



2017 CHICAGO WHITE SOX  
**MEDIA GUIDE**



*presented by*  
**guaranteed Rate**



**CSN**

**WHAT A GAME!**

**WHAT A**



TM

STREAMING ON



& [CSNCHICAGO.COM](http://CSNCHICAGO.COM)

# CHICAGO WHITE SOX

Guaranteed Rate Field • 333 W. 35th Street • Chicago, IL 60616 • 312-674-1000  
 www.whitesox.com • www.orgullosox.com • @whitesox • whitesoxexpressbox.com

## INDEX

1906 World Series .....	232	Dominican Academy .....	312	Postseason Summary .....	228-229
1917 World Series .....	233	DSL White Sox .....	311	RECORDS .....	252-292
1919 World Series .....	234	Doubleheader Information .....	185	Retired Numbers .....	224-225
1933 All-Star Game .....	248	Doubleheader Shutouts .....	290	Rookie Records .....	280
1950 All-Star Game .....	249	FIELD STAFF .....	18-33	Scouting .....	294
1959 World Series .....	235	General Managers (All-Time) .....	220	Season Batting Leaders .....	260-261
1983 All-Star Game .....	250	Guaranteed Rate Field .....	366-370	Single-Season Pitching Leaders .....	262-263
1983 ALCS .....	236	Hall Of Famers .....	223	Single-Game Strikeouts .....	290
1993 ALCS .....	237	Highest-Scoring Games .....	291	Statistical Leaders By Position .....	263
2000 ALDS .....	238	HISTORY .....	203-251	Streaks .....	287
2003 All-Star Game .....	251	Individual Home Run Records .....	283	Team Home Run Records .....	282
2005 Postseason .....	239-246	Individual Records .....	256-257	Team Records .....	253-255
2008 ALDS .....	247	In Memoriam .....	3	Team Season Batting Leaders .....	258
2016 Day-By-Day .....	189-191	League Batting Leaders .....	278	Team Season Pitching Leaders .....	259
2016 Draft .....	295	League Pitching Leaders .....	279	The Last Time It Happened .....	202
2016 REVIEW .....	186-202	Longest Games .....	291	Top Monthly Performances .....	281
2016 Single-Game Highs .....	192-193	Major League Attendance (2016) .....	188	White Sox Ethnic Initiatives .....	376
2016-17 Transactions .....	194-195	Major League Standings (2016) .....	187	White Sox In The Community .....	374-375
2017 Minor League Schedules .....	297	Managers (All-Time) .....	220	White Sox Last Trade .....	185
2017 Schedule .....	BC	MEDIA .....	361-384	White Sox Communications .....	381
40-Man Roster .....	169-172	Media Directory .....	380	White Sox Statistics (2016) .....	196-199
Advanced Rookie Great Falls .....	309	Media Services .....	378-379	White Sox Sweep Information .....	184
All-Stars .....	222	Milestone Victories .....	221	White Sox Timeline .....	204-205
All-Time Numerical Roster .....	212-216	Minor League Affiliates .....	296	Year-By-Year Batting Leaders .....	272-274
All-Time Roster .....	206-211	Minor League Players .....	313-360	Year-By-Year Hitting .....	268-269
American League Statistics (2016) .....	200	Minor League Training Staff .....	302-304	Year-By-Year Pitching .....	270-271
Arizona Rookie League White Sox .....	310	MINOR LEAGUES .....	293-360	Year-By-Year Pitching Leaders .....	275-277
Attendance Records .....	292	Misc. Home Run Records .....	284-286	Year-By-Year Results .....	266-267
Award Winners .....	226-227	Major League Baseball Directory .....	384		
Baseball Information .....	377	National League Statistics (2016) .....	201		
Baseball Operations .....	12-17	No-Hitters .....	289		
Best And Worst Records .....	288	No. 1 Draft Selections .....	295		
Broadcasting .....	362-364	Officers .....	4-11		
Camelback Ranch-Glendale .....	372-373	Old Comiskey Park .....	371		
Career Batting Leaders .....	264	One-Hitters .....	289		
Career Pitching Leaders .....	265	Opening Day Lineups .....	217-219		
Chicago Natives To Play For White Sox .....	211	Opening Day Records .....	287		
Class AA Birmingham .....	306	Opponent Sweep Information .....	184		
Class AAA Charlotte .....	304-305	OPPONENTS .....	173-185		
Class A Kannapolis .....	308	Owners (All-Time) .....	220		
Class A Winston-Salem .....	307	Player Development Staff .....	298-301		
Club Directory .....	2-3	PLAYERS .....	34-168		
Coaches (All-Time) .....	221	Postseason Miscellaneous .....	231		
Comebacks .....	290	Postseason Records .....	230		



## Media Guide Credits

The 2017 White Sox Media Guide was produced by the club's Media Relations Department. Information for the media guide was gathered through February 15. For additional information, contact the media relations department at 312-674-5300.

Editor/Design .....	Bob Beghtol
Assistant Editors .....	Ray Garcia, Scott Reifert
Photographer .....	Ron Vesely
Cover Design .....	Danny Harms
Cover Photography .....	Ron Vesely
Project Contributors .....	Joe Roti, Hannah Sundwald, Sheena Quinn, Julie Bartosz Seth Bernstein, Nick Johnson, Sam Stych and Molly Watts
Printer .....	Graphic Arts Studio under the supervision of Mike Dillon

# CLUB DIRECTORY

## BOARD OF DIRECTORS

Chairman.....	Jerry Reinsdorf
Robert Judelson	Lee Stern
Judd Malkin	Burton Ury
Allan Muchin	Charles Walsh
Jay Pinsky	

## OFFICERS

Chairman.....	Jerry Reinsdorf
Senior Executive Vice President .....	Howard Pizer
Executive Vice President.....	Ken Williams
Senior Vice President/General Manager .....	Rick Hahn
Senior Vice President, Administration .....	Tim Burdick
Senior Vice President, Stadium Operations .....	Terry Savaris
Senior Vice President, Sales and Marketing .....	Brooks Boyer
Senior Vice President, Communications .....	Scott Reifert
Vice President/Assistant General Manager.....	Buddy Bell
Vice President, Human Resources and Risk Management.....	Moirá Foy
Vice President, Community Relations/Executive Director, Chicago White Sox Charities .....	Christine O'Reilly-Riordan
Vice President, Finance.....	Bill Williams
Secretary .....	Adam Klein
General Counsel.....	Allan Muchin

## BASEBALL OPERATIONS

### Major League Operations

Assistant General Manager .....	Jeremy Haber
Senior Director of Baseball Operations .....	Dan Fabian
Director of Team Travel .....	Ed Cassin
Special Assistant to the Chairman.....	Dennis Gilbert
Special Assistants to the Senior VP/General Manager .....	Marco Paddy Bill Scherrer, Jim Thome, Dave Yoakum
Major League Advance Scout/Special Instructor.....	Bryan Lital
Executive Assistant to the Sr. VP/General Manager .....	Nancy Nessende
Director of Baseball Operations.....	Daniel Zien
Director of Baseball Analytics.....	Matt Koening
Manager of Baseball Operations.....	Dan Strittmatter
Technical Video Coordinator.....	Ross Mika
Baseball Video Coordinator.....	Bryan Johnson

### Minor League Operations/Scouting

Director of Player Development.....	Chris Getz
Senior Director of Minor League Operations .....	Grace Guerrero Zwit
Senior Advisor to Scouting Operations.....	Doug Laumann
Director of Amateur Scouting.....	Nick Hostetler
Advisor to the Baseball Department .....	Larry Monroe
Director of Minor League Instruction .....	Kirk Champion
Director of Arizona Facilities.....	Joe Lachcik
Senior Coordinator of Minor League Administration.....	Kathy Potoski
Senior Coordinator of Minor League and Latin American Operations.....	Arturo Perez
Minor League Clubhouse and Equipment Manager .....	Dan Flood
Minor League Assistant Clubhouse Manager.....	Bryant Biasotti

### Major League Training Staff

Head Athletic Trainer.....	Herm Schneider
Assistant Athletic Trainer .....	Brian Ball
Director of Conditioning .....	Allen Thomas
Major League Physical Therapist .....	Brett Walker

### Major League Medical Staff

Team Physicians.....	Dr. Charles Bush-Joseph, Dr. Bernard Bach, Dr. Brian Cole, Dr. Brian Forsythe, Dr. Gregory Nicholson, Dr. Anthony Romeo, Dr. Nik Verma, Dr. Kathleen Weber, Dr. Adam Yanke
Team Ophthalmologist.....	Dr. David Orth
Team Optometrist.....	Dr. R. Tracy Williams
Team Podiatrist.....	Dr. Lowell Scott Weil
Team Psychologist.....	Dr. Jeffrey Fishbein

### Clubhouse Staff

White Sox Clubhouse Manager.....	Robert Warren
Visitors' Clubhouse Manager .....	Gabe Morell
Umpires' Clubhouse Manager.....	Joe McNamara Jr.
Assistant Home Clubhouse Manager .....	Jason Gilliam

## MARKETING

### Marketing and Analytics

Director of Marketing and Analytics .....	Beth Grabowski
Manager of Digital Ticket Marketing .....	John Margelewski
Manager of Business Analytics.....	Liz Milla
Marketing Manager.....	Michael Downey
Coordinator of Marketing Analytics.....	George Abbott
Assistant to the Sr. V.P. of Marketing/Legal Assistant.....	Valerie Pulido

### Business Development and Broadcasting

Senior Director of Business Development and Broadcasting.....	Bob Grim
Manager of Business Development.....	Jo Simmons
Coordinator of White Sox Experiences.....	Martha Black
Special Consultant, Business Operations .....	Frank Thomas
Television Broadcasters.....	Ken Harrelson, Steve Stone, Jason Benetti
Radio Broadcasters .....	Ed Farmer, Darrin Jackson

### Game Presentation, Video Production & Scoreboard Operations

Sr. Director of Game Presentation and Video Production .....	Cris Quintana
Sr. Manager of Scoreboard Operations and Video Production .....	Jeff Szymal
Senior Manager of Game Presentation .....	Dan Mielke
Scoreboard Motion Graphics & Lead Designer .....	Roman Farias
Producer/Editor/Technical Director .....	Frank Lenti
Senior Producer/Editor & Animation Designer.....	Justin Tuazon
Scoreboard Video Editor .....	Ivan Rodriguez
Scoreboard Motion Graphics Designer .....	Joe Grochocicki
Coordinator of Game Presentation.....	Colleen O'Malley

### Corporate Partnerships

Senior Director, Corporate Partnerships Sales Development.....	George McDoniel
Senior Director, Corporate Partnerships Activation .....	Gail Tucker
Sr. Manager of Corporate Partnerships Sales Development.....	Jeff Floerke
Manager of Corporate Partnerships Activation.....	Kat Claeys
Account Executive Corporate Partnerships Development.....	Joe Ronovsky
Corporate Partnerships Activation Coordinators .....	Adam Delgado, Ashley Sorensen
Corporate Partnerships Sales and Research Coordinator .....	Mallory Miczulski
Corporate Partnerships Activation Administrator.....	Whitney Holloway
Consultant .....	Tony Colosimo

## COMMUNICATIONS

### Digital Communications

Director of Digital Communications .....	Brad Boron
Manager of On-Line Communications .....	Dakin Dugaw
Manager of Digital Media .....	Matt Dahl
Digital Video Coordinator .....	JV Trammell
Coordinator of Digital Communications .....	Jordan Doyle
Coordinator of Digital Content .....	Emily Joria

### Advertising and Design Services

Director of Advertising and Design Services .....	Gareth Brunlin
Manager of Publications and Design .....	Matthew Peterson
Manager of Design and Multimedia.....	Danny Harms
Senior Coordinator of Design Services .....	Toby Ramos
Senior Coordinator of Advertising.....	Lauren Seesel
Coordinator of Multimedia & Design Services .....	Amy Monks

### Community Relations

Director of Youth Baseball Initiatives .....	Kevin Coe
Sr. Managers of Community Relations .....	Sarah Marten, Lauren Pesqueda
Senior Coordinator of Community Relations .....	Tiffany Spencer
Coordinators of Community Relations.....	Chandler Gilbert, Caitlin Hanley, Meg Hiestand
Coordinator of Community Relations (Mascot Program).....	Kyle Matze
Community Relations Representatives .....	Harold Baines, Carlton Fisk, Bo Jackson, Ron Kittle, Carlos May, Bill Melton, Donn Pall, Dan Pasqua, Mike Squires

### Media Relations

Senior Director of Media Relations .....	Bob Beghtol
Assistant Director of Media Relations .....	Ray Garcia
Manager of Spanish Communications/Translator .....	Billy Russo
Coordinator of Media Relations.....	Joe Roti
Coordinator of Media Services .....	Hannah Sundwall
Team Photographer .....	Ron Vesely

### Public Relations

Director of Public Relations.....	Sheena Quinn
Senior Coordinator of Public Relations.....	Julie Bartosz

# CLUB DIRECTORY

## ADMINISTRATION

### Administrative Staff

General Counsel..... John Corvino  
 Assistant to the Chairman ..... Barbara Reincke  
 Executive Assistant to the Senior Executive Vice President ..... Lori Palasti  
 Executive Assistant to the Senior VP, Stadium Operations ..... Lori Roppolo  
 Coordinator of Investor Relations and Administration ..... Katie Hermle

### Accounting

Accounting Manager..... Chris Taylor  
 Payroll Manager ..... John Storiz  
 Manager of Financial Analysis..... Mallory Whitlock  
 Accounting Assistant ..... Kathy Bingham  
 Payroll Coordinators..... Tina Stack, Nancy Trump  
 Coordinator of Accounts Receivable ..... Kristy Chiaro  
 Coordinator of Accounts Payable ..... Terry Considine  
 Treasury Accounting Coordinator ..... Cherie Vari  
 Executive Assistant to the Senior Vice President,  
 Administration and Vice President, Finance ..... Marianne Demke  
 Bulls/Sox Academy Accounting Manager ..... Kari Adamik

### Data Processing/Management Information Systems

Senior Director of Management Information Services.....Don Brown  
 Senior Systems Analyst/Desktop Administrator.....Stan Czynewski  
 Senior Network Administrator ..... Alex Barrera  
 Cyber-Security/Network Administrator..... Kurt Miller

### Human Resources

Manager of Human Resources.....Elizabeth Vazquez  
 Senior Coordinator of Human Resources..... Leslie Gaggiano

### Ticket Office

Senior Director of Ticket Operations.....Mike Mazza  
 Manager of Ticket Accounting Administration.....Larry Majkrzak  
 Manager of Ticket Office Seasonal Staff ..... Tom Eichstaedt  
 Manager of Ticket Operations ..... Pete Catzone  
 Coordinator of Ticket Office Services ..... Laura Arenas  
 Administrative Assistant.....Mary Weiss

### Ticket Sales

Senior Manager of Premium Seating Sales .....Rob Boaz  
 Senior Manager of Group Sales .....Jeff Bogacki  
 Senior Manager of Ticket Sales and Client Services.....Rich Kuchar  
 Senior Manager of Premium Seating Services.....Lindsey Jordan  
 Manager of Group Sales Development ..... Sam Lawson  
 Manager of Ticket Sales Administration .....Guillermina Pineda  
 Ticket Office System Specialist .....Don Michaels  
 Senior Account Executive Premium Sales .....Alexa Vaicaitis  
 Senior Account Executive Group Sales.....Joe Jung  
 Coordinator of Client Services and Administration ..... Natalie McSharry  
 Coordinator of Premium Seating Services .....Joey Cullerton  
 Group Sales Executives ..... Nick Fetchik, Scott Gbur, Brittany Howard,  
 Reynel Penn, Mike Rourke

New Business Executives ..... Colin Kibler, Nick Kapetan, Jimmy Konrath,  
 Mike Short, Thomas Siwek, Trevor Sniders  
 Client Services Executives ..... Whitney Adams, Stanton Jones,  
 Jenna DiDiana, Kelli Linneman

### Support Services

Sr. Director of Purchasing, Construction and Maintenance.....Don Esposito  
 Senior Director of Purchasing.....Mike Spidale  
 Manager of Central Support Services .....Shau Booker  
 Manager of Purchasing and Warehouse .....Matt Nykiel  
 Purchasing Administrator.....Tracy Mobley  
 Coordinator of Central Support Services.....Jerae Farnes  
 Coordinator of Purchasing/Central Support Services.....Leo Brady

### Park Operations

Senior Director of Park Operations.....Jonathan Vasquez  
 Senior Director of Event Security ..... Steve Cardona  
 Senior Director of Guest Services and Diamond Suites..... Julie Taylor  
 Groundskeeper..... Roger Bossard  
 Manager of Quality Control.....Dave Wanda  
 Manager of Guest Services and Diamond Suites..... Alexandria Janowiak  
 Manager of Park Operations Administration.....Jennifer Kondrissack  
 Coordinator of Guest Services .....Tristan Elmorc  
 Guest Information Representatives .....Beatrice Quintero, Maria Villanueva  
 Receptionist.....Laura Randolph  
 Park Operations Staff ..... Brian Galvin, Ray Gilmore, Wayne Kramer,  
 Scott Lynam, Curtis Nekovar, Jerry Powe, Michael Quan, Joe Stangarone  
 Bards Room Chef ..... Roy Rivas  
 Bards Room Staff ..... Sonia Blackwell, Kevin Fitzpatrick, Jose A. Gomez,  
 Juan Gomez, Karen Looney, Olivia Ortiz, Jeanette Rogosich,  
 Corky Vari, Theresa Vasquez  
 Construction and Maintenance Staff ..... Steve Knight, Mark Miller  
 Phil Minelli, Mike Ruff, Bob Sievert, Dow Smith, Ken DePypor  
 Public Address Announcer..... Gene Honda

### Interns

Baseball Operations ..... Devin Pickett  
 Ticket Sales ..... Sean Britt, Morris Grant, Laura Koerber, Norberto Ramos  
 Media Relations ..... Nick Johnson, Sam Stych  
 Public Relations ..... Molly Watts

### At Your Service

Senior Director.....Michelle Giancaterino  
 Senior Manager of Guest Services (United Center).....Maggie Acevedo  
 Senior Manager of Guest Services ..... John Bowen  
 Senior Manager of Accounting ..... Kim Foley  
 Senior Manager of Payroll ..... Janet Hernandez  
 Manager of Scheduling and Training.....Kathy Indovina  
 Payroll Coordinator ..... Elizabeth Hernandez  
 Guest Services Coordinator ..... Christian Irving  
 Human Resources Assistant ..... Joyce Jones  
 Guest Services Assistant.....Brandon Westbrook  
 Event Security Coordinator.....Bernie Hogancamp

# IN MEMORIAM

Name	Position	Date of Death	Years w/Sox
Sammy Ellis	Pitcher/Coach	May 13, 2016	1969, 1989-91
Omar "Turk" Lown	Pitcher	July 8, 2016	1958-62
Hal Hudson	Pitcher	July 8, 2016	1952-53
Alan Brice	Pitcher	July 30, 2016	1961
Neil Berry	Infielder	August 24, 2016	1953
Joe DeMaestri	Infielder	August 26, 2016	1951
Joe Kirrene	Infielder	October 19, 2016	1950, '54
Eddie Carnett	Outfielder/Infielder/Pitcher	November 4, 2016	1944
Jackie Brown	Pitching Coach	January 8, 2017	1992-95

# OFFICERS

## JERRY REINSDORF

### CHAIRMAN



During his 30-plus year tenure as chairman of the Chicago White Sox, Jerry Reinsdorf's two professional sports teams – the White Sox and Chicago Bulls – have delivered seven World Championship titles to the city of Chicago and its fans.

Fulfilling a dream that began as a baseball fan growing up in Brooklyn during the 1930s and 1940s, Reinsdorf accepted the Commissioner's Trophy from Bud Selig on October 26, 2005, after the White Sox swept their way to the team's first World Series Championship since 1917.

The championship was the first by a Chicago baseball team in 88 years and was celebrated by a ticker-tape parade, attended by nearly 2 million Chicagoans, that ran from U.S. Cellular Field through many of the city's neighborhoods and finished in downtown Chicago. At the rally, first baseman Paul Konerko presented Reinsdorf with the ball from the final out of Game 4 of the World Series.

The White Sox have reached the postseason five times during Reinsdorf's tenure, most recently in 2008 when they captured the American Central Division title in a one-game playoff. The Sox also claimed division titles in 1983, 1993, 2000 and 2005.

Reinsdorf begins his 37th season as chairman of the White Sox in 2017, having surpassed club founder Charles Comiskey (1900-31) for the longest ownership tenure in franchise history. The Sox have gone 2,903-2,803 (.509) during Reinsdorf's 36 seasons, and every one of the club's Top 20 single-season attendance totals have come during Reinsdorf's tenure, including a franchise-record 2.95 million fans in 2006.

Reinsdorf and the White Sox have received four prestigious honors over the past few years in recognition of the franchise's ongoing commitment to giving back to the community. In June 2011, Reinsdorf traveled to Washington D.C. to accept the Jefferson Award, one of the nation's top honors for community service and volunteerism, known as the "Nobel Prize for Public Service."

In August 2011, Reinsdorf received the Barnes and Thornburg Jackie Robinson Award for diversity in the workplace, and in November 2011, Reinsdorf and the White Sox were honored by Commissioner Bud Selig with the Commissioner's Award for Philanthropic Excellence for the club's Volunteer Corps. In September 2012, Reinsdorf and the White Sox were again recognized nationally, receiving the Steve Patterson Award for Excellence in sports philanthropy for the team's Volunteer Corps program.

In response to President Barack Obama's inauguration-day call to service, Reinsdorf and the White Sox created the White Sox Volunteer Corps in 2009 to support the Chicagoland community through service. The Corps, now consisting of staff, players and over 4,650 fan volunteers, has mobilized to provide more than 41,500 hours of community service during its seven years of existence, including work renovating Chicago Public Schools, remodeling local Boys & Girls Clubs and donating time at the Greater Chicago Food Depository.

In September 2016, Reinsdorf was named to the Naismith Basketball Hall of Fame Class of 2016 in Springfield, Mass. He became the 10th NBA owner to be honored as an inductee.

Both of Reinsdorf's sports franchises have donated millions of dollars to causes in the Chicago community through a variety of efforts, including Chicago White Sox Charities and Chicago Bulls Charities. Chicago White Sox Charities has donated more than \$14.5 million to Chicagoland organizations in the past eight years, moving the team's non-profit arm to more than \$27 million in cumulative giving since its inception.

In 2017, the White Sox will host the 10th annual "Double Duty Classic," a high school baseball All-Star Game featuring many of the nation's top inner-city baseball players. The Classic, named for Negro League great Ted "Double Duty" Radcliffe, celebrates the community's pride in the Negro League East-West All-Star Games, held annually at Comiskey Park in Chicago from the 1930s until the 1960s, while a symposium before the game teaches players about the game's history and importance.

Reinsdorf and the White Sox created the Amateur City Elite (ACE) youth baseball program in 2007. Sponsored by Chicago White Sox Charities, ACE provides urban-based and largely minority youth the opportunity to play in a high-quality travel baseball program. In its eight years, ACE has had 18 players drafted and over 143 players sign scholarships to play college baseball. ACE alumni have won NCAA Championships, have been drafted as high as the first round (fifth pick overall), and other alumni have returned for front office jobs within the White Sox organization.

In recognition of his life-long commitment to promoting diversity, Reinsdorf's White Sox hosted Major League Baseball's 2013 Diversity Summit in Chicago, and the franchise also was chosen to host the annual Civil Rights Game and Beacon Awards Luncheon in August 2014.

Reinsdorf has been responsible for the construction of two new sports facilities in Chicago, Comiskey Park (1991), now Guaranteed Rate Field, and the United Center (1994). The White Sox and Los Angeles Dodgers opened a state-of-the-art spring training complex, named Camelback Ranch — Glendale, in Phoenix in 2009.

For much of the past decade, Reinsdorf, the White Sox and the Illinois Sports Facilities Authority have undertaken dramatic offseason renovations to Guaranteed Rate Field with the goal of improving the ballpark experience for White Sox fans. In 2016, three new, state-of-the-art video boards, including a center field board that measures 60 feet by 134 feet, were installed in the ballpark.



FRONT OFFICE

FIELD STAFF

PLAYERS

OPPONENTS

2016 REVIEW

HISTORY

RECORDS

MINOR LEAGUES

MEDIA/MISC.

# OFFICERS

Since heading the limited partnership that purchased the White Sox in January 1981, Reinsdorf has been involved in Major League Baseball initiatives at an industry-wide level. Currently, he serves on the Major League Baseball Business and Media Board.

In the past he has served on many other committees, including Major League Baseball's Executive Council, Player Relations, Relocation, Ownership & Legislative and Long-Range Labor Planning. He was instrumental in the formation of the Diverse Business Partners (DBP) Program in 1998. Since then, Major League Baseball and its clubs have purchased hundreds of millions of dollars in goods and services from minority and women-owned businesses, and the White Sox annually rank among baseball's leaders in the DBP program. In 2008, his long history of donating time to Major League Baseball led to Reinsdorf being asked to serve on the Board of The Baseball Hall of Fame. White Sox great Frank Thomas and former manager Tony La Russa were inducted as members of the Hall of Fame's Class of 2014, and former White Sox Tim Lincecum is set to be inducted in July 2017.

Reinsdorf expanded his involvement in professional sports in March 1985 by purchasing controlling interest in the Chicago Bulls. During his tenure as chairman of the Bulls, the team has captured six World Championships (1991-93, '96-98). In addition to initiating the building of new Comiskey Park, Reinsdorf initiated construction of three major facilities for the Bulls.

The United Center, home for the Bulls and Chicago Blackhawks, opened for the 1994-95 season, the Sheri L. Berto Center served as the Bulls training facility from 1992-2014, and the Advocate Center, which opened in 2014 and now serves as the Bulls practice and training facility in downtown Chicago.

Reinsdorf has played a critical role in the development of the west side area surrounding the United Center and was responsible for introducing an innovative reading program to the Chicago Public Schools. Through the Chicago Bulls/ Sox Training Academy, which opened in 2001, and outreach efforts such as White Sox Training Centers and Chicago Bulls Basketball Schools, Reinsdorf's franchises promote sports to thousands of youth each year while instilling a love of the game in future fans. Reinsdorf's life-long support for charitable and community organizations has resulted in numerous other awards and recognitions.

In 2009, Reinsdorf co-founded Silver Chalice Ventures, a next generation, digital sports media company that owns and operates digital networks 120 Sports, Campus Insiders and the ACC Digital Network.

Born in Brooklyn, N.Y. on February 25, 1936, Reinsdorf graduated from George Washington University in Washington D.C. and earned a law degree from Northwestern University after moving to Chicago in 1957. Reinsdorf and his wife, Martyl, have four children and eight grandchildren.



## HOWARD PIZER

### SENIOR EXECUTIVE VICE PRESIDENT

Howard Pizer begins his 37th season with the White Sox after being promoted to the position of senior executive vice president by Jerry Reinsdorf on October 26, 2012.

Pizer, who attends Major League Baseball owners' meetings on the club's behalf, has primary responsibility for the business and administrative operations of the White Sox as well as continuing oversight of the club's legal matters and governmental relations. The 40-plus-year business associate of Jerry Reinsdorf joined the White Sox in 1981 to handle the club's transition from former owner Bill Veeck to the Reinsdorf-Einhorn group. He served as the club's executive vice president from 1981-2012.

During his 36-year tenure with the White Sox, Pizer has supervised the franchise's hosting of two Major League All-Star Games (1983 and 2003), the team's five postseason appearances (1983, 1993, 2000, 2005 and 2008), and the 2005 World Series, the first won by a Chicago baseball team in 88 years.

Prior to its opening on April 18, 1991, Pizer's primary focus was on the necessary steps to create new Comiskey Park, now Guaranteed Rate Field. He utilized this experience in connection with the development and operation of the United Center, the state-of-the-art facility which opened for the 1994-95 Chicago Bulls and Chicago Blackhawks season. He also

was instrumental in the development of the Advocate Center, the new Bulls training center located next to the United Center. Pizer is the White Sox chief liaison with the Illinois Sports Facilities Authority (ISFA), the state agency that serves as owner of Guaranteed Rate Field.

Pizer is responsible for the overall relationships between the White Sox and their concessionaires, Illinois Sportservice, and Levy Restaurants, and he annually has spearheaded the club's ongoing efforts to improve the ballpark experience for fans attending games Guaranteed Rate Field.

Pizer lends his organizational ability to the board of directors of Chicago Baseball Cancer Charities; Special Children's Charities, the fundraising arm of Chicago Special Olympics; Local Initiatives Support Corporation/Chicago Board of Advisors; and Near West Side Community Development Corp., which is working to spur affordable housing and economic development on Chicago's near west side. The Chicago native also is an active participant in White Sox Volunteer Corps community service events, as well as the club's support of community efforts to develop the Wentworth Gardens and Bronzeville areas near the ballpark. Pizer also serves as vice president and secretary for Chicago White Sox Charities.

Born on October 23, 1941, in Chicago, Ill., Pizer is a graduate of the University of Wisconsin. He is also a magna cum laude graduate of the Northwestern University School of Law. Pizer and his wife, Sheila, have two children: Jacqueline and Rachel; and four grandchildren.

FRONT OFFICE  
FIELD STAFF  
PLAYERS  
OPPONENTS  
2016 REVIEW  
HISTORY  
RECORDS  
MINOR LEAGUES  
MEDIAMISC.

# OFFICERS

## KEN WILLIAMS

### EXECUTIVE VICE PRESIDENT



Ken Williams begins his 36th season in baseball in 2017 and his fifth as executive vice president after being promoted to the position on October 26, 2012. In his present role, Williams has increased the scope and range of his involvement with the club while continuing to maintain

oversight and final approval on major baseball decisions. He also attends Major League Baseball owners' meetings on the club's behalf.

This past offseason, the baseball department's executive team of Williams and general manager Rick Hahn began a long-term process to refocus the White Sox organization toward an emphasis on youth, development and sustained winning. First, the club named Rick Renteria as its new manager on October 3, and then in consecutive days at the winter meetings on December 6-7, the White Sox acquired seven key prospects in two separate trades, adding INF Yoan Moncada, the No. 1-ranked prospect in minor league baseball from the Boston Red Sox for LHP Chris Sale, before then acquiring three talented young pitchers, including top-ranked RHP Lucas Giolito, from the Washington Nationals for OF Adam Eaton.

Williams played a key role in the White Sox scouting and signing of free agent Cuban first baseman Jose Abreu prior to the 2014 season. Abreu, who signed a six-year, \$68-million contract, the largest player contract ever given by the White Sox, was named American League Rookie of the Year in 2014.

Williams spent 12 seasons (2001-12) as the White Sox general manager, producing the best winning percentage by any general manager in club history. The White Sox claimed a World Series Championship in 2005 – the franchise's first in 88 years – two division titles (2005 and 2008), five second-place finishes and four third-place finishes. The club finished .500 or better nine times, going 1,014-931 (.521) over his 12 seasons.

Williams celebrated his fifth season as general manager in 2005 by winning the third World Series title in the franchise's history and the club's first since 1917. The 2005 World Champion White Sox became just the second team in major-league history to lead its division wire-to-wire and sweep the World Series in four games. The other was the 1927 New York Yankees. The Sox were 11-1 in postseason play, winning their final eight games.

Following the 2005 World Series Championship, the 2006 White Sox posted a 90-72 record, winning 90 or more games in back-to-back seasons for just the fifth time in franchise history and first since 1963-65.

The 2008 White Sox became the second team to capture an AL Central division title during Williams' tenure. The 2008 Sox went 89-74 (.546) to win the AL Central title by defeating the Twins in a tiebreaker on September 30. The 1-0 victory over Minnesota was the third of three straight must-win games against three different teams to end the regular season.

Prior to the 2005 championship season, the White Sox signed five free agents – OF Jermaine Dye, RHP Dustin Hermanson, RHP Orlando Hernandez, Japanese INF Tadahito Iguchi and C A.J. Pierzynski – and each played a key role in helping the team to the World Series title. The Sox also acquired OF Scott Podsednik and RHP Luis Vizcaino in a December 13 trade with the Brewers. In 2004, Williams signed RHP Shingo Takatsu,

Japan's all-time saves leader, who was the first Japanese player for the White Sox. In 2003, the Sox signed free agent RHP Esteban Loaiza, who went on to win 21 games and started the 2003 All-Star Game at U.S. Cellular Field.

During his tenure, Williams acquired 171 players in 72 trades involving the major-league roster. His teams included four Cuban players, Jose Contreras, Orlando Hernandez (2005), Alexei Ramirez (2008-15) and Dayan Viciedo (2010-14), and two Japanese players (Tadahito Iguchi and Shingo Takatsu). In 2005, Iguchi became the first Japanese player in baseball history to win a World Series title.

Williams was the first African-American general manager in Chicago sports history and the third in major-league history, following Bill Lucas (Atlanta, 1979) and Bob Watson (Houston, 1994-95/Yankees, 1996-97). From 2001-03, Williams and Jerry Manuel formed the first African-American general manager/manager tandem in major-league history. He was honored at the McDonald's 365Black Awards in July 2013 as one of the nation's history makers of today and tomorrow.

Williams has spent 34 seasons in baseball in a variety of capacities, including player, scout and special assistant to the chairman. He joined the club in November 1992 as a scout, specializing in the inner cities, and was named special assistant to Jerry Reinsdorf in 1994.

He served as director of minor-league operations from 1995-96 and vice president of player development from 1997-2000. Under his direction, the Sox were named 2000 Organization of the Year by *Baseball America* and *USA Today*.

Active in the organization's community outreach programs, Williams takes part in the annual "Double Duty Classic" at the ballpark, speaking to young amateur baseball players about their role in the history of the sport. Williams supports the team's Amateur City Elite (ACE) youth baseball program, which has had 18 players drafted, including first round pick Corey Ray (Milwaukee, fifth overall) in 2016, and over 143 players sign college scholarships to play baseball since it began in 2007. In 2013, he was named to Major League Baseball's Diversity Committee, an 18-member task force announced by Commissioner Bud Selig and given the objective of increasing diversity in the game, particularly among black players.

Williams has been active in the team's "Becoming A Man" program, an initiative aimed at teaching young, at-risk men how to resolve conflict in a non-violent manner. The BAM program was recognized by President Barack Obama for its positive impact on the fight against urban violence.

A former outfielder with the White Sox (1986-88), Detroit (1989-90), Toronto (1990-91) and Montreal (1991), Williams appeared in 451 major-league games.

Born on April 6, 1964, in Berkeley, Calif., Williams attended Stanford University, where he played football. Williams is married to Zoraida Sambolin, the morning news anchor for WMAQ Channel 5. Together, she and Williams promote prostate and breast cancer awareness, education and early screening. Williams has three sons: Kenny Jr., a Los Angeles-based amateur scout with the White Sox, Kyle, who was a wide receiver with the Super Bowl champion Denver Broncos in 2015, and Tyler, who played minor league baseball. Williams also has two step children: Nico and Sofia.

FRONT OFFICE

FIELD STAFF

PLAYERS

OPPONENTS

2016 REVIEW

HISTORY

RECORDS

MINOR LEAGUES

MEDIA/MISC.



# OFFICERS

## RICK HAHN

### SENIOR VICE PRESIDENT/GENERAL MANAGER



Rick Hahn, who begins his fifth season as the club's general manager, has been with the White Sox since October 2000 and helped build the 2005 World Series Champion and 2008 postseason teams. The Chicago native was named the club's senior vice president/general manager on

October 26, 2012, and his duties include oversight of all player personnel matters, coaching staff decisions and the club's player development and scouting operations.

This offseason, the baseball department's executive team of Executive Vice President Ken Williams and Hahn began a long-term process to refocus the White Sox organization toward an emphasis on youth, development and sustained winning. As the team's first offseason move, Hahn named Rick Renteria the new White Sox manager on October 3. With the selection of Renteria and the promotion of Nick Capra (third base coach) and Curt Hasler (bullpen), every member of the White Sox coaching staff in 2017 has lengthy player development experience.

In consecutive days at the winter meetings December 6-7 in National Harbor, Md., the White Sox acquired seven key prospects in two separate trades. Hahn first added INF Yoan Moncada, Baseball America's Minor League Player of the Year in 2016, OF Luis Alexander Basabe, RHP Michael Kopech and RHP Victor Diaz from the Boston Red Sox for LHP Chris Sale. He then acquired top-ranked RHP Lucas Giolito, RHP Reynaldo Lopez and RHP Dane Dunning from the Washington Nationals for OF Adam Eaton the next day.

The White Sox enter the 2017 season as the only major-league franchise with three players – Moncada #2, Giolito #12 and Kopech #16 – ranked among mlb.com's Top 20 Prospects, and with six of the Top 100 prospects, the White Sox rank third among all 30 franchises. Lopez (#46), Carson Fulmer (#71) and Zack Collins (#81), one of the club's first round picks from the 2016 First-Year Player Draft, complete the list of Sox players in mlb.com's Top 100. Of the six, only Fulmer was in the organization on Opening Day 2016.

Rookie SS Tim Anderson, the club's first round pick in 2013, made his major-league debut on June 10, 2016 at Detroit and ended the season with the sixth-highest batting average (.283) of any White Sox rookie since 1965 (when the draft began). Anderson joined Carlos Rodon (2014) and Fulmer (2015) as White Sox first-round selections to appear with the team in 2016. Collins (10th overall) and Zack Burdi (26th), both 2016 White Sox first-rounders are two of the 10 players in camp this spring who were selected by the club in the first three rounds of the draft.

The White Sox made international headlines on October 29, 2013 when Hahn signed free agent Cuban first baseman Jose Abreu to a six-year, \$68-million contract, the largest player contract ever given by the White Sox. Abreu was named to the American League All-Star Team in 2014, led all of baseball in slugging percentage, won a Silver Slugger Award and unanimously was awarded the BBWAA AL Rookie of the Year Award. In 2015, Abreu became just the second player in history to hit 30-plus home runs with 100 or more RBI in each of his first two major-league seasons, joining only Albert Pujols. In 2016, Abreu became the seventh player in major-league history to record 100-plus RBI in each of his first three seasons.

Under Hahn's supervision, the White Sox have expanded the baseball operations department, increasing the staff with several new positions. In 2016, Hahn named Chris Getz, a former Sox second baseman, as director of player development. Hahn promoted Nick Hostetler to director of amateur scouting in August 2015 and also added Jim Thome to the organization in July 2013, naming the popular former slugger a special assistant.

Hahn has traveled to the Dominican Republic multiple times as the White Sox signed several Latin American free agents behind the international scouting of Marco Paddy, Doug Laumann and Hostetler. The Sox signed OF Micker Adolfo (Zapata), the No. 2 ranked international prospect by MLB in 2013, to a \$1.6 million contract and followed up annually with signings of top prospects SS Amado Nunez (2014), OF Franklin Reyes (2015) and OF Josue Guerrero (2016), among others.

During his 12 seasons as White Sox vice president/assistant general manager, Hahn worked with Williams on roster composition, player acquisitions, talent evaluations and contract negotiations. Since joining the organization, Hahn has negotiated numerous multiyear contracts, including with current Sox players Abreu, OF Melky Cabrera, RHP Nate Jones, LHP Jose Quintana and RHP David Robertson.

Hahn has been credited with playing a key role in moves such as signing eventual Cy Young Award runner-up Esteban Loaiza to a minor-league deal prior to the 2003 season, the waiver claim of Bobby Jenks prior to the 2005 World Series championship season, the 2007 acquisition of Most Valuable Player-candidate Carlos Quentin, the evaluation and signing of 2009 Rookie of the Year Gordon Beckham, and the signing of Chris Sale, the club's 2010 first-round pick and a five-time All-Star with the White Sox. Prior to joining the White Sox, Hahn spent two years as an associate at Steinberg, Moorad & Dunn, a sports agency based in Newport Beach, Calif., representing more than 150 athletes from Major League Baseball, the National Football League and the National Basketball Association.

Hahn is active in the organization's community outreach efforts as he has met with the organization's Amateur City Elite (ACE) youth baseball teams and volunteered his time serving meals to families at the Ronald McDonald House in downtown Chicago. Hahn is a native of Winnetka, Ill. and a graduate of New Trier High School, the University of Michigan, Harvard Law School, and Northwestern's Kellogg Graduate School of Management. He and his wife, Jean, have two children: Jacob and Charlie.



FRONT OFFICE

FIELD STAFF

PLAYERS

OPPONENTS

2016 REVIEW

HISTORY

RECORDS

MINOR LEAGUES

MEDIA/MISC.

# OFFICERS



## TIM BUZARD

### SENIOR VICE PRESIDENT, ADMINISTRATION

Beginning his 36th season with the Chicago White Sox in 2017, senior vice president of administration Tim Buzard is responsible for the club's accounting, ticket office, human resources, data processing and communications departments.

Promoted to senior vice president in 2004, Buzard oversees the Chicago Bulls/Chicago White Sox Training Academy, located in Lisle, Ill. The state-of-the-art facility, which opened in 2001 and has hosted over a half million visitors, offers professional baseball, softball and basketball instruction for kids of all ages up to professional athletes. "The Vault," a fun interactive area for kids that combines physical activity, sports and the latest technology to help youth fight childhood obesity through exercise, opened at the Academy in 2011 and is a popular field trip and birthday party destination for 20,000 kids each year.

After joining the club in 1981, Buzard served as controller for five years, as vice president of finance for 12 and as vice president of administration and finance for six. He oversaw the automation of the accounting department and assisted in an organization-wide computerization project. Buzard also has initiated new cash management and comprehensive risk management systems, which reduced risk exposures and costs for the franchise. Buzard also is active in maintaining

the club's on-going relationship with Major League Baseball Advanced Media (MLBAM).

Buzard, who has the longest tenure of any chief financial officer in Major League Baseball, spent much of the 1993 season as a member of Major League Baseball's Chief Financial Officers' Committee studying revenue sharing, and he has played a major role in the implementation of baseball's revenue-sharing agreement. He has overseen a ticket office customer service campaign, the development of a human resources department with the White Sox and is responsible for the organization's integrated approach to communications. Buzard is a member of the Major League Baseball Non-Unionized Personnel Pension Plan Committee and the Subscribers' Advisory Committee of the Major League Baseball Assurance Exchange Society, MLB's captive insurance company.

Buzard graduated in 1978 from the University of Illinois with a degree in accounting and became a certified public accountant in 1981. He served as a senior accountant for Ernst & Whinney for three years prior to joining the Sox. Buzard was born on September 13, 1955, in Evanston, Ill. He and his wife, Sandra, have two children: Jacqueline and Kevin. The family resides in Riverwoods, Ill. The Buzards donate their time as members of the White Sox Volunteer Corps, the club's community outreach program, and SHORE Community Services supporting individuals with developmental disabilities.



## TERRY SAVARISE

### SENIOR VICE PRESIDENT, STADIUM OPERATIONS

Entering his 37th season with the Chicago White Sox, senior vice president of stadium operations Terry Savarise is directly responsible for all aspects of the operation of Guaranteed Rate Field, including more than 2,000 employees who staff the ballpark on game days.

Savarise, who was promoted to senior vice president in 2004, was responsible for the planning and construction of the new ballpark, which opened in 1991. He also has overseen the ballpark's many popular renovations and remodeling efforts over the past 16 seasons, including the installation of three new video boards in 2016. The center field board, which measures 60 feet by 134 feet, is now one of the biggest in major league baseball and is over five times the size of the ballpark's original video board installed in 1991.

Each of the renovations to then U.S. Cellular Field and now Guaranteed Rate Field have focused on improving the game experience for White Sox fans by creating a more intimate and fun ballpark atmosphere. The Sox moved seating closer to the field of play, added the popular Fan Deck in center field, changed the color scheme of the ballpark and in its most dramatic change, removed the top eight rows of the ballpark's upper deck and added a flat roof over the back rows of the upper deck.

Among the specific makeover changes are construction of The Chicago Sports Depot, a new apparel and merchandise store featuring sportswear from all the local professional and college teams, and ChiSox Bar & Grill, a high-end sports bar popular with Sox fans before and after games. In 2017, a unique suite located on the main concourse behind home plate.

Savarise serves as senior vice president of operations for the United Center, home of the six-time World Champion Chicago Bulls and the three-time Stanley Cup Champion Chicago Blackhawks. The arena hosts over 220 major events per year, making it one of the busiest in the United States. Savarise was responsible for all design and construction of the state-of-the-art, multi-purpose arena and currently is overseeing a \$100-million renovation of the United Center, including the construction of a 190,000-square foot office building for the arena, Bulls and Blackhawks staff. He also coordinated the operation of the 1996 Democratic National Convention at the United Center. Savarise oversaw the design and construction of the Bulls training facility, the Advocate Center, which opened in 2014 and also is handling the design and construction of the new practice facility and community ice center for the Blackhawks, scheduled to open in December 2017.

Savarise spearheaded the design and construction of Camelback Ranch – Glendale, the award-winning White Sox and Los Angeles Dodgers spring training facility in Glendale, Ariz., which opened in spring 2009. Savarise sits on the board of the joint venture which runs Camelback Ranch – Glendale.

Savarise also directed the design and construction of two other spring training ballparks for the White Sox: Tucson Electric Park (1998-2008) and Ed Smith Stadium and Sports Complex in Sarasota, Fla. (1989-97).

Savarise is a member of the Arena Managers' Association and the International Association of Auditorium Managers and has served on the board of directors of the Stadium Managers' Association. He is a graduate of the Ohio University Sports Administration program. He and his wife, Tara, have two children: Katie and Jon. Jon, who was drafted by the White Sox in the 33rd round of the 2012 draft, is a member of Northern Illinois University's baseball team.

# OFFICERS

## BROOKS BOYER

### SENIOR VICE PRESIDENT, SALES AND MARKETING



Brooks Boyer enters his 14th season with the White Sox in 2017, overseeing the team's marketing, corporate partnerships sales and service, ticket sales and service, premium seating sales and service, broadcasting, game operations, promotions, advertising, licensing, business analytics and development.

During Boyer's tenure, the White Sox set a franchise-record attendance with 2,957,111 in 2006. His game operations staff is responsible for developing the team's "take the field" montage, orchestrating fan participation in the historic "blackout game" tiebreaker vs. Minnesota in 2008, establishing annual theme days such as Mullet Night and Father-Daughter Day, arranging the 10-year anniversary reunion weekend for the 2005 World Series team in July 2015, as well as the ceremony to retire former Sox captain Paul Konerko's No. 14 before a sellout crowd in 2015, and overseeing the setting of a Guinness Book of World Records record for most dogs to watch a baseball game

With a leadership style centered on fan engagement, Boyer oversaw the construction of a data warehouse to gain insight and information to identify and meet guests' needs in the ballpark. Boyer also focuses attention on the long-term development of the White Sox fan base by helping establish the team's youth baseball initiatives by partnering with youth baseball leagues in communities throughout Illinois, including Oak Park, Park Ridge, Elmhurst, Downers Grove, Naperville, Orland Park, Frankfort Square as well as Dyer, Indiana.

Other notable accomplishments under Boyer's leadership include: securing the multiyear sponsorship agreement with naming rights partner Guaranteed Rate for Guaranteed Rate Field and Guaranteed Rate Club in 2016; the opening of ChiSox Bar & Grill and the Chicago Sports Depot in 2011; and securing naming rights for ballpark attractions, such as the Beggars Pizza Pub, Huntington Bank Stadium Club, New Era Cap Corner, Private Bank Fan Deck and the XFINITY Fundamentals Deck.

Boyer oversees the annual advertising and branding campaigns, as well as the introduction and implementation of digital ticketing and dynamic pricing. He also directs the club's relationships with its broadcast partners, WGN-TV and CSN Chicago, and its Spanish-language radio partner, WRTO 1200 AM Univision

America. Boyer played a key role in the negotiations to finalize a groundbreaking, multiyear broadcast deal with Cumulus Media that made WLS-AM 890 the new flagship radio station for both the White Sox and the Chicago Bulls in 2016.

Boyer also led the national search to select Jason Benetti as the play-by-play announcer for White Sox home games alongside Steve Stone. Benetti, a Chicago-area native, continues to work at ESPN where he has served as the play-by-play announcer for college baseball, basketball, football and lacrosse over the past seven years.

Boyer serves as the club's marketing liaison to Major League Baseball and sits on MLB's Commissioner's Ticketing Review Committee. Boyer is one of four members of the board of directors for Camelback Ranch-Glendale, the spring training home of the White Sox and the Los Angeles Dodgers. Boyer also is a board member of the Bulls/Sox Training Academy and Chicago White Sox Charities.

Boyer also serves as a Board Member of Silver Chalice Ventures (SCV), a digital media company owned, in part, by the White Sox, with its production studios located in Chicago. Boyer was a co-founder of SCV in 2009. In his role, Boyer helps guide the long-term strategic vision, budget planning, business development and business execution of the firm. SCV is a next-generation digital media company focused within the sports industry. Its networks include: 120 Sports, the first multi-sport, league-built digital sports video programming network in partnership with MLB, NHL, Time, Inc. and the PGA Tour; Campus Insiders, a 24/7 college sports focused digital network featuring live college games; and the ACC Digital Network, the digital home for one of the country's greatest college conferences.

Prior to joining the White Sox in April 2004, Boyer spent 10 years with the Chicago Bulls. He was with the franchise for the final three of its six NBA titles.

A 1994 graduate of Notre Dame, where he was a two-time captain of the basketball team (1990-94), Boyer also is a graduate of the Kellstadt Graduate School of Business at DePaul and is an inductee into the Lumen Christi High School (Jackson, Mich.) Sports Hall of Fame. He and his wife, Julie, reside in Downers Grove with their six children: Joslyn (15), Kylie (14), Reeghan (13), Quinn (11), Brody (9) and Brynlee (7).

## SCOTT REIFERT

### SENIOR VICE PRESIDENT, COMMUNICATIONS



As senior vice president of communications, Scott Reifert is responsible for the club's communications with White Sox fans. He oversees the franchise's strategic communications efforts, media services, digital communications functions, social media, digital video production, branding, public relations activities, community relations initiatives and the team's website, whitesox.com.

In addition to his various communications responsibilities, Reifert serves as president of Chicago White Sox Charities (CWSC), which has donated more than \$14.5 million to Chicagoland organizations over the past eight years, moving

the team's not-for-profit arm beyond \$27 million in cumulative giving since its inception. CWSC celebrated its 25th year in 2016 with a 25-for-25 campaign that raised more than \$60,000.

Under Reifert's leadership and direction in 2016, the White Sox digital communications team won a prestigious EMMY award from the Chicago/Midwest Chapter of the National Academy of Television Arts and Sciences in the category of Outstanding Achievement for Sports Program for a Feature/Segment.

In 2011, the White Sox Volunteer Corps program was selected by Major League Baseball to receive the prestigious Commissioner's Award for Philanthropic Excellence, and in 2012, the White Sox program was recognized with the Steve Patterson Award for sports philanthropy. This Corps – consisting of staff, players and over 4,650 fan volunteers – has

FRONT OFFICE

FIELD STAFF

PLAYERS

OPPONENTS

2016 REVIEW

HISTORY

RECORDS

MINOR LEAGUES

MEDIA/MISC.

# OFFICERS

mobilized over the last eight seasons to renovate Boys & Girls Clubs, remodel Chicago Public Schools and provide more than 41,500 hours of community service.

In 2008, Chicago White Sox Charities unveiled a brick baseball diamond as well as granite and bronze sculpture located outside the ballpark's main entrance that celebrates the franchise's 2005 World Series Championship. To mark the 10-year anniversary of the World Series in 2015, White Sox Charities sold a limited number of commemorative bricks in this plaza with proceeds supporting its community efforts. CWSC also held A Season To Remember, a fundraising event featuring conversations with several members of the 2005 team at the Chicago Theatre to raise funds for charity.

The White Sox will hold their ninth annual "Sox Serve Week" campaign in June 2017, organizing seven days of events focused on serving the community and giving. Past activities have included Sox players spending the day fishing with children of military members served by the USO, as well as Volunteer Corps members building a KaBOOM! playground for a women's and children's shelter on the southwest side of Chicago, among other events. Last year's campaign raised nearly \$180,000 in one week to support White Sox Charities.

In 2017, the White Sox will celebrate the 10th anniversary of the Double Duty Classic, a high school baseball All-Star Game featuring many of the top inner-city talent. The Classic, named for Negro League great Ted "Double Duty" Radcliffe, celebrates the community's pride in the Negro League East-West All-Star Game, which was played annually at Comiskey Park from the 1930s until the 1960s. The Classic highlights the team's commitment to youth baseball by showcasing top baseball talent from the city's inner-city baseball programs.

Reifert also oversees the team's market research initiatives to gather feedback on the White Sox and fan perceptions. In his 27th season with the club, Reifert is a member of the team's advertising committee and is involved in the commissioning of bronze sculptures of past Sox greats that stand at Gate 4 and in center field on the main concourse.

In 2014, White Sox fans voted Chris Sale to the American League All-Star Team as part of a "Target Sale" campaign. With Sale's election, the White Sox became the only team in Major League Baseball to have four different players earn "Final Man" honors as Sale joined Paul Konerko, who was honored in 2011 with his "PaulStar" campaign, A.J. Pierzynski, part of a "Punch A.J." campaign in 2008, and Scott Podsednik, who enjoyed a successful "Vote for Scott" campaign in 2005.

Reifert, who joined the White Sox in 1991 as assistant director of public relations before being promoted to director of public relations in 1997, was named vice president of communications in April 2004. He was promoted to senior vice president in 2010. During his tenure, the White Sox have hosted the 2003 All-Star Game and reached the postseason four times (1993, 2000, 2005, 2008), capturing the World Series in 2005.

Reifert received Major League Baseball's Robert Fishel Award for public relations excellence at the 2008 Winter Meetings.

Prior to joining the White Sox, Reifert worked at Wirz & Associates, a Connecticut-based sports marketing and public relations firm. A graduate of the University of Iowa, Reifert also has a master's degree in sport management from Western Illinois University. He is married to Amy Howley, head women's soccer coach at the University of Chicago. They reside in the Hyde Park neighborhood of Chicago with their three children.



Chicago White Sox Charities has donated more than \$14.5 million to Chicagoland organizations over the past eight years, moving the team's not-for-profit arm beyond \$27 million in cumulative giving since its inception.

# OFFICERS

FRONT OFFICE

FIELD STAFF

PLAYERS

OPPONENTS

2016 REVIEW

HISTORY

RECORDS

MINOR LEAGUES

MEDIA/MISC.



## MOIRA FOY

### VICE PRESIDENT, HUMAN RESOURCES AND RISK MANAGEMENT

Moira Foy begins her 27th season with the White Sox and her third as Vice President of Human Resources and Risk Management after being promoted to the position in February 2015.

Foy joined the White Sox in September 1991 as Manager of Human Resources. She was promoted to Director of Human Resources in 1993. During her tenure with the Sox, Foy has been instrumental in developing the human resources department. In

addition to handling employee hiring, she also serves as the organization's point person for all insurance claims, heads the Risk Management committee, coordinates litigation for any insurance lawsuits, negotiates employee benefits plan and heads the compliance initiatives.

Foy is a member of the Major League Baseball Quality Council on Worker's Compensation and General Liability and is an active participant in the MLB Diversity Business Summit.

Foy graduated from the University of Illinois-Chicago with degrees in history and political science. She resides in Chicago.



## CHRISTINE O'REILLY-RIORDAN

### VICE PRESIDENT, COMMUNITY RELATIONS

Christine O'Reilly-Riordan begins her 35th season with the White Sox and her third as Vice President of Community Relations/Executive Director of Chicago White Sox Charities after being promoted to the position in February 2015.

In her role, O'Reilly-Riordan is the driving force behind the White Sox extensive community outreach initiatives. She also has been instrumental in the creation of the White Sox Volunteer Corps (established in 2009), which has contributed more than 41,500 service hours to greater Chicago community from more than 4,650 White Sox fans over the course of hundreds of service projects.

The Volunteer Corps was recognized with the 2011 Major League Baseball Commissioner's Award for Philanthropic Excellence and the 2012 Robert Wood Johnson Foundation Steve Patterson Award for Excellence in Sports Philanthropy.

As Executive Director of Chicago White Sox Charities, O'Reilly-Riordan oversees the club's charitable donations to nonprofit and social service agencies, with more than \$24 million donated

since CWS Charities was established in 1990. She also is deeply involved in the White Sox investment in inner-city youth baseball development, with nearly \$500,000 in annual funding from the Charities impacting thousands of inner-city youth both on the baseball field, in the classroom and in life.

O'Reilly-Riordan also been the recipient of countless awards from a number of non-profits throughout the state, including Easter Seals of Metropolitan Chicago, Children's Home + Aid and the Greater Chicago Food Depository.

In 2012, she was recognized by the Jefferson Awards National Board for her exceptional leadership and devoted service to Chicago White Sox Charities and the underserved of Chicago. Most recently, O'Reilly-Riordan received a Smart Cookies Make a Difference award from the Girl Scouts of Chicagoland and Northwest Indiana. The award lauds exemplary leaders who change the rules of the game to make the world a better place.

O'Reilly-Riordan graduated from Illinois State University with a degree in education. She and her husband, Greg, reside in Downers Grove. They have two children: Hayley (26) and Brendan (22).



## BILL WATERS

### VICE PRESIDENT, FINANCE

Bill Waters begins his 29th season in the White Sox organization and his third as Vice President of Finance after being promoted to the position in February 2015.

Waters is responsible for all aspects of accounting and finance for the White Sox, including budgeting, tax, financial reporting, payroll and treasury functions. He also monitors financial results of outsourced services for concessions, parking and broadcasting, to name a few. He is an executive for Chicago White Sox Charities and treasurer for the Chicago Bulls/Chicago White Sox Academy located in Lisle, Illinois.

Waters originally joined the White Sox in 1989 as Controller. A member of Major League Baseball's CFO group for more than two decades, he is the club's reporting liaison to MLB and is involved in addressing industry-wide issues and trends.

Waters is an adjunct professor in the Masters of Sports Administration program at Northwestern University. He also is a frequent presenter at the university level and to various accounting organizations. Prior to joining the White Sox, Waters worked at Ernst & Whinney (now Ernst & Young) from 1983-1989 in the audit practice.

Waters earned both his Bachelor of Science in Commerce and Masters in Accountancy degrees at DePaul University. A native of Chicago, he resides in Niles with his wife, Cyndy.

# BASEBALL OPERATIONS

## BUDDY BELL

### VICE PRESIDENT/ASSISTANT GENERAL MANAGER



Buddy Bell begins his 14th season in the White Sox organization and fifth as vice president/assistant general manager. In his role, Bell assists with major-league roster and staffing decisions, undertakes amateur and special scouting assignments and oversees the Sox player development system.

Bell, who was vice president of player development and special assignments for the White Sox in 2012, spent 2009-11 as director of player development and 2008 as director of minor league instruction, a post he also held with the club from 1991-93.

Prior to joining the White Sox, Bell spent 13 seasons on major-league staffs, including nine as manager of Detroit (1996-98), Colorado (2000-02) and Kansas City (2005-07).

Bell played 18 seasons with Cleveland (1972-78), Texas (1979-85, '89), Cincinnati (1985-88) and Houston (1988), hitting .279 (2,514-8,995) with 201 home runs and 1,106 RBI in 2,405 games. He was a five-time AL All-Star (1973, 1980-82, '84) and won six consecutive Gold Glove Awards from 1979-84, joining Brooks Robinson (16), Mike Schmidt (10), Scott Rolen (seven), Eric Chavez (six) and Robin Ventura (six) as the only third base-

men in major-league history to win at least six. His defensive WAR of 23.0 ranks third all-time among third basemen behind Brooks Robinson (38.8) and Adrian Beltre (23.2)

Bell ranks among the all-time leaders at third base in total chances (4th, 6,979), assists (4th, 4,925), double plays (6th, 430) and games played (7th, 2,183). He was elected to the Texas Rangers Hall of Fame in 2004.

Bell has five children: David, Mike, Ricky, Kristi and Traci. David played in the major leagues from 1995-2006 and is the bench with the St. Louis Cardinals. Mike was selected by Texas in the first round in 1993, played for the Cincinnati Reds in 2000 and currently is the director of player development for the Arizona Diamondbacks. Ricky was drafted by the Dodgers in the third round in 1997 and played 10 minor-league seasons.

He and his father, Gus, who played in the major leagues from 1950-64, set a record for hits (4,337) by a father/son duo (since broken by Barry and Bobby Bonds).

Bell graduated from Moeller High School in Cincinnati and attended Xavier University and Miami (Ohio) University. He resides in Chicago.

## JEREMY HABER

### ASSISTANT GENERAL MANAGER



Jeremy Haber begins his fifth season in the White Sox organization and his third as assistant general manager after being promoted to the position in February 2015.

In his role, Haber assists General Manager Rick Hahn in all aspects of the baseball operations department, including player evaluation and acquisition, roster and payroll management, and contract negotiations. He joined the White

Sox in May 2013 as assistant to the general manager and served in that capacity for two seasons.

Haber was primarily responsible for negotiating long-term contracts with left-handed starter Jose Quintana (2014), outfielder Adam Eaton (2015) and right-handed reliever Nate Jones (2016).

Haber earned his B.A. from Brown University in 2006, JD from Harvard Law School in 2013 and MBA from Harvard Business School in 2013.

## DOUG LAUMANN

### SENIOR ADVISOR TO SCOUTING OPERATIONS



Doug Laumann begins his second full season as senior advisor to White Sox scouting operations after serving as the club's director of amateur scouting from August 2007 until his promotion in August 2015.

With his final two first-round draft picks, the White Sox selected RHP Carson Fulmer from Vanderbilt No. 8 overall in 2015 after taking LHP Carlos Rodon from North Carolina State at No. 3 in 2014. Fulmer made his major-league with the White Sox last season, while Rodon has gone 18-16 with a 3.90 ERA and 307 strikeouts in 54 games (51 starts) over two seasons with the Sox.

Chicago's last four drafts in the non-capped era (2008-11) yielded players who have produced a combined WAR of 40.3 (per Baseball-Reference), second-best in the American League behind the Angels (45.0). Among those players are INF Gordon Beckham and RHP Daniel Hudson from the 2008 class, RHP Addison Reed and LHP Chris Sale from 2010, and INF Marcus Semien from 2011.

Laumann also oversaw White Sox drafts from 2001-03 which produced major leaguers Brandon McCarthy, Ryan Sweeney and Chris Young.

Laumann joined the Sox in 1990, working as an area scout before serving as supervisor from 1993-96. He was national crosschecker from 1997-2000, director of scouting from November 2000-2003 and a special assignment scout from 2004-07.

Prior to joining the Sox, Laumann worked as an area scout for the Chicago Cubs from 1981-90. He started as a bird dog for legendary Phillies scout Tony Lucadello in 1981.

Laumann was a pitcher at the University of Dayton, graduating in 1980. A native of Cincinnati, he was an All-State performer at Purcell High School. Laumann's summer teams included future major-league players Rich Dotson, Leon Durham, Bill Doran, Pat Tabler and Colorado Rockies manager Jim Tracy.

Laumann and his wife, Jennifer, reside in Union, Ky. and have four children: Jordan, Jackson, Jake and Jillian; and one grandchild: Delaineey. Jackson played in the White Sox organization in 2014 at Advanced Rookie Great Falls.

FRONT OFFICE

FIELD STAFF

PLAYERS

OPPONENTS

2016 REVIEW

HISTORY

RECORDS

MINOR LEAGUES

MEDIA/MISC.

# BASEBALL OPERATIONS

FRONT OFFICE

FIELD STAFF

PLAYERS

OPPONENTS

2016 REVIEW

HISTORY

RECORDS

MINOR LEAGUES

MEDIA/MISC.



## NICK HOSTETLER

### DIRECTOR OF AMATEUR SCOUTING

Nick Hostetler begins his second full season as White Sox director of amateur scouting after being promoted to the position in August 2015.

Hostetler replaced Doug Laumann, who was promoted to senior advisor to White Sox scouting operations after serving eight years as director of amateur scouting.

Under his supervision in 2016, the White Sox draft included a pair of first-round picks, C Zack Collins (10th overall) from the University of Miami and right-handed pitcher Zack Burdi from the University of Louisville (26th). Collins recorded a .418 on-base percentage in 36 games at Class A Winston-Salem, while Burdi, a Downers Grove, Ill. native, averaged 12.8 strikeouts per 9.0 IP (51 ER/36.0 IP) between Winston-Salem, Class AA Birmingham and Class AAA Charlotte last season.

In the second round of the 2016 draft, the Sox selected RHP Alec Hansen from the University of Oklahoma. Hansen went 2-1 with a 1.32 ERA (8 ER/54.2 IP), 81 strikeouts and a .133 (24-180) opponents average over 12 combined starts at four stops during his professional debut last season.

Hostetler worked as an area scout with the White Sox from 2002-04 and the Atlanta Braves from 2005-07 and as the Sox East Coast Crosschecker from 2008-11 before being promoted to assistant scouting director in 2012.

Among the players Hostetler has scouted during his second stint with the club include RHP Daniel Hudson (2008), INF Gordon Beckham (2008) and LHP Chris Sale (2010).

Hostetler attended Youngstown (Ohio) State University and the University of Akron. He and his wife, Nicole, reside in Hebron, Ky. with their three children: Kayla, Lacey and Andrew.



## GRACE GUERRERO ZWIT

### SENIOR DIRECTOR OF MINOR LEAGUE OPERATIONS

Entering her 36th season with the White Sox, Grace Guerrero Zwit oversees the major league club's day-to-day operations involving the team's six minor-league affiliates.

Hired by Roland Hemond and Dave Dombrowski in 1982 as an assistant in the player development/scouting departments, Zwit was named assistant minor league administrator in 1986 and assistant to the director of scouting in 1990. In 1997, she was named assistant director of scouting/minor league administration under Ken Williams and Duane Shaffer and director of minor league operations in 2000. She was promoted to her current position prior to the 2008 season.

As the liaison with minor league affiliates, Zwit coordinates expenditures for the player development staff, professional, amateur and international scouts, roving instructors and players.

Zwit is the club liaison to Minor League Baseball and the Commissioner's Office of Major League Baseball on all minor-league transactions. She works with the director of player development to organize spring training, monitor minor-league rosters, coordinate Instructional League and prepare the minor-league player guide.

Zwit also assists the international director of scouting with the procurement process of Latin American players. She works with the Commissioner's Office to facilitate the approval of all foreign minor league contracts and oversees the immigration process for minor and major-league players. In addition, Zwit coordinates the English instruction and cultural assimilation courses for the club's major and minor league foreign players.

Zwit was born and raised on Chicago's south side. She and her husband, Jim, have two sons: Vincent and Christian. They live in LaGrange Park, Ill.



## DAN FABIAN

### SENIOR DIRECTOR OF BASEBALL OPERATIONS

Dan Fabian begins his 32nd season with the White Sox, 25th in the baseball department and sixth as senior director of baseball operations.

Fabian oversees the daily operation of the team's professional scouting efforts, including scheduling, communications and the development of

the White Sox Scouting Portal, which features both amateur and pro scouting reports, statistical information and video clips. The portal is used extensively by General Manager Rick Hahn in analyzing potential major league roster moves, trades and waiver claims. He also oversees the club's video coaching efforts, processing of advance scouting reports and general statistical research for the baseball department.

Fabian worked the 1986-88 seasons as an intern in the White Sox public relations department before serving as the broadcast

coordinator for two seasons (1989-90). He then spent two seasons as the manager of community relations (1991-92) before moving to the baseball department, where he worked as a scouting and player development administrator from 1993-96.

Prior to his most recent promotion, Fabian was the assistant director of scouting/minor-league operations from 1996-2000, director of baseball operations systems from 2001-06 and director of baseball operations from 2007-11.

Fabian represented the White Sox on "Baseball IQ," the MLB Network trivia show which was taped in January 2012, to raise money for Chicago White Sox Charities.

Fabian, a native of Park Ridge, Ill., graduated from Maine South High School in 1984 and from the University of Notre Dame in 1988. He spent four years as a student assistant in the Notre Dame sports information office. Fabian's father, Dan, is a former general manager of WGN Radio. Fabian and his wife, Nina, reside in Naperville, Ill.

# BASEBALL OPERATIONS

## CHRIS GETZ

### DIRECTOR OF PLAYER DEVELOPMENT



Chris Getz returns to the White Sox organization for his first season as director of player development after being appointed to the position on October 24, 2016.

Getz spent the 2014-15 seasons as a baseball operations assistant/ player development with the Kansas

City Royals. In that role, he assisted in minor-league operations and player personnel decisions.

Getz played seven seasons in the major leagues with the White Sox (2008-09), Royals (2010-13) and Toronto (2014), batting .250 (352-1,409) with 176 runs scored and 89 stolen

bases over 459 games. He hit .261 (98-375) with 18 doubles, four triples, two home runs, 31 RBI, 49 runs scored and 25 steals over 107 games with the Sox as a rookie in 2009.

Getz originally was selected by the White Sox in the fourth round of the 2005 draft out of the University of Michigan. He was traded with Josh Fields to Kansas City on November 5, 2009 in exchange for Mark Teahen.

Getz, a native of Grosse Pointe, Mich., played collegiately at Wake Forest (2003) and Michigan (2004-05). He was named First-Team All-America in 2005 with the Wolverines. Getz and his wife, Nicole, reside in Chicago with their two children, Luke and Alexandra.

## DANIEL ZIEN

### DIRECTOR OF BASEBALL OPERATIONS



Daniel Zien begins his 17th season in the White Sox organization and his second as director of baseball operations after being promoted to the position in February 2016.

In his role, Zien is responsible for overseeing the advanced scouting efforts at the major-league level as

well as the video coaching department. He also is responsible for salary arbitration, minor-league free agent signings and other baseball-related functions.

Zien joined the White Sox in 2001 as an intern in the media relations department. He served as the assistant video coordinator in 2002-03 before being promoted to video coordinator for the 2004-08 seasons, which included a World Series title in 2005 and an American League Central title in 2008.

Zien joined the front office in 2009 as assistant director of baseball operations. He served in that capacity for seven seasons before earning his most recent promotion.

Zien, Bayside, Wis. native, graduated from Indiana University in 2000 with a degree in sports marketing. He and his wife, Rachel, reside in Wilmette with their two children: Dylan and Noa.

## MATT KOENIG

### DIRECTOR OF BASEBALL ANALYTICS



Matt Koenig begins his fourth season in the White Sox organization and his first as director of baseball analytics after being named to the position in October 2016.

In his role, Koenig is responsible for White Sox statistical analysis supporting the amateur draft process, free agent and trade acquisitions, and advance scouting.

Before being appointed to his current position, Koenig served three seasons as a consultant to the White Sox baseball operations department.

Prior to joining the White Sox, Koenig traded derivatives on the S&P 500 for 15 years for Geneva Capital, developing trading systems to manage risk and exploit mispricings in options.

Koenig, a native of Belleville, Ill., graduated from the University of Illinois in 1999 with a degree in finance. He and his wife, Amy, reside in Homer Glen, Ill. with their four children: Michael, Mia, Luke and Nate.

FRONT OFFICE

FIELD STAFF

PLAYERS

OPPONENTS

2016 REVIEW

HISTORY

RECORDS

MINOR LEAGUES

MEDIA/MISC.



# BASEBALL OPERATIONS

FRONT OFFICE

FIELD STAFF

PLAYERS

OPPONENTS

2016 REVIEW

HISTORY

RECORDS

MINOR LEAGUES

MEDIA/MISC.

## DENNIS GILBERT

### SPECIAL ASSISTANT TO THE CHAIRMAN



Dennis Gilbert, a top agent in baseball before his early retirement in January 1999, joined the Chicago White Sox as special assistant to Chairman Jerry Reinsdorf on November 28, 2000.

Gilbert, who received the Jack Brickhouse Lifetime Achievement Award at the Pitch & Hit Club of Chicago Awards

Banquet in January 2015, assists the White Sox in contract negotiations and consults on other baseball-related issues.

Always active within the baseball community, Gilbert, along with Roland Hemond and scouts Dave Yoakum (White Sox) and Harry Minor (Mets), created the Professional Scouts Foundation in January 2003. The foundation, which holds annual fundraising dinners featuring guests such as Willie Mays, Sandy Koufax, Tom Seaver, Tom Lasorda and other baseball notables, lends support to scouts who have provided longtime service to the game but may have fallen on financial hard times due to illness, retirement or the non-renewal of their contracts.

Prior to joining the White Sox, Gilbert was involved in building a top-flight baseball stadium at Southwest College in south central Los Angeles that serves as the home field for Major League Baseball's RBI program (Reviving Baseball in the Inner Cities). The ballpark, Dennis Gilbert Field, celebrated its Opening Day on January 20, 2002. He continues his successful insurance practice in Beverly Hills, Calif.

After building his insurance business, Gilbert began his career as an agent in 1980 when he represented Hall of Famer George Brett. Gilbert added clients Bret Saberhagen, Danny Tartabull and Jose Canseco and then formed the successful Beverly Hills Sports Council. His client list included Barry Bonds, Bobby Bonilla, Mike Piazza and Curt Schilling.

Gilbert played minor league baseball for four years and also has scouted in the Los Angeles area. He is a longtime season-ticket holder for the Los Angeles Dodgers and Los Angeles Angels. Gilbert and his wife, Cynthia Vereen, reside in Hidden Hills, Calif. The couple has three children: Ashlee, Shannon and Hailey.

## MARCO PADDY

### SPECIAL ASSISTANT TO THE GM, INTERNATIONAL OPERATIONS



Marco Paddy begins his sixth season in the White Sox organization as special assistant to the general manager — International Operations. In his position, Paddy directs the Sox Latin American scouting efforts, with an emphasis on international signings.

Under Paddy's watch, the White Sox have signed more than 75 international free agents, including 16-year-old OF Micker Adolfo (Zapata) in 2013. Adolfo, the No. 2 ranked international prospect by MLB.com in 2013, was signed to a \$1.6 million contract and has been followed up annually with signings of top prospects SS Amado Nunez (2014), OF Franklin Reyes (2015) and OF Josue Guerrero (2016), among others.

Paddy spent 2007-11 as Director of Latin America Operations with the Toronto Blue Jays. Among Toronto's international signings during his tenure were pitcher Henderson Alvarez, who

posted a 2.65 ERA for the Miami Marlins in 2014, and Adeiny Hechavarría, the Marlins starting shortstop in 2013-14.

Prior to joining the Blue Jays, Paddy spent 14 seasons with the Atlanta Braves, serving as an area scout (1993-2002), assistant director of player development (2002-03) and director of Latin America operations (2004-06).

Paddy, a native of Panama, graduated in 1988 from Southern University in Baton Rouge, La. with a degree in mechanical engineering technology and earned his masters degree in public administration in 1993.

Paddy was selected by Atlanta in the 56th round of the 1988 amateur draft and played one year in the Braves farm system. He was born on April 27, 1964 in Panama Canal Zone - Colon. Paddy and his wife, Guadalupe, reside in Palm Coast, Fla. with their two children, Marco Jr. and Victoria.

## BILL SCHERRER

### SPECIAL ASSISTANT TO THE GENERAL MANAGER



Bill Scherrer is in his 15th season with the White Sox and his 12th as special assistant to the general manager. Scherrer, who was hired as a professional scout prior to the 2003 season, works directly for General Manager Rick Hahn on special assignment scouting of major league clubs.

Scherrer, a left-handed pitcher, spent seven seasons in the major leagues with the Cincinnati (1982-84, 1987), Detroit (1984-86), Baltimore (1988) and Philadelphia (1989), going 8-10 with 11 saves and a 4.08 ERA (141 ER/311.1 IP) in 228 games (two starts).

In his first full season in the majors with the Reds in 1983, he compiled a 2.74 ERA (28 ER/92.0 IP) with 10 saves and tied for fourth in the National League with 73 appearances. Scher-

rer was a member of the 1984 World Champion Detroit Tigers and made three relief appearances in the World Series vs. San Diego, allowing one run in 3.0 IP.

After retiring as a player in 1991, Scherrer worked seven seasons (1992-98) as an area scout for the Florida Marlins and four (1999-2002) as a crosschecker with the Reds. He was selected in the sixth round of the 1976 draft but attended UNLV for one semester, where he tried out for the basketball team. Scherrer was drafted again by the Reds with the first overall pick in January 1977.

Scherrer was born in Tonawanda, N.Y. on January 20, 1958 and resides in Phoenix with his wife, Michelle. He has six children: Lynn, Michael, C.J., Mary, Lore and Grace. His older brother, Jack, attended the University of Buffalo, where he played basketball against future NBA stars Bob Lanier, Calvin Murphy and Randy Smith.

# BASEBALL OPERATIONS

## JIM THOME

### SPECIAL ASSISTANT TO THE GENERAL MANAGER



Jim Thome, one of eight players in major-league history to hit 600 home runs, rejoined the White Sox on July 2, 2013 as a special assistant to General Manager Rick Hahn.

Thome's responsibilities include consulting with Hahn and assistant general manager Buddy Bell, working with the White Sox major league staff and players, and visiting Sox minor-league affiliates throughout the summer to evaluate player performance.

Thome batted .276 (2,328-8,422) with 612 home runs, 1,699 RBI, 1,583 runs scored and 1,747 walks in 2,543 games over 22 major-league seasons with Cleveland (1991-2002, '11), Philadelphia (2003-05, '12), the White Sox (2006-09), Los Angeles-NL (2009), Minnesota (2010-11) and Baltimore (2012).

He ranks among baseball's all-time leaders in numerous categories, including home run ratio (4th, 13.76), home runs (7th), walks (7th), OPS (20th, .956), slugging percentage (23rd) and RBI (26th). Thome's 612 homers are the fourth-highest total in major-league history by a left-handed hitter, trailing only Barry Bonds (762), Babe Ruth (714) and Ken Griffey Jr. (630).

Thome hit 40 or more home runs six times and drove in 100-plus runs nine times. His 17 postseason home runs are tied with David Ortiz for the seventh-highest total in major-league history.

Thome batted .265 (469-1,770) with 134 home runs and 369 RBI in four seasons with the Sox. He hit his 500th home run on September 16, 2007 vs. the Angels and a game-winning solo shot on September 30, 2008 to give the White Sox a 1-0 victory over Minnesota in a one-game playoff at U.S. Cellular Field.

Thome and his wife, Andrea, reside in Hinsdale, Ill., with their two children: Lila and Landon.

## DAVE YOAKUM

### SPECIAL ASSISTANT TO THE GENERAL MANAGER



Dave Yoakum enters his 26th season with the White Sox, serving as special assistant to the general manager. Yoakum, who was hired following the 1991 season, works directly for General Manager Rick Hahn on special assignment scouting of other major league clubs.

Yoakum was inducted into the Professional Baseball Scouts Hall of Fame on March 30, 2010. A bronze plaque in his honor is permanently on display at the home of the Class A Fort Myers Miracle in the Florida State League.

A former infielder in the Detroit Tigers system (1966-70), Yoakum has worked as a coach, instructor, scouting supervisor or major-league scout for over three decades. Following his playing career, Yoakum was a player/coach in the Houston Astros organization (1971), a scouting supervisor/infield instructor for the Astros (1972) and New York Yankees (1974-76), a scout-

ing supervisor/minor league instructor with the Toronto Blue Jays (1977-80) and a major league advance scout for the Blue Jays (1981-91).

During his minor-league playing career, Yoakum was a teammate of four future major-league managers: Cito Gaston, Gene Lamont, Jim Leyland and Stump Merrill. In his 40 seasons as a scout, Yoakum has worked for executives Tal Smith, Pat Gillick, Ron Schueler and Ken Williams.

In January 2003, Yoakum, along with Dennis Gilbert, Roland Hemond and fellow scout Harry Minor (Mets), created the Professional Scouts Foundation. The foundation provides support to scouts who have been in baseball at least 25 years but may have fallen on financial hard times due to illness, retirement or the non-renewal of their contracts.

Yoakum was born in Middlesboro, Ky. on December 15, 1946, and graduated from New Albany (Ind.) High School. He and his wife, Nina, have three children: Mark, Anna and Dax.

## ROGER BOSSARD

### HEAD GROUNDSKEEPER



The man responsible for building and maintaining U.S. Cellular Field's highly regarded playing field is head groundskeeper Roger Bossard, now in his 51st season with the White Sox.

Groundskeeping is a Bossard family tradition, with six members combining for more than 250 years of experience

in the business. Roger's grandfather, Emil, served as head groundskeeper with the Cleveland Indians from 1932-68, while his father, Gene, was in charge with the White Sox from 1940-83. Roger joined the Sox in 1967 as an assistant to his father before taking over following Gene's retirement in 1983.

Bossard designed and built the playing fields for Camelback Ranch — Glendale, the White Sox state-of-the-art spring training complex that opened in 2009. He designed and built new playing fields at Wrigley Field (2007 offseason) after performing the same task at the new Busch Stadium in St. Louis (2005) and at

Boston's Fenway Park and Washington's RFK Stadium (2004). Among the highlights of Bossard's resume, he is a consultant for 14 Major League Baseball teams and four NFL teams.

In addition to U.S. Cellular Field, Bossard has designed and built major-league fields in Arizona, Boston, Detroit, Milwaukee, St. Louis (both old and new Busch Stadium), Seattle and Washington, as well as spring training complexes for Cincinnati, Montreal, the Yankees, St. Louis, Arizona, the White Sox and Dodgers.

In 1984-85, Bossard designed and built the first natural turf soccer fields in Saudi Arabia for the Royal Family, where he continues to serve as a consultant. Nineteen of 30 major-league teams use a patented drainage system that he developed specifically for the opening of U.S. Cellular Field in 1991. As part of the ballpark's 2000 offseason renovation, he built new bullpens and also reconfigured the outfield grass, irrigation and drainage systems.

Bossard and his wife, Geri Lynn, have two children: Brittany and Brandon. The family resides in Lemont, Ill.

FRONT OFFICE

FIELD STAFF

PLAYERS

OPPONENTS

2016 REVIEW

HISTORY

RECORDS

MINOR LEAGUES

MEDIA/MISC.

# BASEBALL OPERATIONS



**Bryan Little**  
Major League Advance  
Scout/Special Instructor



**Nancy Nesnidal**  
Executive Assistant to the  
Senior Vice President/  
General Manager



**Bryan Johnson**  
Baseball Video Coordinator



**Ross Mika**  
Technical Video Coordinator



**Dan Strittmatter**  
Manager of Baseball Operations



**Kathy Potoski**  
Senior Coordinator of  
Minor League Administration



**Arturo Perez**  
Senior Coordinator of Minor League  
and Latin American Operations



**Anthony Santiago**  
Coordinator of Latin/  
Cultural Development

## Special Thanks

The White Sox Media Relations Department would like to thank Rick Hahn, Dan Fabian, Jeremy Haber, Grace Guerrero Zwit, Del Matthews, Daniel Zien, Dan Strittmatter, Arturo Perez, Nancy Nesnidal and Kathy Potoski of the Baseball Operations Department for providing information used in the 2017 media guide. The Sox also extend thanks to Mike Dillon, Chris Brown, Tim Jepsen, Ryan Whitmore and the staff at Graphic Arts Studio for help on the project. Statistical information was provided by the MLB Baseball Information System, Elias Sports Bureau, STATS LLC and Baseball-Reference.com. The White Sox Media Relations Department would like to acknowledge the research contributions made by Robert Rosenberg, Rich Lindberg, David Vincent and David Smith.

FRONT OFFICE

FIELD STAFF

PLAYERS

OPPONENTS

2016 REVIEW

HISTORY

RECORDS


MINOR LEAGUES

MEDIA/MISC.



# FIELD STAFF

Rick Renteria was named the 40th manager in White Sox history on October 3, 2016.



# RICK RENTERIA

17

## MANAGER

**Given Name:** Richard Aviña Renteria  
**Bats:** Right      **Throws:** Right  
**Height:** 5-9      **Weight:** 190  
**Opening Day Age:** 55 (December 25, 1961)  
**Birthplace/Residence:** Harbor City, Calif./Temecula, Calif.  
**First Pro Contract:** Pittsburgh Pirates, selected in the first round (20th overall), 1980 free agent draft.  
**Sox Acquisition:** Hired as bench coach, November 10, 2015.

### MANAGERIAL/COACHING HIGHLIGHTS

- Was hired as the 40th manager in White Sox history on 10/3/16, replacing Robin Ventura, after spending the 2016 season as the Sox bench coach ... is the only current Latino manager in Major League Baseball.
- Brings nine seasons of managerial experience to the position, including eight in the minor leagues, as well as the 2014 campaign with the Chicago Cubs.
- Joins Hall-of-Famer Johnny Evers as the only managers of both the White Sox and the Cubs ... Evers managed the Sox in 1924 and the Cubs in 1913 and 1921.
- Was named the 53rd manager in Cubs history on 11/7/13 and guided the Cubs to a 73-89 record in 2014 ... led the Cubs to a 31-28 record (.525) from 7/28-remainder of the season ... was ejected six times during the 2014 season.
- Spent six seasons on the San Diego Padres coaching staff, serving as bench coach from 2011-13 and first base coach from 2008-10 ... also managed Team Mexico in the 2013 World Baseball Classic.
- Managed in the minor leagues for eight seasons, including four each in the Padres (2004-07) and Marlins (1998-2001) organizations, compiling a 539-583 (.480) record.
- Was named Midwest League Manager of the Year in 1999 after guiding Class A Kane County to a 78-59 record and a playoff berth ... managed Class A Lake Elsinore to the California League playoffs in 2006.
- Began his coaching career in 1998 as manager at Class A Brevard County.

### PLAYING CAREER

- Played professionally for 15 seasons (1980-94) ... appeared in 184 games over parts of five major-league seasons with Pittsburgh (1986), Seattle (1987-88) and Florida (1993-94), batting .237 (100-422) with four home runs and 41 RBI.
- Made his major-league debut on 9/14/86 vs. the Cubs ... collected the first pinch-hit in Marlins history on 4/14/93 at San Francisco (off Dave Righetti) ... hit his first major-league homer in game two of a doubleheader on 6/1/93 vs. San Francisco (off Bud Black).
- Batted .287 (937-3,260) with 167 doubles, 32 triples, 37 home runs, 397 RBI, 459 runs scored and 69 stolen bases over 857 minor-league games.
- Also played in the Mexican League in 1985, 1991-92 and 1996 ... was named Player of the Year for Charros de Jalisco in 1991 after leading the league with a .442 average.
- Was selected by Pittsburgh in the first round (20th overall) of the 1980 draft ... Cleveland Indians manager Terry Francona (22nd), Oakland A's general manager Billy Beane (23rd) and Toronto manager John Gibbons (24th) were selected in succession later in the first round of that draft.

### COMMUNITY INVOLVEMENT

- Visited students in the culinary program at Benito Juarez Community Academy in January 2017.
- Volunteered in May 2016 for a beautification project with the City Year organization at Sawyer Elementary School.
- Delivered comfort blankets to families and patients at Ann & Robert H. Lurie Children's Hospital with White Sox players and Guaranteed Rate volunteers in January 2016.

### MISCELLANEOUS/PERSONAL


- Married Ilene ... has four children: Joseph, Michael, Anthony and Alexandria, and one grandchild.
- Graduated in 1980 from South Gate (Calif.) High School.

### MANAGERIAL RECORD

Year	Club	W-L	Pct.	Pos.	Notes
1998	Brevard County	43-97	.307	6th/6th	
1999	Kane County	78-59	.569	1st	Made MWL playoffs
2000	Portland	71-70	.504	4th	
2001	Portland	77-65	.542	3rd	
2004	Lake Elsinore	68-72	.486	4th	
2005	Lake Elsinore	70-68	.503	3rd	
2006	Lake Elsinore	74-66	.529	1st	Made CL playoffs
2007	Portland	58-86	.403	4th	
2014	CHICAGO-NL	73-89	.451	5th	
<b>MINOR TOTALS</b>		<b>223-197</b>	<b>.531</b>		
<b>MLB TOTALS</b>		<b>73-89</b>	<b>.451</b>		

### COACHING CAREER

Year	Position	Club	Org.
2002	Hitting Coach	Minor Leagues	Padres
2008-10	First Base Coach	San Diego	Padres
2011-13	Bench Coach	San Diego	Padres
2016	Bench Coach	Chicago White Sox	White Sox





# DARYL BOSTON

# 8

## FIRST BASE COACH

**Given Name:** Daryl Lamont Boston

**Bats:** Left **Throws:** Left

**Height:** 6-4 **Weight:** 240

**Opening Day Age:** 54 (January 4, 1963)

**Birthplace/Residence:** Cincinnati, Ohio/Lithonia, Ga.

**First Pro Contract:** Chicago White Sox, selected in the first round (seventh overall), 1981 free agent draft.

**Sox Acquisition:** Hired as Advanced Rookie Bristol hitting coach, January 22, 1998.

### COACHING HIGHLIGHTS

■ Begins his fifth season as the White Sox first base coach and 20th as a coach in the organization ... spent the 1998-2012 seasons in the player development system, including the last 12 as the minor-league outfield instructor.

■ Served as hitting coach at Advanced Rookie Bristol (1998) and Class A Burlington (1999), helping each team win its respective league title, and Class A Winston-Salem in 2000.

■ Spent the 1996 season as a player/coach with Regina in the independent Prairie League.

■ Made his major-league debut on 5/13/84 vs. Texas, singling off Charlie Hough in his first at-bat ... was selected by the Sox in the first round (seventh overall) of the 1981 draft.

### MISCELLANEOUS/PERSONAL

■ Married Sherrilyn ... has one child: Dash ... graduated in 1981 from Woodward High School in Cincinnati, Ohio ... father, Henry, managed the semipro Cincinnati Tigers baseball team, which featured future major-leaguer Dave Parker.

### COACHING CAREER

Year	Position	Club	Org.
1998	Hitting Coach	Advanced Rookie Bristol	White Sox
1999	Hitting Coach	Class A Burlington	White Sox
1999	Hitting Coach	Class A Winston-Salem	White Sox
2001-12	Outfield Instructor	Minor Leagues	White Sox
2013-	First Base Coach	Chicago White Sox	White Sox

### PLAYING CAREER

■ Played 11 seasons in the major leagues with the White Sox (1984-90), Mets (1990-92), Colorado (1993) and Yankees (1994) ... batted .249 (655-2,629) with 83 home runs, 278 RBI and 98 stolen bases in 1,058 games.

■ His best season came in 1990 when he hit .272 (100-367) with 12 home runs, 45 RBI and 19 stolen bases in 120 games with the White Sox (five games) and Mets (115).

■ Hit a career-high 15 home runs with the White Sox in 1988 ... played for the expansion Rockies in 1993, hitting .261 (76-291) with 14 homers and 40 RBI.



The White Sox held a signing day ceremony in November 2016 with members of the White Sox Amateur City Elite (ACE) program officially signing letters of intent to play baseball at the collegiate level.



# NICK CAPRA

# 12

## THIRD BASE COACH

**Given Name:** Nick Lee Capra

**Bats:** Right      **Throws:** Right

**Height:** 5-8      **Weight:** 185

**Opening Day Age:** 59 (March 8, 1958)

**Birthplace/Residence:** Denver, Colo./Scottsdale, Ariz.

**First Pro Contract:** Texas Rangers, selected in the third round, 1979 free agent draft.

**Sox Acquisition:** Hired as Advanced Rookie Bristol manager, January 5, 1996.

### COACHING HIGHLIGHTS

- Begins his 22nd season in the White Sox organization and his first as third base coach ... spent the 2012-16 seasons as the Sox director of player development.
- During his five seasons, Sox affiliates reached the playoffs eight times, with the Arizona League White Sox (2015) and Class AA Birmingham (2013) winning league titles and Winston Salem (87-51) posting the best record in the minor leagues in 2012.
- Spent 2009-11 as the White Sox minor-league field coordinator after serving as assistant director of minor-league instruction in 2008 and minor-league hitting coordinator in 2006-07.
- Spent 10 seasons (1996-2005) as a manager in the White Sox player development system, posting a 588-595 (.497) record ... reached the postseason five times and won league titles with Class A Burlington (Midwest) in 1999 and Class A Kannapolis (South Atlantic) in 2005.
- Was named Appalachian League Manager of the Year in 1998 after leading Advanced Rookie Bristol to the league title game ... in 2000, managed the SL West Division All-Stars and the American League Class AA All-Stars and was a coach on the U.S. Team at the All-Star Futures Game in Atlanta.

### PLAYING CAREER

- Played professionally for 17 seasons (1979-95) ... spent parts of five seasons in the major leagues with Texas (1982-83, '85, '91) and Kansas City (1988), going 9-54 (.167) over 45 games.
- Batted .274 (1,854-6,763) with 327 doubles, 92 home runs, 652 RBI, 1,170 runs scored and 514 stolen bases over 1,888 minor-league games.

### MISCELLANEOUS/PERSONAL

- Married Dr. Michelle Embling ... has two children: Ainsley and Cara, and one grandchild: Paytin ... graduated in 1976 from Lincoln High School in Denver.
- Attended Blinn College in Brenham, Texas and Lamar (Colo.) Community College before playing one season (1979) at the University of Oklahoma, where he earned All-American honors.

### MANAGERIAL RECORD

Year	Club	W-L	Pct.	Pos.	Notes
1996	Bristol	17-51	.250	9th	
1997	Bristol	30-38	.441	7th	
1998	Bristol	42-24	.636	1st	Manager of the Year
1999	Burlington	71-68	.511	3rd/1st	MWL champions
2000	Birmingham	77-63	.550	1st/2nd	SL 1st-half champions
2001	Birmingham	80-60	.571	3rd/1st	SL 2nd-half champions
2002	Charlotte	55-88	.385	4th/4th	
2003	Charlotte	74-70	.514	2nd	
2004	Charlotte	68-74	.479	4th	
2005	Kannapolis	74-59	.517	5th/1st	SAL champions

**MINOR TOTALS**    588-595    .493



FRONT OFFICE

FIELD STAFF

PLAYERS

OPPONENTS

2018 REVIEW

HISTORY

RECORDS

MINOR LEAGUES

MEDIA/MISC.



# DON COOPER

# 99

## PITCHING COACH

**Given Name:** Donald James Cooper

**Bats:** Right      **Throws:** Right

**Height:** 6-1      **Weight:** 220

**Opening Day Age:** 61 (January 15, 1956)

**Birthplace/Residence:** New York, N.Y./Nashville, Tenn.

**First Pro Contract:** New York Yankees, selected in the 17th round, 1978 free agent draft.

**Sox Acquisition:** Hired as Class A South Bend pitching coach, October 11, 1987.

### 2016 SEASON

- The White Sox ranked second in the American League and third in the majors with 95 quality starts.
- Chris Sale matched his career high with 17 victories, became the first pitcher in White Sox history to record 200-plus strikeouts in four consecutive seasons and joined Billy Pierce (1955-59) as the only pitchers in franchise history to make five consecutive All-Star Teams.
- Jose Quintana recorded 30 starts and 200.0 IP for the fourth straight season, the first Sox pitcher to accomplish that feat since Mark Buehrle from 2001-11 ... Quintana recorded a career-best 13 victories and 3.20 ERA and made his first AL All-Star Team.

### COACHING HIGHLIGHTS

- Has spent 29 seasons in the White Sox organization and 14 full seasons as pitching coach ... was named pitching coach on 7/22/02 after serving as the organization's minor-league pitching coordinator from 1997-2002.
- The Sox have made 1,252 quality starts since 2003, the highest total in the major leagues.
- Chris Sale has made five consecutive All-Star teams (2012-16), Mark Buehrle threw a no-hitter (4/18/07) and a perfect game (7/23/09), and Philip Humber threw a perfect game (4/21/12).

### 2015 SEASON

- The White Sox led the AL and ranked third in the major leagues with 98 quality starts, their highest total since 2003 (also 98) ... the Sox recorded a franchise-record 1,362 strikeouts.
- Sale struck out a franchise-record 274 batters, breaking Hall-of-Famer Ed Walsh's record of 269 set in 1908 ... Sale became the first pitcher since Hall-of-Famer Pedro Martinez in 2002 to lead the AL in both strikeouts and strikeout-to-walk ratio.
- Sale struck out 10-plus batters in eight straight starts from 5/23-6/30, tied with Martinez (8/19-9/27/99 with Boston) for the longest streak in major-league history (Elias) ... he fanned 12-plus batters in five straight starts from 5/28-6/19, joining Martinez and Hall-of-Famer Randy Johnson as the only pitchers to accomplish that feat.
- Quintana recorded 30 starts and 200.0 IP for the third straight season, the first Sox pitcher to accomplish that feat since Mark Buehrle (2001-11) and Javier Vazquez (2006-08).

### 2014 SEASON

- The White Sox ranked fourth in the AL with 89 quality starts ... the Sox used 25 pitchers during the season (11 rookies).
- Sale ranked second in the AL with a 2.17 ERA, falling .03 short of becoming the first Sox pitcher to lead the league in that category since Joel Horlen in 1967 ... the 2.17 ERA was the lowest by a Sox pitcher since Wilbur Wood (1.91) in 1971 and the lowest by an AL lefty since Ron Guidry (1.74) in 1978.
- Quintana (25) posted a 3.32 ERA, struck out 178 batters and threw 200.0 IP for the second straight season.

### MOST MLB QUALITY STARTS SINCE 2003

Club	QS
White Sox	1,252
New York-NL	1,250
St. Louis	1,221
Los Angeles-NL	1,210
Chicago-NL	1,201

### MOST AL QUALITY STARTS IN 2016

Club	QS
Toronto	100
White Sox	95
Boston	87
Texas	84
Cleveland	81

### 2013 SEASON

- The White Sox ranked fifth in the AL with 90 quality starts and posted a 3.98 ERA, their lowest mark since 2005 (3.61) ... the season-ending starting rotation featured five pitchers who were 25 years old or younger.
- Sale (214.1 IP) and Quintana (200.0) became the first lefty pitchers in White Sox history under the age of 25 to each throw at least 200.0 IP in the same season.
- Prior to Sale and Quintana, the last Sox duo under 25 to record 200.0 IP or more in the same year was Alex Fernandez (247.1) and Wilson Alvarez (207.2) in 1993.
- Addison Reed (24) became the youngest pitcher in Sox history to record 40 or more saves in one season.
- Was acting manager on 6/6 vs. Oakland (Sox lost, 5-4).

### 2012 SEASON

- The Sox tied for sixth in the AL with 86 quality starts, five off the league lead.
- Sale, in his first professional season as a starter, went 17-8 with a 3.05 ERA and 192 strikeouts ... Jake Peavy (194) and Sale ranked eighth and ninth in the AL in strikeouts.
- The Sox used 10 rookie pitchers, including a major-league record eight during a 14-inning victory on 7/13 at Kansas City ... rookie Nate Jones led AL relievers with eight victories, and rookie Addison Reed tied for seventh in the AL with 29 saves.
- Philip Humber threw the 21st perfect game in major-league history on 4/21 at Seattle.

### 2011 SEASON

- Managed the final two games after Ozzie Guillen was released from his contract, splitting two games vs. Toronto.
- The Sox ranked second in the AL with a then franchise-record 1,220 strikeouts ... the pen averaged 9.83 strikeouts per 9.0 IP, the second-highest mark in major-league history behind the 2010 Atlanta Braves (10.06).
- Mark Buehrle recorded 10 wins, 200.0 IP and 30 starts for a franchise-record 11th consecutive season.

### 2010 SEASON

- The White Sox ranked third in the AL with 94 quality starts ... John Danks (15), Mark Buehrle (13), Freddy Garcia (12) and Gavin Floyd (10) all won 10 or more games.



## 2009 SEASON

- The Sox led the AL for the second straight season with 86 quality starts and ranked second with a 4.14 ERA ... the starters tied Tampa Bay for the AL lead with 970.0 IP.
- Buehrle threw the 18th perfect game in major-league history on 7/23 vs. Tampa Bay ... he also set a major-league record by retiring 45 consecutive batters over three starts from 7/18-28, breaking the record of 41 shared by teammate Bobby Jenks.

## 2008 SEASON

- White Sox pitchers led the AL with 93 quality starts ... four members of the starting rotation recorded 10 or more victories ... Jenks became the first Sox pitcher to collect at least 30 saves in three consecutive seasons.

## 2007 SEASON

- White Sox starters ranked second in the AL with 1,016.0 IP and fourth with 88 quality starts.
- Jenks became the first pitcher in Sox history to record 40 or more saves in back-to-back seasons and tied the major-league record by retiring 41 consecutive batters from 7/17-8/12.

## 2006 SEASON

- Was a member of the 2006 AL All-Star coaching staff ... Sox starting pitchers led the major leagues in IP for the second straight season, throwing 1,042.0.
- Freddy Garcia (216.2), Jon Garland (211.1), Buehrle (204.0) and Javier Vazquez (202.2) all threw 200-plus IP, marking the second consecutive season the Sox featured four starters with 200.0 or more and 13th time in franchise history.
- The White Sox recorded 11 shutouts, their highest total since 1993 ... Jose Contreras posted a franchise-record, 17-game winning streak from 8/21/05-7/9/06 ... Buehrle, Contreras and Jenks were named to the AL All-Star Team.

## 2005 SEASON

- The Sox ranked second in the AL with a 3.61 ERA, the club's lowest figure since 1990 (3.61) and third-lowest since 1972 ... White Sox starters led the AL with 1,074.0 IP.
- Garland (18-10), Buehrle (16-8), Contreras (15-7) and Garcia (14-8) all won 14 or more games ... Buehrle and Garland were named to the AL All-Star Team ... Buehrle was the starting and winning pitcher for the AL, throwing 2.0 scoreless IP.
- Garland (April), Buehrle (June) and Contreras (September) all garnered AL Pitcher of the Month honors, marking the first time since the 1991 Minnesota Twins that three members of the same staff have been honored in one season.
- During the 11-1 run that culminated in the Sox first World Championship since 1917, the pitching staff compiled a 2.55 ERA (32 ER/113.0 IP) while limiting Boston, Los Angeles and Houston to a combined .202 (81-401) average.
- Buehrle, Garland, Garcia and Contreras recorded four straight complete-game victories to conclude the ALCS vs. the Angels ... the Sox became the first club to accomplish that feat in one postseason since the 1928 Yankees vs. St. Louis.
- White Sox pitchers limited Los Angeles to a .175 average, the lowest mark in a LCS since 1984 when Kansas City hit .170 vs. Detroit.

## 2004 SEASON

- The White Sox starting rotation ranked second in the AL with 1,008.0 IP ... Buehrle led the AL with 245.1 IP, while Garland (career-high 217.0) and Garcia (210.0 combined) also reached the 200.0 IP-mark.

## 2003 SEASON

- The Sox led the AL with 98 quality starts, their highest total since 1974 ... their 12 complete games were the most by a Sox team since 1995.
- Esteban Loaiza, a non-roster invitee to spring training, went 21-9 with a 2.90 ERA and league-best 207 strikeouts to finish second in the AL Cy Young Award voting.

## 2002 SEASON

- White Sox went 35-27 with a 4.12 ERA (250 ER/546.2 IP) after his appointment on 7/22.

## PREVIOUS EXPERIENCE

- Spent 15 seasons (1988-2002) in various coaching capacities in the White Sox minor-league system, including six (1997-2002) as the organization's pitching coordinator.
- Was named the organization's 2000 Charles W. Lubin Award winner for player development ... was manager/pitching coach for the Caribes de Oriente in the Venezuelan Winter League from 1991-94.

## PLAYING CAREER

- Pitched for Minnesota (1981-82), Toronto (1983) and the New York Yankees (1985) over four major-league seasons, going 1-6 with a 5.27 ERA in 44 games ... earned his only major-league victory vs. the Yankees on 9/2/82.
- Went 65-47 with a 3.46 ERA (295 ER/768.1 IP) and 588 strikeouts in 289 minor-league games (60 starts) ... recorded seven complete games (one shutout) and 64 saves.
- Was named International League All-Star relief pitcher at Class AAA Syracuse in 1983 ... led the IL with 125 strikeouts at Class AAA Toledo in 1982 ... threw a no-hitter for Class A Fort Lauderdale on 8/7/78 vs. Fort Myers.

## MISCELLANEOUS/PERSONAL


- Married Ruby ... has three children: Jaime, Luke and Kate.
- Attended New York Institute of Technology in Old Westbury, N.Y., where he was named East Coast Athletic Conference Player of the Year in 1978.
- Received an honorary doctoral degree in humane letters from the school on 5/21/06 ... addressed the graduating class of N.Y.I.T. live via satellite prior to the Sox game vs. the Cubs.
- During the past several offseasons, has conducted numerous pitching clinics in the Chicagoland area, including at the Bulls-Sox Academy in Lisle, Ill.

## MANAGERIAL RECORD

Year	Club	W-L	Pct.	Pos.	Notes
2011	White Sox	1-1	.500	N/A	Replaced O. Guillen on 9/27

## COACHING CAREER

Year	Position	Club	Org.
1988	Pitching Coach	Class A South Bend	White Sox
1989-91	Pitching Coach	Class A Sarasota	White Sox
1992	Pitching Coach	Class AA Birmingham	White Sox
1993-94	Pitching Coordinator	Minor Leagues	White Sox
1995	Pitching Coach	Class AAA Nashville	White Sox
1995	Pitching Coach	White Sox	White Sox
1995	Roving Instructor	Minor Leagues	White Sox
1996	Pitching Coach	Class AAA Nashville	White Sox
1997-2002	Pitching Coordinator	Minor Leagues	White Sox
2002-	Pitching Coach	White Sox	White Sox



# CURT HASLER

# 29

## BULLPEN COACH

**Given Name:** Curtis Allan Hasler

**Bats:** Right      **Throws:** Right

**Height:** 6-7      **Weight:** 255

**Opening Day Age:** 52 (December 29, 1964)

**Birthplace/Residence:** Honolulu, Hawaii/South Bend, Ind.

**First Pro Contract:** Chicago White Sox, selected in the 21st round, June 1987 free agent draft.

**Sox Acquisition:** Hired as Class A Sarasota pitching coach, November 1, 1991.

### MANAGERIAL/COACHING HIGHLIGHTS

- Begins his 26th season as a pitching coach in the White Sox organization and first as the major-league bullpen coach.
- Spent the last six seasons (2011-16) as the White Sox minor-league pitching coordinator ... during his tenure with the Sox, helped oversee the development of major-leaguers Chad Bradford, Mark Buehrle, Josh Fogg, Matt Guerrier, Boone Logan and Dan Wright.
- Served as pitching coach with Class AA Birmingham in 2001 and oversaw the first Opening Night no-hitter in Southern League history on 4/5/01 vs. Tennessee.

### PLAYING CAREER


- Pitched in the White Sox organization from 1987-91, posting a 34-30 record with a 3.51 ERA (219 ER/561.2 IP) and 12 complete games over 97 games (82 starts).
- Registered career bests with 26 starts, 185.2 IP and six complete games with Class A South Bend in 1988 ... went 14-8 with a 3.39 ERA (62 ER/164.2 IP) and four complete games (three shutouts) over 25 starts with Class A Sarasota in 1989.
- Was selected by the Sox in the 21st round of the 1987 draft.

### MISCELLANEOUS/PERSONAL

- Married Mary ... has two children: Andrew and Alyssa ... his son, Drew, owns a 2.50 ERA (28 ER/100.2 IP) over two seasons in the White Sox minor-league system.
- Graduated in 1983 from Roanoke-Benson (Ill.) High School, where he was an All-State selection in basketball and baseball ... played college baseball at Bradley University in Peoria, Ill.

### COACHING CAREER

Year	Position	Club	Org.
1991-92	Pitching Coach	Rookie Sarasota	White Sox
1993-94	Pitching Coach	Class A Hickory	White Sox
1995-96	Pitching Coach	Class A South Bend	White Sox
1997-98	Pitching Coach	Class A Winston-Salem	White Sox
1999-2001	Pitching Coach	Class AA Birmingham	White Sox
2002-04	Pitching Coach	Class AAA Charlotte	White Sox
2006-08	Pitching Coach	Adv. Rookie Great Falls	White Sox
2009-10	Pitching Coach	Advanced Rookie Bristol	White Sox





# JOE MCEWING

# 47

## BENCH COACH

**Given Name:** Joseph Earl McEwing  
**Bats:** Right      **Throws:** Right  
**Height:** 5-11      **Weight:** 175  
**Opening Day Age:** 44 (October 19, 1972)  
**Birthplace/Residence:** Bristol, Pa./Yardley, Pa.  
**First Pro Contract:** St. Louis Cardinals, selected in the 28th round, 1992 free agent draft.  
**Sox Acquisition:** Hired as Class AAA Charlotte hitting coach, November 1, 2007.

### MANAGERIAL/COACHING HIGHLIGHTS

- Begins his 10th season in the White Sox organization and first as bench coach under manager Rick Renteria ... spent the 2012-16 seasons as the Sox third base coach.
- Managed three seasons in the Sox minor-league system, compiling a .531 (223-197) winning percentage ... worked at Class AAA Charlotte in 2011 and Class A Winston-Salem in 2009-10 ... was named Carolina League Manager of the Year in both of his seasons at Winston-Salem, guiding the Dash to a pair of postseason berths.
- Also managed the Mesa Solar Sox in the 2011 Arizona Fall League ... served as hitting coach at Charlotte in 2008.

### PLAYING CAREER

- Played professionally for 16 seasons, including nine in the major leagues with St. Louis (1998-99), New York-NL (2000-04), Kansas City (2005) and Houston (2006).
- Hit .251 (443-1,767) with 25 home runs and 158 RBI in 754 major-league games.
- Finished sixth in the National League Rookie of the Year balloting in 1999, batting .275 with 28 doubles, nine home runs and 44 RBI in 152 games with the Cardinals.
- Appeared in 11 games with the Mets during the 2000 post-season as the club reached the World Series ... hit .283 (80-283) with eight homers and 30 RBI with the Mets in 2001.

### MISCELLANEOUS/PERSONAL


- Has three children: Joseph, Grace and Ashlyn.
- Was inducted into the Irish American Baseball Hall of Fame in New York City on 5/7/13, along with former major-leaguer Rusty Staub, former Dodgers owner Peter O'Malley, Hall of Fame baseball writer Bill Madden and sportswriter Dan Shaughnessy.
- Attended County College of Morris in Randolph, N.J. and was inducted into the school's Hall of Fame in 2001 ... is a 1990 graduate of Bishop Egan High School in Fairless Hills, Pa.
- Participated in Baseball 101 with then Kansas City Royals manager Buddy Bell in 2005, which raised \$20,000 for the Down's Syndrome Guild of Greater Kansas City.

### MANAGERIAL RECORD

Year	Club	W-L	Pct.	Pos.	Notes
2009	Winston-Salem	73-65	.529	1st/1st	CL Manager of Year
2010	Winston-Salem	81-58	.583	1st/1st	CL Manager of Year
2011	Charlotte	69-74	.483	3rd	
<b>MINOR TOTALS</b>		<b>223-197</b>	<b>.531</b>		

### COACHING CAREER

Year	Position	Club	Org.
2008	Hitting Coach	Class AAA Charlotte	White Sox
2012-16	Third Base Coach	White Sox	White Sox



## Three Of A Kind

The 2008 White Sox became the first team in major-league history to win each of its final three games of the regular season, all against a different opponent. Starting pitchers Mark Buehrle (1 ER/7.0 IP), Gavin Floyd (1 ER/6.0 IP) and John Danks (8.0 scoreless IP), all working on three days rest, combined to allow two runs on 16 hits over 21.0 IP (0.86 ERA) as the Sox rallied to win the American League Central.

Date	Opponent	Result	Winning Pitcher	Losing Pitcher	Notes
9/28/08	vs. Cleveland	W, 5-1	Mark Buehrle	Bryan Bullington	Buehrle induced 4 GDP
9/29/08	vs. Detroit	W, 8-2	Gavin Floyd	Armando Galarraga	Alexei Ramirez hit 4th GS
9/30/08	vs. Minnesota	W, 1-0	John Danks	Nick Blackburn	Jim Thome hit 461-foot HR



# GREG SPARKS

# 46

## ASSISTANT HITTING COACH

**Given Name:** Joseph Gregory Sparks

**Bats:** Left      **Throws:** Left

**Height:** 6-0      **Weight:** 200

**Opening Day Age:** 53 (March 31, 1964)

**Birthplace/Residence:** Chandler, Ariz./Phoenix, Ariz.

**First Pro Contract:** San Diego Padres, selected in the fifth round, 1984 free agent draft.

**Sox Acquisition:** Hired as assistant hitting coach, November 10, 2015.

### MANAGERIAL/COACHING HIGHLIGHTS

- Begins his second season in the White Sox organization as assistant hitting coach to Todd Steverson.
- Spent the previous 19 seasons (1997-2015) in the Oakland Athletics organization ... served as the Athletics minor-league hitting coordinator in 2015 and from 2004-11 ... also worked as the hitting coach with Class AAA Sacramento from 2012-14 and Mesa in the Arizona Fall League in 2014.
- During his time in the Athletics organization, worked with major-leaguers Daric Barton, Chris Carter, Josh Donaldson, Brandon Moss, Derek Norris, Kurt Suzuki and Stephen Vogt.
- After joining Sacramento as hitting coach in 2012, Sparks was replaced as Oakland's minor-league hitting coordinator by current White Sox hitting coach Todd Steverson.
- Compiled a 359-352 record (.505) in six seasons as a minor-league manager from 1998-03 ... was named Northwest League co-Manager of the Year in 1999 with Class A Southern Oregon ... led Class AA Modesto to a 78-62 record and a berth in the Texas League playoffs in 2002.

### PLAYING CAREER

- Appeared in 1,270 career minor-league games over 12 seasons with nine different organizations, batting .241 (1,010-4,183) with 120 home runs and 630 RBI.
- Recorded a career-best 27 home runs and 77 RBI over two stops in 1992 ... was selected by San Diego in the fifth round of the 1984 draft out of Mesa (Ariz.) Community College.

### MISCELLANEOUS/PERSONAL

- Married Jennifer ... has one daughter: Kodie.
- His father, Joe, was the White Sox first base coach in 1979, managed in their minor-league system from 1970-75 and '77-79 and spent five seasons (1966-69, '73) as a player in the Sox minor-league system.
- Was a batboy for the Sox during the 1979 season, including Disco Demolition Night on 7/12/79.

### MANAGERIAL RECORD

Year	Club	W-L	Pct.	Pos.	Notes
1998	Southern Oregon	43-33	.566	2nd	
1999	Southern Oregon	38-38	.500	2nd	Co-Manager of Year
2000	Modesto	76-64	.543	2nd	Lost in CL playoffs
2001	Modesto	55-85	.393	5th	
2002	Modesto	78-62	.557	2nd	Lost in TL playoffs
2003	Midland	69-70	.496	2nd	
<b>MINOR TOTALS</b>		<b>359-352</b>	<b>.501</b>		

### COACHING CAREER

Year	Position	Club	Org.
1997	Hitting Coach	Class A Visalia	Athletics
2004-11	Hitting Coordinator	Minor Leagues	Athletics
2012-14	Hitting Coach	Class AAA Sacramento	Athletics
2015	Hitting Coordinator	Minor Leagues	Athletics
2016	Asst. Hitting Coach	Chicago White Sox	White Sox





# TODD STEVERSON

# 31

## HITTING COACH

**Given Name:** Todd Anthony Steversen

**Bats:** Right **Throws:** Right

**Height:** 6-2 **Weight:** 240

**Opening Day Age:** 44 (November 15, 1971)

**Birthplace/Residence:** Los Angeles, Calif./Phoenix, Ariz.

**First Pro Contract:** Toronto Blue Jays, selected in the first round (25th overall), 1992 free agent draft.

**Sox Acquisition:** Hired as hitting coach, October 31, 2013.

### 2016 SEASON

- Completed his third season as White Sox hitting coach.
- Jose Abreu became the seventh player in major-league history to record 100 RBI in each of his first three seasons and the first since Albert Pujols (2001-10) and Hideki Matsui (2003-05).
- Abreu also became the first player in White Sox history to record 30 doubles, 25 homers and 90 RBI in each of his first three seasons.
- Todd Frazier ranked sixth in the American League with 40 home runs, becoming the seventh player (12th time) in Sox history to hit 40 or more in a season.
- Tim Anderson ranked among the AL rookie leaders in multihit games (T1st, 33), average (2nd, .283), runs scored (2nd, 57), doubles (T2nd, 22), hits (3rd, 116) and total bases (3rd, 177).

### 2015 SEASON

- Abreu joined Albert Pujols as the only players in major-league history to record 30 home runs and 100 RBI in each of their first two seasons ... Abreu also became the third player in major-league history (first AL) to hit 30-plus homers in each of his first two seasons, joining Pujols and Ryan Braun (2007-08).
- Adam Eaton fell two runs short of becoming the first Sox player to score 100 runs in a season since Jim Thome (108) and Jermaine Dye (103) in 2006.

### 2014 SEASON

- In his first season as hitting coach, the White Sox improved from .249/.302/.378 in 2013 to .253/.310/.398 ... they also improved their output in runs scored (598 to 660), runs per game (3.69 to 4.07), doubles (237 to 279) and OPS (.680 to .708).
- Abreu was named AL Rookie of the Year by the BBWAA and *Sporting News* after hitting .317 with 36 home runs, 107 RBI, a .383 on-base and .581 slugging percentage.
- Abreu became the first rookie in major-league history to rank among the Top 5 of his league in all three Triple Crown categories ... his 36 home runs set a franchise rookie record, breaking the mark of 35 set by Ron Kittle in 1983, and are the sixth-most in major-league history by a rookie.
- Abreu joined Hal Trosky (1934), Ted Williams (1939) and Albert Pujols (2001) as the only rookies in history to record 30 doubles, 30 homers and 100 RBI in a season ... he also joined Dick Allen (1974) as the only players in White Sox history to lead the majors in slugging percentage.
- Eaton ranked among the AL leaders in triples (T1st, 10), average (10th, .300) and on-base percentage (12th, .362) in his first full major-league season.

### MANAGERIAL/COACHING HIGHLIGHTS

- Was hired as the White Sox hitting coach on 10/31/13 ... spent the previous 10 seasons (2004-13) in the Oakland organization, including 2012-13 as the organization's minor-league hitting instructor and 2009-10 as the A's first base coach.

- Managed in the Oakland system from 2005-08, compiling a 297-264 record (.529) with Class A Stockton (2005-06), Class AA Midland (2007) and Class AAA Sacramento (2008).
- Led Sacramento to an 83-61 record in 2008, winning the Class AAA and Pacific Coast League championships ... guided Stockton to a 78-62 mark and a postseason berth in 2005.
- Began his coaching career as a hitting coach in the St. Louis Cardinals organization from 1999-2003.

### PLAYING CAREER

- Played professionally for seven seasons (1992-98) ... appeared in 31 games with Detroit (1995) and San Diego (1996), hitting .256 (11-43) with two home runs and six RBI.
- Hit both of his home runs in back-to-back games on 6/10-11/95 at Minnesota, including a solo shot off Eddie Guardado.
- Batted .241 (397-1,920) with 49 home runs and 203 RBI over seven minor-league seasons ... was selected by Toronto in the first round (25th pick) in 1992 out of Arizona State.

### MISCELLANEOUS/PERSONAL


- Married Theresa ... has two children: Joya and Jaryn.
- Is the cousin of former American League All-Star outfielder Ron LeFlore, who played for the White Sox in 1981-82.
- Attended Arizona State from 1990-92, where he was teammates with outfielder Mike Kelly, the second overall pick in the 1991 draft, and pitcher Sean Lowe, the 15th selection in 1992.
- Graduated in 1989 from Culver City (Calif.) High School, the same school that produced former major-leaguer and current White Sox radio analyst Darrin Jackson.

### MANAGERIAL RECORD

Year	Club	W-L	Pct.	Pos.	Notes
2005	Stockton	78-62	.557	3rd/1st	Made CL playoffs
2006	Stockton	69-71	.493	3rd	
2007	Midland	67-70	.489	2nd/4th	
2008	Sacramento	83-61	.576	1st	Triple-A Champs
<b>MINOR TOTALS</b>		<b>297-264</b>	<b>.529</b>		

### COACHING CAREER

Year	Position	Club	Org.
1999	Hitting Coach	Class A Potomac	Cardinals
2000	Hitting Coach	Class A Peoria	Cardinals
2001-02	Hitting Coach	Class A Potomac	Cardinals
2003	Hitting Coach	Class A Palm Beach	Cardinals
2009-10	First Base Coach	Oakland	Athletics
2011	Hitting Coach	Class AAA Sacramento	Athletics
2012-13	Hitting Instructor	Minor Leagues	Athletics
2014-	Hitting Coach	Chicago White Sox	White Sox



# MARK SALAS

# 59

## BULLPEN CATCHER

**Given Name:** Mark Bruce Salas  
**Bats:** Left      **Throws:** Right  
**Height:** 6-0      **Weight:** 220  
**Opening Day Age:** 56 (March 8, 1961)  
**Birthplace/Residence:** Montebello, Calif./Ruskin, Fla.  
**First Pro Contract:** St. Louis Cardinals, selected in the 18th round, 1979 free agent draft.  
**Sox Acquisition:** Hired as bullpen catcher, November 1, 2006.

### COACHING HIGHLIGHTS

- Begins the 11th season of his second stint as the White Sox bullpen catcher ... also held the position for five seasons from 1995-99.
- Worked as a scout for the White Sox in 2000-01, covering Southern California ... served as a hitting coach at three levels in the White Sox minor-league system from 1992-94.
- Operated a batting cage business from 2002-05.

### PLAYING CAREER

- Hit .247 (319-1,292) with 38 home runs and 143 RBI in 509 games over eight major-league seasons with St. Louis (1984), Minnesota (1985-87), the Yankees (1987), White Sox (1988), Cleveland (1989) and Detroit (1990-91).
- Doubled in his first major-league at-bat with the Cardinals on 6/9/84 at Montreal ... was named the Topps All-Rookie Catcher in 1985 after hitting .300 with nine homers and 41 RBI with the Twins ... was traded to the Yankees for Joe Niekro on 7/6/87.
- Was traded by the Yankees with Dan Pasqua and Steve Rosenberg to the White Sox on 11/13/87 in return for Richard Dotson and Scott Nielsen.

### MISCELLANEOUS/PERSONAL

- Married Rose ... has four children: Mark, Ashley, Nicole and Rico.
- Graduated in 1979 from Nogales High School in La Puente, Calif., where he was an All-America linebacker in football.
- His brother, Bobby, was a pitcher in the Oakland A's organization ... is one of five players in major-league history with a palindrome as his last name.

### COACHING CAREER

Year	Position	Club	Organization
1992	Hitting Coach	Adv. Rookie Utica	White Sox
1993	Hitting Coach	Class A Hickory	White Sox
1994	Hitting Coach	Rookie Sarasota	White Sox
1995-99	Bullpen Catcher	Chicago White Sox	White Sox
2007-	Bullpen Catcher	Chicago White Sox	White Sox



At a rally on October 28, 2005 which celebrated the first world championship by a Chicago baseball team in 88 years, first baseman Paul Konerko presents owner Jerry Reinsdorf with the ball from the final out of Game 4 of the World Series.



# HERM SCHNEIDER

## HEAD ATHLETIC TRAINER

**Given Name:** Herman Jack Schneider

**Opening Day Age:** 64 (April 4, 1952)

**Birthplace/Residence:** Amsterdam, Netherlands/Naperville, Ill.

**Sox Acquisition:** Hired as head athletic trainer prior to 1979 season.

### PROFESSIONAL CAREER

- Is in his 39th season as White Sox head athletic trainer and 41st in Major League Baseball ... is the longest tenured trainer in the major leagues ... served as the head trainer for the American League at the 2016 All-Star Game in San Diego.
- Over the last 15 seasons, the White Sox have used the disabled list just 150 times for a total of 6,915 days, both the fewest totals in the major leagues.
- From 2002-16, the Sox have led the AL in fewest days missed eight times, ranked second three times and third once ... that continues a trend that began in 1991 in which the Sox have been one of the healthiest teams in baseball.
- From 1991-2000, the Sox used the disabled list an average of 359 days per season, second-fewest in baseball behind Minnesota (330) ... during the current 26-year period, the exception was in 2001 when the Sox missed 1,197 games due to injury.
- Was named "Trainer of the Year" at the Pitch & Hit Club of Chicago's Awards Banquet in 2009 ... co-authored a 2007 article in the American Journal of Orthopedics on the evaluation of elbow and shoulder problems in professional baseball pitchers.
- Was on the faculty of Northwestern University's Institute for Medicine and Sports Law conference in 2007 ... served in 2008 on the faculty of the University of South Florida Sports Medicine conference, working behind the scenes as a Team Physician.
- He and his staff received the 2006 Dick Martin Award for Medical Staff of the Year by *Baseball Prospectus* ... was honored by the Illinois Athletic Trainers Association for his work during the 2005 season and by the Pitch & Hit Club of Chicago in January 2005 with the Bo Jackson Courage Award.
- In September 2004, was presented by Mayor Richard M. Daley with the City of Chicago's Appreciation for outstanding service provided to the White Sox organization.
- Served as Head Trainer for the AL at the 2003 All-Star Game at U.S. Cellular Field ... was an AL trainer for All-Star Games in 1991 at Toronto and 1983 at Comiskey Park and was an assistant for the 1977 Midsummer Classic at Yankee Stadium.
- Schneider and former assistant Mark Anderson were named the 1996 Major League Athletic Training Staff of the Year.
- His 25 years of membership were cited by the National Athletic Trainer's Association in 1998 ... received the Major League Service award from PBATS in 1978 and the Marv Samuel Award from the Chicago Baseball Cancer Charities in 1992 ... was honored in 1984 with the White Sox Nick "The Fox" Roberts and John "Johnny Mack" McNamara Memorial Awards.
- Supervised the major rehabilitation programs for Bo Jackson, Ozzie Guillen, Robin Ventura and Jake Peavy.
- Participated in MLB International's European Clinic Tour of the Netherlands and Great Britain in January 1995 ... was trainer for the 1988 major-league All-Star Team on tour in Japan.
- Prior to joining the White Sox, spent nine seasons in the Yankees organization ... served as assistant trainer for the World Champion Yankees in 1977 and 1978.

### KEEPING THEM ON THE FIELD

The White Sox have used the disabled list the fewest number of days in the major leagues since 2002, missing just 6,915 days (461.0 average). The 6,915 total days missed is 4,696 less than the major-league average. The breakdown:

2016 Season			2002-16 Totals		
Club	No.	Days	Club	No.	Days
Houston	9	320	<b>White Sox</b>	<b>150</b>	<b>6,915</b>
Cleveland	14	550	Houston	184	9,067
Toronto	14	567	Minnesota	216	10,172
Detroit	18	651	Seattle	190	11,395
Minnesota	19	731	Cleveland	221	11,841
Baltimore	16	741	Tampa Bay	222	12,033
Tampa Bay	21	824	Toronto	232	12,418
<b>White Sox</b>	<b>15</b>	<b>965</b>	Detroit	204	12,820
Kansas City	15	1,077	Los Angeles	244	13,306
New York	18	1,156	Kansas City	237	13,932
Boston	19	1,180	Boston	284	14,080
Texas	21	1,181	Oakland	250	14,443
Seattle	20	1,265	Baltimore	256	14,810
Los Angeles	25	1,436	New York	245	15,747
Oakland	27	2,122	Texas	320	19,649
<b>AL Total</b>	<b>271</b>	<b>14,878</b>	<b>AL Total</b>	<b>3,299</b>	<b>188,636</b>
<b>AL Avg.</b>	<b>18.1</b>	<b>988.1</b>	<b>AL Avg.</b>	<b>219.9</b>	<b>12,575.7</b>
<b>NL Total</b>	<b>290</b>	<b>16,691</b>	<b>NL Total</b>	<b>3,873</b>	<b>216,896</b>
<b>NL Avg.</b>	<b>19.3</b>	<b>1,112.7</b>	<b>NL Avg.</b>	<b>258.2</b>	<b>14,459.7</b>
<b>MLB Total</b>	<b>561</b>	<b>31,513</b>	<b>MLB Total</b>	<b>7,172</b>	<b>402,333</b>
<b>MLB Avg.</b>	<b>18.7</b>	<b>1,050.4</b>	<b>MLB Avg.</b>	<b>239.0</b>	<b>13,411.1</b>

- Joined the Yankees organization in 1970 and made stops at each level of their system ... also worked for nine seasons as head trainer for Ponce in the Puerto Rican Winter League.
- Is a member of PBATS, the National Athletic Trainers' Association, American College of Sports Medicine and the National Strength and Conditioning Association.

### MISCELLANEOUS/PERSONAL

- Married Janet ... has two children: Daniel and Caitlin ... Caitlin earned a Master's Degree in sports business management and a MBA from the University of Central Florida in December 2010 ... she was a second baseman on the University of South Florida softball team from 2006-09 after being named All-Conference at Naperville (Ill.) Central High School in 2004 and 2005.
- Born in Amsterdam, Holland, the Netherlands, moved to upstate New York as a child.
- Attended Monroe Community College in Rochester, N.Y. ... received a bachelor's degree in sports medicine from the State University of New York in 1975 ... as an undergraduate, worked as assistant trainer and equipment manager for Rochester, Baltimore's Class AAA affiliate ... was inducted into Rochester's Frontier Field Walk of Fame in August 2014.



# BRIAN BALL

## ASSISTANT ATHLETIC TRAINER

**Given Name:** Brian Ball

**Opening Day Age:** 45 (February 2, 1972)

**Birthplace/Residence:** Cleveland, Ohio/Chicago, Ill.

**Sox Acquisition:** Hired as assistant athletic trainer, September 11, 2000.

### PROFESSIONAL CAREER

- Is in his 17th full season with the White Sox as assistant to head athletic trainer Herm Schneider.
- Has teamed with Schneider to make the Sox the healthiest team in baseball over the past 15 seasons, using the disabled list just 150 times for a total of 6,915 days, both the fewest totals in the major leagues.
- From 2002-16, the White Sox have led the AL in fewest days missed eight times, ranked second three times and third once ... Sox players missed just 416 days in 2015, the fewest in the American League.
- Was selected to work as assistant athletic trainer for the AL at the 2011 All-Star Game in Phoenix.
- He and Schneider received the 2006 Dick Martin Award for Medical Staff of the Year by *Baseball Prospectus* ... was honored by the Illinois Athletic Trainers Association in November 2005 for his work during the 2005 season.
- Spent the 1997-2000 seasons in the Texas Rangers organization ... began his pro career with Port Charlotte of the Gulf Coast League in 1997.

- Spent the next two seasons at Rookie Pulaski of the Appalachian League ... advanced to Class A Port Charlotte of the Florida State League in 2000.
- Is a certified member of the National Athletic Trainers Association (NATA), Great Lakes Athletic Trainers Association (GLATA), Illinois Athletic Trainer Association (IATA), Southeast Athletic Trainers Association (SEATA), Professional Baseball Athletic Trainers Society (PBATS) and American Red Cross.
- Is a Professional Rescuers CPR and First Aid Instructor.

### MISCELLANEOUS/PERSONAL

- Has two children: Kaitlyn and Jacob ... enjoys computers, politics and fishing ... was elected Precinct Committeeman for Homer Township Precinct No. 27 in February 2010.
- Is a 1995 graduate from the University of Kentucky, where he was a student athletic trainer for a variety of sports.
- Attended graduate school at the University of Memphis from 1995-96 and served as the graduate assistant athletic trainer for football and baseball.



Members of the White Sox and AC Milan practice their "fútbol" skills prior to the Sox-Cubs game on July 26, 2016.





# ALLEN THOMAS

## DIRECTOR OF CONDITIONING

**Given Name:** Allen Thomas

**Opening Day Age:** 43 (February 4, 1974)

**Birthplace/Residence:** Morganton, N.C./Chicago, Ill.

**Sox Acquisition:** Hired as a minor-league conditioning coach, November 1, 1998.

### PROFESSIONAL CAREER

- Begins his 23rd season in the White Sox organization and his 14th as director of conditioning ... worked on the American League staff at the 2016 All-Star Game in San Diego.
- Along with head athletic trainer Herm Schneider and assistant Brian Ball, has made a major contribution to the health of the White Sox during his 13 years on the major-league staff.
- From 2004-16, Chicago has led the major leagues in fewest days missed due to the disabled list six times, ranked second three times and third once ... Sox players missed just 416 days in 2015, the fewest in the American League.
- Won the 2006 Nolan Ryan Award, presented annually to the coach whose accomplishments, in the opinion of peers, reflect an exemplary dedication to strength training and conditioning.

- Spent six seasons (1998-2003) on the Sox conditioning staff, including 2003 as the minor league conditioning coordinator.
- Played two seasons (1996-97) as an outfielder in the White Sox minor-league system after being selected in the 45th round of the 1996 draft.
- Is a certified Strength and Conditioning Specialist, as well as a member of the National Strength and Conditioning Association and Professional Baseball Strength Coaches Society.

### MISCELLANEOUS/PERSONAL

- Married Marcella ... has three children: Joshua, Alek and Alana ... graduated from Wingate (N.C.) University with a degree in sports medicine ... was a two-time All-American in baseball.



# ROB WARREN

## HOME CLUBHOUSE MANAGER

**Given Name:** Robert Michael Warren

**Opening Day Age:** 36 (January 21, 1981)

**Birthplace/Residence:** Clearwater, Fla./Chicago, Ill.

**Sox Acquisition:** Hired as assistant home clubhouse manager prior to the 2006 season.

### PROFESSIONAL CAREER

- Begins his 12th season in the White Sox organization and his second as the home clubhouse manager ... handles all Sox equipment, manages the home clubhouse at U.S. Cellular Field and travels with the team to oversee the transit and distribution of equipment.
- Spent the 2006-15 seasons as the Sox assistant home clubhouse manager ... worked as the home clubhouse manager for Class AA Montgomery in 2005 and Class A Peoria in 2004.

### MISCELLANEOUS/PERSONAL

- Graduated in 2003 from the University of South Florida with a degree in business management.

## The Big Hurt

Hall-of-Famer Frank Thomas (1991-97) is the only player in major-league history to bat .300 or better with at least 20 home runs, 100 RBI, 100 walks and 100 runs scored in seven consecutive seasons. In 1995, Thomas became the first player in major-league history to post those numbers over five straight seasons, and in 1994 he joined Lou Gehrig (1929-32, '34-37) and Ted Williams (1946-49) as the only players to reach those totals in four consecutive seasons (note: Williams accomplished the feat from 1941-42 but missed the 1943-45 campaigns due to World War II.)



# ED CASSIN

## DIRECTOR OF TEAM TRAVEL

**Given Name:** Edward Francis Cassin

**Opening Day Age:** 55 (October 24, 1961)

**Birthplace/Residence:** Oak Park, Ill./Glenview, Ill.

**Sox Acquisition:** Hired as assistant ticket manager in 1989.

### PROFESSIONAL CAREER

- Is in his 19th full season as director of team travel ... is responsible for spring training scheduling, flight negotiations and scheduling, hotel negotiations and booking, and bus and truck transportation.
- Worked as the White Sox ticket manager from 1993-98 ... pitched semi-professional baseball in the Chicago area.

### MISCELLANEOUS/PERSONAL

- Married Julie ... has one child: Gianna.
- Earned his master's and undergraduate degrees in business administration from Loyola (Ill.) University ... member of Alpha Kappa Psi professional business fraternity.



# GABE MORELL

## VISITING CLUBHOUSE MANAGER

**Given Name:** Gabriel Morell

**Opening Day Age:** 50 (May 23, 1966)

**Birthplace/Residence:** San Rafael, Calif./Frankfort, Ill.

**Sox Acquisition:** Hired as assistant visiting clubhouse manager, 1985.

### PROFESSIONAL CAREER

- Begins his 38th season in the White Sox organization and his 23rd as the visiting clubhouse manager ... works the home clubhouse and road games during spring training ... travels occasionally with the team during the regular season.
- Worked on the American League staff at the 2016 All-Star Game in San Diego ... managed the National League clubhouse at the 2003 All-Star Game at U.S. Cellular Field and assisted in the AL clubhouse at the 2002 and 2010 Midsummer Classics.
- Served as the assistant visiting clubhouse manager from 1985-94 ... has not missed a White Sox home game since joining the visiting clubhouse staff in 1985.

### MISCELLANEOUS/PERSONAL

- Married Kelly ... has three children: Brianna and twins Brooke and Brady ... graduated in 1984 from Mayville (Ill.) Central High School ... enjoys reading, golf and swimming.

## Triple Double

Sixteen players in White Sox history have recorded at least 10 doubles, 10 triples and 10 home runs in the same season. Ray Durham (2001) was the last to accomplish the feat.

Player	Year	2B	3B	HR	Player	Year	2B	3B	HR
Joe Jackson	1920	42	20	12	Minnie Minoso	1954	29	18	19
Happy Felsch	1920	40	15	14	Minnie Minoso	1956	29	11	21
Carl Reynolds	1929	24	12	11	Floyd Robinson	1962	45	10	11
Al Simmons	1933	29	10	14	Jorge Ortega	1975	26	10	11
Mike Kreevich	1937	29	16	12	Harold Baines	1984	28	10	19
Gee Walker	1939	30	11	13	Sammy Sosa	1990	26	10	15
Minnie Minoso	1951	32	14	10	Lance Johnson	1995	18	12	10
Jim Rivera	1953	26	16	11	Ray Durham	2001	42	10	20

# WHITE SOX SUPPORT STAFF

FRONT OFFICE  
FIELD STAFF  
PLAYERS  
OPPONENTS  
2016 REVIEW  
HISTORY  
RECORDS  
MINOR LEAGUES  
MEDIA/MISC.



**Mike Kashirsky**  
Pregame Instructor




**Adam Ricks**  
Pregame Instructor




**Luis Sierra**  
Pregame Instructor



**Brett Walker**  
Physical Therapist



**Art Kusnyer**  
Special Assistant to Major League Staff



**Joe McNamara Jr.**  
Umpires Clubhouse Manager



**Jason Gilliam**  
Assistant Home Clubhouse Manager



**Dan Flood**  
Minor League Clubhouse Manager



**Bryant Biasotti**  
Assistant Minor League  
Clubhouse Manager

## Dynamic Duo

With Ken Griffey Jr. and Jim Thome, the 2008 White Sox became the only team in major-league history to feature members of the 600 and 500-home run clubs. Griffey, acquired from Cincinnati on July 31, ended the season with 611 home runs, while Thome finished at 541. In the Sox dramatic 1-0 victory over Minnesota in Game 163 of the 2008 season, Griffey, playing center field, threw out Michael Cuddyer at home plate to end a Twins scoring threat in the fifth inning, and Thome hit a game-winning solo homer in the seventh.

# PLAYERS



**Jose Abreu is one of seven players in major-league history to record 100-plus RBI in each of his first three major-league seasons.**



# JOSÉ ABREU

# 79

## FIRST BASEMAN

**Given Name:** José Dariel Abreu Correa

**Bats:** Right **Throws:** Right

**Height:** 6-3 **Weight:** 260

**Opening Day Age:** 30 (January 29, 1987)

**Birthplace/Residence:** Cienfuegos, Cuba/Miami, Fla.

**First Pro Contract:** White Sox.

**Sox Acquisition:** Signed as a free agent, October 29, 2013.

**Major League Service:** Three years.

**Contract Status:** Signed through 2019.

### 2016 SEASON

■ **American League Leaders:** 2nd-HBP (15); T7th-Multihit Games (55); T14th-RBI (100).

■ Recorded his third consecutive season of 30-plus doubles, 25-plus home runs and 100-plus RBI to start his career, the first player in White Sox history to accomplish that feat.

■ Joined Albert Pujols and Joe DiMaggio as the only players in major-league history to record the following numbers in his first three-plus seasons: 25-plus home runs and 100-plus RBI; 175-plus hits and 25-plus homers.

■ Is one of just seven players to record 100-plus RBI in each of his first three-plus seasons, joining Pujols (10, 2001-10), Hideki Matsui (3, 2003-05), Ted Williams (8, 1939-49; did not play from 1943-45), DiMaggio (7, 1936-42), Al Simmons (11, 1924-34) and Pinky Whitney (3, 1928-30).

■ Recorded 25-plus doubles, 30-plus homers and 100-plus RBI for the third consecutive season, the only player in the major leagues to reach those numbers.

■ Abreu and Boston's David Ortiz are the only players to hit 25 homers and record 100 RBI in each of the last three seasons.

■ Was the Sox nominee for the Hank Aaron Award, recognizing the most outstanding offensive performer in each league.

■ Appeared in a career-high 159 games ... started 152 games at first base and made seven starts as the designated hitter.

■ Reached base safely in 136 of his 159 games, the most of his career (135 in 2015 and 125 in 2014).

■ Hit .301/.356/.460 with 17 home runs vs. right-handers, compared to .262/.340/.500 with eight homers vs. lefties ... batted .315/.379/.519 with 15 home runs at U.S. Cellular Field.

■ Recorded a .300-plus average in June (.306, 30-110), August (.362, 38-105) and September (.319, 36-113) ... connected on a season-high eight homers in August.

■ His numbers increased from .263/.333/.412/10 HR in the first half to .319/.384/.514/14 HR after the break.

■ Hit his first home run of the season on 4/7 at Oakland, a two-run shot in the sixth inning ... hit his first homer at U.S. Cellular Field on 4/9 vs. Cleveland.

■ Hit a game-ending single in the 11th inning on 4/23 vs. Texas, the second walkoff hit of his career (grand slam on 4/25/14 vs. Tampa Bay).

■ Registered an eight-game hitting streak from 4/26-5/4, batting .438 (14-32) with two doubles, one triple, one home run, 10 RBI and four walks ... recorded five consecutive multihit efforts from 4/28-5/3 (.526, 10-19), the longest streak of his career.

■ Connected on a game-winning, two-out, single in the ninth on 4/30 at Baltimore ... Chicago went on to an 8-7 win.

■ Hit a double and triple and drove in three of the Sox four runs in the club's 4-1 win on 5/3 vs. Boston ... drove in Chicago's only runs with a two-run homer in its 5-2 loss on 5/4 vs. Boston.

■ Snapped an eight-game homerless stretch with a solo shot on 5/17 vs. Houston ... drove in two of the White Sox three runs with RBI singles on 5/18 vs. the Astros.

### ABREU AMONG AL LEADERS SINCE 2014

Category	Rank	No.
RBI	5th	308
Total Bases	5th	923
XBH	7th	198
Slugging Pct.	8th	.515
OPS	9th	.875
Average	T9th	.299
Home Runs	10th	91

### AL RBI LEADERS SINCE 2014

Player	RBI
David Ortiz	339
Edwin Encarnacion	336
Josh Donaldson	320
Albert Pujols	319
<b>Jose Abreu</b>	<b>308</b>

### SOX MOST SEASONS 30 2B/25 HR/100 RBI

Player	No.
Frank Thomas	7
Magglio Ordonez	4
<b>Jose Abreu</b>	<b>3</b>
Paul Konerko	3
Albert Belle	2
Bonura/C. Lee/Ventura	1

### MOST HR IN FIRST THREE MLB SEASONS (SINCE 1979)

Player	HR
Albert Pujols	114
Mark Teixeira	107
Ryan Braun	103
Giancarlo Stanton	93
<b>Jose Abreu</b>	<b>91</b>

■ Hit in the No. 5 position in the lineup for the first time in his career on 5/23-1 vs. Cleveland, going 1-5 with a double ... recorded consecutive three-hit games for just the fourth time in his career on 5/24-25 vs. Cleveland.

■ Hit a game-winning sacrifice fly in the 13th inning on 6/1 at the Mets, driving in reliever Matt Albers ... the RBI was his first since 5/18 vs. Houston, snapping a 12-game drought.

■ Reached base safely in 18 straight games from 6/1-21, hitting .343/.380/.614 with seven doubles, four home runs and 17 RBI.

■ Snapped a 16-game homerless stretch with a solo shot on 6/5 at Detroit ... homered in consecutive games on 6/12 vs. Kansas City and 6/13 vs. Detroit (2 HR/4 RBI).

■ Connected on a game-winning, two-run double in the 10th inning off closer Craig Kimbrel on 6/20 at Boston ... extended his RBI streak to four games ... hit a go-ahead, three-run home run in the seventh inning on 6/23 at Boston.

■ Drove in the game-winning run with a RBI single in the third inning on 7/3 at Houston ... gave the Sox a 1-0 lead with a RBI single in the first inning on 7/26 vs. the Cubs (Sox won, 3-0).

■ Reached base safely in a career-high 29 consecutive games from 8/2-9/2, the longest streak by a White Sox player since Juan Pierre in 2010 (also 29) ... hit .379/.425/.664 with six doubles, nine home runs, 23 RBI, seven walks, three hit-by-pitches and 18 runs scored during the streak.

■ Homered in back-to-back games on 8/4 at Detroit and 8/5 vs. Baltimore to end a career-long, 32-game drought.

■ Played in front of his son, Dariel, on 8/12 at Miami for the first time in his career ... his son was visiting the U.S. from Cuba.

■ Batted .351 (13-37) with one double, four homers, seven RBI and a 1.117 OPS during his 10-game hitting streak from 8/17-27.

■ Homered in three straight games from 8/20-23 for the second time in his career (6/9-12/15) ... connected on his fourth homer in seven games on 8/27 vs. Seattle, a solo shot in the first.

## JOSÉ RETURNS HOME

Since defecting from Cuba in 2013, Abreu has twice returned home to Cuba. He traveled to Cuba as part of a goodwill trip sponsored by Major League Baseball and the Major League Baseball Players Association in December 2015. During the trip, he participated in baseball clinics with Cuban children, spoke with local media and visited with his son, Dariel, for the first time in two-and-a-half years. His second trip was in October 2016, when he spent time with family and friends, and visited his hometown of Cienfuegos.

- Drove in 12 runs during a four-game series from 9/1-4 at Minnesota, the most in a four-game set by a White Sox player since Frank Thomas (12) from 7/10-13/97 at Kansas City.
- Went 3-7 with two homers and seven RBI on 9/4 at Minnesota ... the seven RBI were the most by a Sox since Jim Thome on 7/17/09 vs. Baltimore ... according to MLB Statcast, his first homer traveled an estimated 430 feet and the second 465 feet.
- Became the first Sox to record a two-homer, seven-RBI, nine-total base game since Paul Konerko on 7/7/09 vs. Cleveland.
- Gave the Sox a 1-0 lead with a solo home run in the second inning on 9/6 vs. Detroit ... Chicago won, 2-0 ... recorded his fourth three-hit effort in seven games on 9/7 vs. the Tigers.
- Connected on his 25th home run on 9/19 at Kansas City, becoming the first player in White Sox history to hit 25 or more in each of his first three seasons.
- Recorded three hits on 9/24 at Cleveland to surpass the 175-hit mark for the season ... joined Albert Pujols (2001-03) and Joe DiMaggio (1936-38) as the only players in MLB history to record 175-plus hits and 25-plus home runs in each of his first three seasons.
- Opted out of the final three years of his six-year, \$68-million contract on 11/14, becoming arbitration eligible ... agreed to terms on a one-year, \$10.825-million contract on 12/17, avoiding arbitration.

## CAREER HIGHLIGHTS

- Is one of just seven players in major-league history to record 100 RBI in each of his first three seasons, and the first since Albert Pujols (2001-10) and Hideki Matsui (2003-05).
- Joins Pujols (2001-10) and Joe DiMaggio (1936-41) as the only players in major-league history to record 25-plus home runs and 100-plus RBI in each of his first three seasons.
- His 91 homers are tied for the 10th-most by a player over his first three seasons, trailing Pujols (114), Ralph Kiner (114), Eddie Mathews (112), DiMaggio (107), Mark Teixeira (107), Ryan Braun (103), Frank Robinson (98), Chuck Klein (94) and Giancarlo Stanton (93).
- Was named 2014 American League Rookie of the Year by the Baseball Writers Association of America, *Sporting News* and *Baseball America* ... was a unanimous choice by the BBWAA.
- Won a 2014 AL Silver Slugger Award and was named to the AL All-Star Team.
- Made his first return visit to Cuba in December 2015 as part of a goodwill trip sponsored by Major League Baseball and the MLB Players Association, where he was reunited with his son, Dariel, for the first time in two years.

## 2015 SEASON


- **American League Leaders:** T2nd-HBP (15); 7th-RISP (.341); 7th-TB (308); 8th-RBI (101); 10th-SLG (.502); 10th-OPS (.984); T10th-XBH (67).
- Became just the second player in major-league history to record 30-plus home runs with 100-plus RBI in each of his first two seasons, joining Albert Pujols (2001-02 with St. Louis).
- Joined Pujols and Ryan Braun (2007-08) as the only players in baseball history to hit 30 or more homers in each of his first two seasons ... also became the 12th player in history to drive in 100-plus runs in each of his first two years and the first since the Yankees' Hideki Matsui in 2003-04 (STATS).

- Also joined Frank Thomas (six times), Paul Konerko (four), Magglio Ordonez (four), Albert Belle (twice) and Carlos Lee (twice) as the only six players in White Sox history to record multiple seasons of 30 doubles and 30 home runs.
- Belle (1997-98) is the only other White Sox to register 30 homers and 100 RBI in his first two seasons with the club.
- Recorded three hitting streaks of 13-plus games and owns six such streaks since 2014, the most in baseball.
- Hit .308 (145-471) with 27 home runs and 89 RBI vs. right-handers, .341 (45-132) with RISP and .332 (84-253) with runners on base.
- Batted .285/.351/.482 with 21 homers and 75 RBI in 115 starts at first base and .304/.335/.559 with nine home runs and 26 RBI in 39 starts as the designated hitter.
- Reached base safely in each of his first eight games ... connected on his first homer on Opening Day at Kansas City, a solo shot off Yordano Ventura.
- Hit his second career grand slam on 4/18 at Detroit ... also matched his career high with three hits and recorded his second career triple on 4/19 at Comerica Park.
- Recorded four consecutive multihit games from 4/21-24, matching the longest streak of his career (also 9/13-15/14).
- Homered in consecutive games for the fifth time in his career from 4/21-22 vs. Cleveland (Carlos Carrasco and Corey Kluber) ... his home run off Kluber marked his seventh career off a former Cy Young winner (fifth former winner).
- Played in his 162nd career game on 4/26 vs. Kansas City ... joined Ryan Braun, Chuck Klein and Rudy York as the only players to hit at least .300 with 40-plus home runs and 120-plus RBI through their first 162 career games.
- Recorded a 17-game hitting streak from 5/3-22 (.318, 21-66), the second-longest of his career.
- Connected on a game-winning single in the seventh inning on 5/16 at Oakland ... recorded his third career home run off R.A. Dickey on 5/26 at Toronto ... also collected four RBI.
- Left the game on 5/29 at Houston due to inflammation in his right index finger and missed the next three games ... returned to the lineup on 6/3 at Texas, going 2-4 with a home run and three RBI ... snapped a scoreless tie with a game-winning, two-run home run off Dallas Keuchel on 6/9 vs. Houston.
- Homered in three straight games for the first time in his career from 6/9-12 ... recorded a career-high four hits on 6/23 at Minnesota.
- Hit second in the lineup for the first time in his career on 6/28 at Detroit, going 1-3 with a double and two runs scored.
- Hit his 50th career home run in the White Sox 1-0 win on 7/3 vs. Baltimore ... matched Ron Kittle (218 games) for the fewest games to 50 in Sox history ... also became the fastest Cuban-born player to reach the 50-homer plateau (previously Jose Canseco, 255 games).
- Posted a 13-game hitting streak from 6/26-7/11, going 17-53 (.321) with three doubles, two homers and six RBI ... became the first Sox to record five 10-plus game hitting streaks in his first two seasons.
- Hit safely in 14 straight games from 7/21-8/3, batting .385 (20-52) with five home runs, 18 RBI and a 1.217 OPS.
- Connected on a two-run home run on 7/29 at Boston ... centerfielder Mookie Betts made a running catch in center before flipping over the wall and losing control of the ball when hitting the ground ... the play was initially ruled an out before being overturned following a video review.
- Drove in a run in a career-best six straight games from 7/27-8/1 (10 RBI total) ... recorded his fifth career multihomer game on 8/8 vs. Kansas City (solo shots off Jeremy Guthrie).
- Connected on a pair of doubles to reach 30 on 9/3 at Minnesota and hit his 25th homer on 9/4 at Kansas City ... became the first player in White Sox history to record 25 home runs and 30 doubles in each of his first two seasons.
- Hit his 30th homer on 9/30 vs. Kansas City and reached the 100-RBI milestone on 10/1 vs. the Royals.

## 2014 SEASON

- **American League Leaders:** 1st in SLG (.581); 2nd in TB (323) and OPS (.964); 3rd in HR (36); 4th in RBI (107) and XBH (73); 5th in AVG (.317) and OBP (.383); T10th in 2B (35).
- Was named AL Rookie of the Year by the Baseball Writers Association of America, *Sporting News* and *Baseball America* ... was a unanimous choice by the BBWAA (ninth overall in AL) ... also received the Players Choice AL Outstanding Rookie.
- Became the sixth White Sox rookie honored by the BBWAA, joining Luis Aparicio (1956), Gary Peters (1963), Tommie Agee (1966), Ron Kittle (1983) and Ozzie Guillen (1985).
- Placed fourth in the AL Most Valuable Player voting, the highest finish for a Sox player since Frank Thomas was runner-up in 2000 and highest finish for a Cuban-born player since Jose Canseco also was fourth in 1991.
- Won his first AL Silver Slugger Award ... he and Alexei Ramirez became the fourth White Sox teammates to be named Silver Sluggers in the same season, joining Joe Crede and Jermaine Dye (2006), Magglio Ordonez and Frank Thomas (2000) and Thomas and Julio Franco (1994).
- He and Ramirez became the first Cuban-born teammates to win the award in the same season and joined Canseco (four times) and Rafael Palmeiro (twice) as the only native Cubans to be named Silver Sluggers.
- Became the first rookie in major league history to rank among the Top 5 in his league in each Triple Crown category.
- Joined Hal Trosky (1934), Ted Williams (1939) and Albert Pujols (2001) as the only rookies in history to record 30 doubles, 30 homers and 100 RBI in a season.
- Joined Dick Allen (1974) as the only White Sox in history to lead the major-leagues in slugging percentage.
- His 36 home runs set a Sox rookie record, surpassing the mark held by Kittle (35 in 1983), and were the sixth-highest total by a rookie in major-league history.
- His 107 RBI were the third-most by a Sox rookie, trailing Smead Jolley (114 in 1930) and Zeke Bonura (110 in 1934).
- Was named an AL All-Star, becoming just the fifth Sox rookie to accomplish the feat and first since Kittle in 1983.
- Earned AL Player of the Month honors in April and July and Rookie of the Month for April, June and July ... became the first rookie to be named Player of the Month twice in one season and fourth player to earn three-plus rookie awards.
- Joined Thomas (1994 and 1996) and Albert Belle (1998) as the only Sox to win the player award twice and only player in club history to win the rookie award more than once.
- Ranked among the AL average leaders in the second half (1st, .350), at home (4th, .336) and vs. LHP (5th, .353) ... hit safely in 113 of 145 games and reached base safely in 124 of 145.
- Recorded four multihomer efforts and homered in consecutive games four times ... his 14 games with three-plus RBI were the second-highest total by a Sox rookie behind Zeke Bonura (15 in 1934) ... was the only player in baseball to record three hitting streaks of 14 or more games (21, 18 and 14).
- Hit .270 (31-115) with eight doubles, 10 homers and 32 RBI through April, earning both AL Player and Rookie of the Month awards ... set major-league rookie records in home runs, RBI, extra-base hits (19) and total bases (71) through April.
- Became the first AL player ever to receive both honors in his first month in the majors ... joined the Dodgers' Yasiel Puig (June 2013) as the only players in history to be named Player of the Month in his first month in the majors.
- Went 2-4 with a double, RBI and run scored on Opening Day vs. Minnesota ... doubled off Ricky Nolasco in his first at-bat.
- Was walked intentionally twice on 4/2 vs. the Twins, becoming the first player since 1955 (when the stat was first tracked) to accomplish the feat within his first two games.
- Hit a go-ahead, three-run triple on 4/3 vs. Minnesota (four RBI total), becoming the first Sox player with a four-RBI game in his first three career games (Elias).

- Recorded his first multihomer game, including his first homer, with five RBI on 4/8 at Colorado ... became the first Sox rookie with two four-plus RBI games in his first eight career games.
- Hit a pair of home runs on 4/10 vs. Cleveland ... became the third player in major-league history with two multihomer efforts in his first 10 games, joining Kansas City's Mark Quinn (1999) and Pittsburgh's Dino Restelli (1949).
- Connected on a game-ending grand slam (first career) as part of his third multihomer effort on 4/25 vs. Tampa Bay (also career-high six RBI) ... joined Cleveland's Ron Licoich (1972) as the only rookies to hit a game-ending slam (Elias).
- Became the first player in history to have three multihomer games in his first 24 career games.
- His 32 RBI in March/April tied Smead Jolley (July 1930) for the Sox rookie monthly record (any month) and tied for third-highest monthly total in franchise history.
- Became the first rookie since Minnesota's Kent Hrbek in 1982 to lead the major leagues in home runs and RBI through April, and the first Sox player to lead the majors in those categories in any month since Roy Sievers in July 1960 (Elias).
- Was on the disabled list from 5/18-6/2 with posterior tibia tendinitis in his left ankle ... hit a game-winning, three-run homer off Luke Gregorin in the eighth inning on 5/14 at Oakland.
- Won AL Rookie of the Month honors for June after batting .313 (31-99) with 10 homers, 22 RBI and a .677 slugging percentage ... became the third player in Sox history to hit 10 or more homers in a month twice in one season, joining Jim Thome (twice in 2006) and Frank Thomas (twice in 1993).
- Homered in each of his first two games after being reinstated from the disabled list on 6/2-3 at Dodger Stadium (off Clayton Kershaw and Josh Beckett).
- Hit safely in 39 of 40 games from 6/15-8/1, going 60-159 (.377) with 14 doubles, 12 homers and 33 RBI.
- Recorded an 18-game hitting streak from 6/15-7/4, batting .338 (24-71) with eight homers, 18 RBI and 12 runs scored.
- Hit his 20th home run on 6/18 vs. San Francisco (58th game), the third-fastest in Sox history to reach that milestone behind Frank Thomas (46 in 1994) and Jim Thome (49 in 2006).



FRONT OFFICE

FIELD STAFF

PLAYERS

OPPONENTS

2016 REVIEW

HISTORY

RECORDS

MINOR LEAGUES

MEDIA/MISC.

- Posted a 25-game road hitting streak from 6/19-7/31, batting .406 (41-101) with 10 doubles, nine homers and 24 RBI.
- Recorded his fourth multihomer effort on 6/27 at Toronto, becoming the first player in history to reach 25 home runs in his first 67 career games ... joined Bob Horner as the only players in history with four multihomer games over his first 67 contests.
- Was named AL Player and Rookie of the Month for July after hitting .374 (37-99) with 11 doubles, six home runs, 19 RBI, a .432 on-base and .667 slugging percentage.
- Became the fourth rookie to earn three-plus Rookie of the Month honors (also Ichiro Suzuki, Mike Trout and Jason Bay).
- Posted a 21-game hitting streak from 7/6-8/1 (.429, 36-84), the longest by a Sox player since Carlos Lee's club-record, 28-game streak in 2004.
- Joined Hall-of-Famer Eddie Collins (21 and 22 games in 1920) as the only players in White Sox history to record multiple hitting streaks of at least 18 games in a season (Elias).
- Became the first player with two 18-plus game hitting streaks in a season since Jacoby Ellsbury in 2011 (19, 18) and first rookie to accomplish the feat since Ichiro Suzuki in 2001 (23, 21).
- Reached 50 extra-base hits in his 81st major-league game (home run on 7/12 at Cleveland), the fastest to that milestone in the major leagues since Ted Williams (80 games) in 1939.
- His 29 homers at the break ranked third in Sox history behind Frank Thomas (32, 1994) and Jim Thome (30, 2006) and were the second-most in history by a rookie behind Mark McGwire's 33 in 1987 ... joined McGwire as the only rookies to lead the majors in home runs at the All-Star Break.
- Abreu and Alexei Ramirez became the eighth set of Cuban teammates to be All-Stars (last, Minnesota's Tony Oliva and Leo Cardenas in 1971) and the second in White Sox history (Minnie Minoso and Sandy Consuegra in 1954).
- Led the AL in the second half in on-base percentage (.435) and ranked third in OPS (.948).
- Hit his 30th home run on 7/26 at Minnesota (89th game), becoming the third-fastest player in major-league history to reach that mark behind Rudy York (79) and Mark McGwire (84).
- Joined Jose Canseco (33 in 1986) and Tony Oliva (32 in 1964) as the only Cuban-born rookies to hit 30 in a season.
- Reached base in 10 straight plate appearances (6 H; 3 BB; 1 HBP) from 7/31-8/1, the longest streak by a Sox since Frank Thomas set a franchise mark with 15 from 5/16-20/97.
- Hit .376 (38-101) with a .466 on-base percentage in August ... recorded a 14-game hitting streak from 8/19-9/5, batting .510 (25-49) with two home runs, 10 RBI and a 1.328 OPS.
- Became the fifth Sox player to record three hitting streaks of 14-plus games in a season (first since Mike Kreevich in 1937) and the first in the majors since Orlando Cabrera in 2009.
- Reached 100 RBI on 9/13-2 vs. Minnesota with a solo homer ... matched Ron Kittle's franchise rookie record with his 35th home run on 9/14 vs. Minnesota ... set a franchise rookie record with his 36th homer in his final game on 9/27 vs. Kansas City.

### 2013 SEASON

- Played in 42 games for Cienfuegos during a shortened season ... led Serie Nacional in homers (19), slugging pct. (.604) and TB (163) and ranked second in average (.345).
- Was named the All-Star first baseman for the fourth consecutive year ... represented Cuba at the WBC ... went 9-25 (.360) with six home runs, including a grand slam vs. China.

### 2012 SEASON

- His 35 home runs were the second-most in Serie Nacional history ... finished second in the Most Valuable Player voting.
- Led the league in average (.394), on-base (.542) and slugging percentage (.837) and hit-by-pitch (22), and ranked among the leaders in homers (2nd) and RBI (2nd, 99).

### 2011 SEASON

- Was named MVP of Serie Nacional, becoming the second winner in Cienfuegos history ... established a then league record with 33 home runs (shared with Yoenis Cespedes).
- Played in only 66 of 90 regular season games due to bursitis in his right shoulder ... led the league in average (.453), slugging percentage (.986) and ranked second in RBI (93).
- Represented Cuba at the Baseball World Cup and Pan American Games ... was named the World Cup MVP after hitting .442 with three home runs and 10 RBI over 11 games.
- Batted .524 with three homers and nine RBI on Cuba's bronze-medal winning team at the Pan Am Games.

### 2010 SEASON

- Led Serie Nacional in slugging percentage (.822) and ranked second in average (.399) and home runs (30).
- Helped Cuba win the gold medal at the World University Baseball Championship (.555, 10-18; 4 HR and 12 RBI).

### 2009 SEASON

- Ranked eighth in Serie Nacional in home runs (19) and slugging percentage (.630).
- Was named to Cuba's provisional roster for the World Baseball Classic but did not make the final roster.

### 2004-08 SEASONS

- Played in five full seasons with Cienfuegos of Cuba's Serie Nacional ... combined to hit 42 home runs with 85 RBI ... made his professional debut with Cienfuegos at age 17 in 2004.

### COMMUNITY INVOLVEMENT

- In 2016, hosted his "Abreu's Amigos" group before multiple White Sox home games, participated in an ACE experience during Sox Serve Week and represented the club during Roberto Clemente Day festivities.
- In 2015, helped develop, organize and host "Abreu's Amigos," a group of special-needs youths from Easter Seals, who visited U.S. Cellular Field and attended games on behalf of Abreu ... also made a donation to the organization ... participated in the Field of Dreams event with the Special Olympics.
- In 2014, participated in an ACE clinic with Special Olympic athletes, met a young fan as part of the "Make-A-Wish" Foundation and participated in an ALS pre-game ceremony.

### MISCELLANEOUS/PERSONAL

- Married Yusmary Hernandez ... has one son: Dariel Eduardo ... Twitter: @79JoseAbreu.
- Was teammates on Cienfuegos in the Cuban League with the Dodgers' Yasiel Puga from 2008-11 and with Yoan Moncada from 2012-13 ... wears uniform No. 79 after his mother chose it for him when he began playing with Cienfuegos ... is nicknamed "Pito" after his favorite uncle.

## Slamming Good Time

The White Sox hit two grand slams in one game on April 13, 2008 vs. Detroit for just the third time in franchise history. Paul Konerko hit his seventh career grand slam in the third inning off Kenny Rogers, and Joe Crede hit his sixth in the fifth off Zach Miner. The other occurrences were on September 4, 1995 at Texas when Robin Ventura hit a pair of slams and May 19, 1996 at Detroit (Darren Lewis and Ventura).



### CAREER PLAYING RECORD

YEAR	CLUB	AVG	G	AB	R	H	TB	2B	3B	HR	RBI	SH	SF	HB	BB	SO	SB	CS	OBP	SLG	E
2004	Cienfuegos	.271	—	258	27	70	95	8	1	5	20	—	2	5	9	57	—	—	.307	.368	—
2005	Cienfuegos	.228	—	167	19	38	61	7	2	4	17	—	2	5	16	50	—	—	.311	.365	—
2006	Cienfuegos	.337	—	312	53	105	178	20	5	11	64	—	—	19	28	61	—	—	.423	.538	—
2007	Cienfuegos	.293	—	283	39	83	127	11	3	9	42	—	—	1	21	20	47	—	.382	.449	—
2008	Cienfuegos	.318	—	239	48	76	96	22	0	13	43	—	—	17	24	43	—	—	.418	.573	—
2009	Cienfuegos	.346	—	289	60	100	182	23	1	19	69	—	—	18	19	69	—	—	.429	.630	—
2010	Cienfuegos	.399	89	286	82	114	235	25	3	30	76	0	3	30	74	49	—	—	.555	.822	10
2011	Cienfuegos	.453	66	212	79	96	127	14	0	33	93	0	2	21	58	32	—	—	.597	.986	9
2012	Cienfuegos	.394	—	282	71	111	236	18	1	35	99	0	5	22	75	40	—	—	.542	.837	12
2013	Cienfuegos	.345	—	264	60	91	163	15	0	19	60	0	2	17	54	39	—	—	.479	.604	7
2014	WHITE SOX	.317	145	556	80	176	323	35	2	36	107	0	4	11	51	131	3	1	.383	.581	6
2015	WHITE SOX	.290	154	613	88	178	308	34	3	30	101	0	1	15	39	140	0	0	.347	.502	11
2016	WHITE SOX	.293	159	624	67	183	292	32	1	25	100	0	9	15	47	125	0	2	.353	.468	10
<b>CUBAN LEAGUE TOTALS</b>		<b>.341</b>	<b>—</b>	<b>2592</b>	<b>1018</b>	<b>884</b>	<b>1500</b>	<b>163</b>	<b>16</b>	<b>178</b>	<b>583</b>	<b>0</b>	<b>17</b>	<b>175</b>	<b>377</b>	<b>487</b>	<b>—</b>	<b>—</b>	<b>.426</b>	<b>.621</b>	<b>38</b>
<b>MLB TOTALS</b>		<b>.299</b>	<b>458</b>	<b>1793</b>	<b>235</b>	<b>537</b>	<b>923</b>	<b>101</b>	<b>6</b>	<b>91</b>	<b>308</b>	<b>0</b>	<b>14</b>	<b>41</b>	<b>137</b>	<b>396</b>	<b>3</b>	<b>3</b>	<b>.360</b>	<b>.515</b>	<b>27</b>

\*Italics indicates independent or foreign league.

### CAREER TRANSACTIONS

- Signed by the White Sox as a free agent (10/29/13).
- On White Sox disabled list with posterior tibia tendonitis in his left ankle (5/18-6/2/14).

### CAREER FIELDING STATISTICS

POSITION	PCT	G	GS	TC	PO	A	E	DP
First Base	.992	376	376	3405	3165	213	27	336

### CAREER GAME BESTS AND HOME RUN INFORMATION

- HITS** — 4 (6/23/15 at Min.) ... **HR** — 2 (6x, last 9/4/16 at Min.) ... **RBI** — 7 (9/4/16 at Min.)
- RUNS** — 3 (9/13/14 vs. Min.) ... **SB** — 1 (3x, 9/24/14 at Det.) ... **HITTING STREAK** — 21 games (7/6-8/1/14)
- GAME-ENDING HOME RUNS** — 1 (4/25/14 vs. T.B.) ... **GRAND SLAMS** — 2 (last 4/18/15 at Det.)
- MULTIHOME GAMES** — 6 (last 9/4/16 at Min.) ... **PINCH-HIT HOME RUNS** — NONE
- INSIDE-THE-PARK HOME RUNS** — NONE ... **LEADOFF HOME RUNS** — NONE

### ALL-STAR GAME RECORD

YEAR	CLUB	AVG	G	AB	R	H	TB	2B	3B	HR	RBI	SH	SF	HB	BB	SO	SB	CS	OBP	SLG	E
2014	A.L., Minnesota	.000	1	1	0	0	0	0	0	0	0	0	0	0	0	0	0	0	.000	.000	0

### WORLD BASEBALL CLASSIC RECORD

YEAR	CLUB	AVG	G	AB	R	H	TB	2B	3B	HR	RBI	SH	SF	HB	BB	SO	SB	CS	OBP	SLG	E
2013	Cuba	.360	6	25	6	9	19	1	0	3	9	0	0	0	0	5	1	0	.385	.760	0





# SPENCER ADAMS

# 77

**RIGHT-HANDED PITCHER**
**NON-ROSTER INVITEE**
**Given Name:** Spencer Tate Adams

**Bats:** Right      **Throws:** Right

**Height:** 6-3      **Weight:** 190

**Opening Day Age:** 20 (April 13, 1996)

**Birthplace/Residence:** Gainesville, Ga./Lanark, Fla.

**First Pro Contract:** White Sox.

**Sox Acquisition:** Selected in second round, June 2014 First-Year Player Draft.

**Major League Service:** None.

**Contract Status:** Signed through 2017.

## 2017 SEASON

- Enters the season rated by *Baseball America* as the No. 9 Prospect and possessing the Best Control in the White Sox organization ... also is rated by MLB.com as the Sox No. 7 Prospect.

## 2016 SEASON

- Went a combined 10-12 with 3.98 ERA (72 ER/163.0 IP) and 100 strikeouts over 27 starts between Class A Winston-Salem and Class AA Birmingham.
- Ranked second in White Sox organization in wins, third in IP and 10th in ERA.
- Threw a complete-game shutout on 6/5 vs. Wilmington, allowing eight hits with two strikeouts over 9.0 IP.
- Earned Carolina League Pitcher of the Week honors for the period of 6/13-19, allowing just three hits over 8.0 scoreless IP in his lone start during that span.
- Was on the Winston Salem disabled list from 7/7-15 with a sprained right ankle.
- Was promoted to Birmingham on 7/21 ... went 1-1 with a 2.29 ERA (5 ER/19.2 IP) and 12 strikeouts over his final three starts of the season ... threw 7.0 scoreless IP on 8/29 at Tennessee.
- Entered the season rated by *Baseball America* as the No. 3 Prospect and Possessing the Best Control in the Sox system.

## 2015 SEASON

- Combined to go 12-5 with a 2.99 ERA (43 ER/129.1 IP) and 96 strikeouts over 24 starts between Class A Kannapolis and Winston-Salem.
- Ranked among Chicago's organizational leaders in wins (T3rd), strikeouts (8th), ERA (9th) and IP (10th).

- Went 10-1 with a 2.35 ERA (20 ER/76.2 IP) and 60 strikeouts over his last 13 starts, including a 6-0 mark and 2.09 ERA (11 ER/47.1 IP) in his last eight.
- Was rated by *Baseball America* following the season as the No. 16 Prospect and Possessing the Best Control in the South Atlantic League.
- Entered the season rated by *Baseball America* as the No. 3 Prospect in the White Sox organization.

## 2014 SEASON

- Made his professional debut with the Arizona Rookie League White Sox, appearing in 10 games (nine starts).
- Ranked fifth in the Arizona League in strikeouts (59) ... registered a 14.8 strikeout-to-walk ratio (59 SO/4 BB).
- Was rated by *Baseball America* as the No. 5 Prospect in the AZL following the season ... also tabbed by the same publication as the Best Athlete among White Sox draft picks and making the Best Pro Debut among high school draft picks.
- Was ranked as the No. 27 prospect overall in the draft by MLB.com.
- Was recommended/signed by Kevin Burrell.

## MISCELLANEOUS/PERSONAL

- Single ... Twitter: @adamswc12.
- Is a 2014 graduate of White County High School in Cleveland, Ga. ... lettered in baseball, basketball and football.
- Went 4-2 with a 0.72 ERA and 90 strikeouts in his senior season ... earned All-Region honors three times.

## CAREER PLAYING RECORD

YEAR	CLUB	W-L	PCT	ERA	G	GS	CG	SHO	SV	IP	H	R	ER	HR	HB	BB-I	SO	WP	BK	AVG
2014	AZL White Sox	3-3	.500	3.67	10	9	0	0	0	41.2	49	22	17	4	0	4-0	59	5	1	.282
2015	Kannapolis	9-5	.643	3.24	19	19	1	0	0	100.0	111	49	36	7	1	11-0	73	7	0	.275
	Winston-Salem	3-0	1.000	2.15	5	5	0	0	0	29.1	31	9	7	1	1	7-0	23	1	1	.267
2016	Winston-Salem	8-7	.533	4.01	18	18	1	1	0	107.2	120	50	48	7	3	21-0	74	1	0	.275
	Birmingham	2-5	.286	3.90	9	9	0	0	0	55.1	59	29	24	2	1	10-0	26	4	0	.274
<b>MINOR TOTALS</b>		<b>25-20</b>	<b>.556</b>	<b>3.56</b>	<b>61</b>	<b>60</b>	<b>2</b>	<b>1</b>	<b>0</b>	<b>334.0</b>	<b>370</b>	<b>159</b>	<b>132</b>	<b>21</b>	<b>6</b>	<b>53-0</b>	<b>255</b>	<b>18</b>	<b>2</b>	<b>.275</b>

## CAREER TRANSACTIONS

- Selected by the White Sox in the second round of the First-Year Player Draft (6/14).
- On Class A Winston-Salem disabled list with a sprained right ankle (7/7-15/16).

## 400 Club: Members Only

Paul Konerko (April 25, 2012 at Oakland) and Adam Dunn (August 18, 2012 at Kansas City) became the first teammates in baseball history to hit their 400th career homer in the same season (Elias). Konerko and Dunn became the fourth and fifth players, respectively, in White Sox history to hit a milestone homer of 400 or more with the club, joining Frank Thomas (400), Jim Thome (500) and Andruw Jones (400).



# TIM ANDERSON

# 7

## INFIELDER

**Given Name:** Timothy Devon Anderson

**Bats:** Right      **Throws:** Right

**Height:** 6-1      **Weight:** 185

**Opening Day Age:** 23 (June 23, 1993)

**Birthplace/Residence:** Tuscaloosa, Ala./Charlotte, N.C.

**First Pro Contract:** White Sox.

**Sox Acquisition:** Selected in the first round (17th overall), June 2013 First-Year Player Draft.

**Major League Service:** 115 days.

**Contract Status:** Signed through 2017.

### 2016 SEASON

■ **American League Rookie Leaders:** *T1st-3B (6); 2nd-R (57); T2nd-2B (22); T2nd-SB (10); 3rd-H (116); 3rd-TB (177); T3rd-XBH (37); 6th-G (99); 10th-HR (9); 10th-RBI (30).*

■ Appeared in 99 games in his rookie season with the White Sox ... started 97 games at shortstop.

■ Recorded 33 multihit games, tied with Jose Abreu (2014) for the seventh-most by a White Sox player in his first 99 career games ... his six triples tied for fifth in the AL.

■ Batted .326/.340/.457 with two homers and seven RBI vs. left-handers and .315/.333/.486 with five home runs and 20 RBI in 52 games at U.S. Cellular Field.

■ Led off 41 times (.279/.303/.419/4 HR/12 RBI) and hit in the No. 2 spot 48 times (.278/.296/.409/3 HR/14 RBI).

■ Compiled a .965 fielding percentage (14 E/400 TC) ... committed one error in the first half (28 games) and 13 after the break (71).

■ His contract was purchased from Class AAA Charlotte on 6/10 ... was the starting shortstop that night vs. Detroit and recorded his first major-league hit in his first at-bat, a double to left field in the third inning ... also scored his first run.

■ Hit .333 (24-72) with five doubles, three home runs, nine RBI and 12 runs scored over 16 games from 6/23-7/10 after being moved into the No. 1 spot in the lineup on 6/13.

■ Registered his first career multihit game (two doubles) on 6/14 vs. Detroit ... recorded his first three-hit game, including his first triple and three runs scored, on 6/15 vs. Detroit.

■ Hit his first career home run on 6/23 at Boston, a leadoff shot off Clay Buchholz that landed in the parking lot behind the Green Monster ... became the first White Sox to lead off the first with his first career homer since Thad Bosley on 5/29/78 vs. Oakland (STATS LLC).

■ Hit safely in seven consecutive games from 6/23-30, batting .394 (13-33) with two doubles, two home runs, four RBI, seven runs scored and five multihit efforts.

■ Homered in consecutive games for the first time in his career on 6/25-26 vs. Toronto ... recorded his first multiRBI game on 6/29 vs. Minnesota.

■ Recorded his fourth straight multihit effort and matched his season high with three hits on 6/30 vs. Minnesota ... connected on a game-tying, two-run homer on 7/4 vs. the Yankees.

■ Hit his fifth home run of the season on 7/18 at Seattle, a solo shot in the first inning ... registered his third three-hit game on 7/30 at Minnesota.

■ Hit safely in a season-high 11 straight games from 8/6-18, going 13-41 (.317) with four doubles, two home runs, five RBI, five walks, nine runs scored and a .944 OPS.

■ Connected on a go-ahead, RBI single in the 11th inning on 8/10 at Kansas City ... extended his hitting streak to 10 games with a two-run home run in the third inning on 8/17 at Cleveland ... matched his season high with three hits on 8/25 vs. Seattle.

■ Left the game on 9/1 at Minnesota after being hit by a Melky Cabrera line drive in the first inning.

■ Snapped an 11-11 tie with a game-winning, two-run double in the top of the 12th on 9/4 at Minnesota.

■ Hit safely in each of his last six games, going 11-26 (.423) with three doubles, two triples, two homers and five RBI.

■ Hit his eighth home run, drove in a career-high three and fell a triple shy of the cycle on 9/27 vs. Tampa Bay ... recorded three hits, including a home run, and drove in two runs on 9/30 vs. Minnesota (fell a double shy of the cycle).

■ Appeared in 55 games with Charlotte ... at the time of his promotion to the White Sox, led the International League in hits (75) and multihit games (25), ranked second in runs scored (39), fifth in total bases (101) and 10th in average (.304).

■ Hit .346 (45-129) with five doubles, two triples, three home runs, 13 RBI, 24 runs scored and eight walks in May.

■ Recorded four hits on 4/25 at Toledo and 5/12 at Norfolk ... registered four straight multihit efforts from 5/10-13, 5/16-19 and 5/22-26 ... homered in three consecutive games from 5/12-14.

■ Entered the season rated by *Baseball America* as the No. 1 Prospect, Best Hitter for Average and Best Athlete in the White Sox organization ... also was tabbed by MLB.com as the No. 1 Prospect in the Sox system and No. 38 overall in baseball.

■ Attended a rookie symposium in Washington D.C. in January hosted by Major League Baseball and the MLBPA.



FRONT OFFICE

FIELD STAFF

PLAYERS

OPPONENTS

2016 REVIEW

HISTORY

RECORDS

MINOR LEAGUES

MEDIA/MISC.

## 2015 SEASON

- Led the Southern League in hits (160), runs scored (79) and stolen bases (49), ranked third in average (.312) and tied for third in triples (12) and total bases (220) at Class AA Birmingham.
- Was selected to the SL mid and postseason All-Star teams ... also was named Best Utility Man and Best Hustler.
- Batted .339 (42-124) vs. left-handers and .303 (118-389) vs. righties ... hit .328 (80-244) with an .831 OPS on the road.
- Recorded a .300-plus average in five of six months, including a season-best .336 (40-119) in August.
- Stole three bases in a game three times and recorded seven games with two stolen bases.
- Hit safely in eight straight games from 4/12-21, going 14-37 (.378) with eight RBI (four multihit efforts).
- Hit for the cycle on 5/9 at Montgomery, going 4-6 with three RBI ... went 5-6 with two doubles on 5/16 at Mobile.
- Recorded five straight multihit efforts from 7/17-21 (.500, 10-20) ... posted a 10-game hitting streak from 8/6-17, going 17-39 (.436) with two doubles and one triple.
- Entered the season rated by *Baseball America* as the Sox No. 2 prospect ... also tabbed by the publication as the Best Hitter for Average and Best Athlete in the organization.

## 2014 SEASON

- Combined to hit .301 (104-345) with 21 doubles, seven triples, nine home runs, 40 RBI, 57 runs and 10 steals in 83 games between Class A Winston-Salem, AZL Sox and Birmingham.
- Was rated by *Baseball America* following the season as the No. 8 Prospect in the Carolina League.
- Began the season with Winston-Salem, where he was named a CL mid-season All-Star.
- Was on the disabled list from 4/29-5/11 with right shoulder tendinitis and from 6/29-8/21 with a fractured right wrist.
- Batted .320 (62-194) with 12 doubles, three triples, four home runs, 17 RBI and 21 multihit efforts over his last 46 games with the Dash.

- Was promoted to Birmingham on 8/22, where he hit safely in eight of his 10 games ... went 3-3 with a double in his Barons debut on 8/22 at Mississippi and 4-6 with a double and three RBI on 8/23 at Mississippi.
- Entered the season ranked by *Baseball America* as the No. 3 Prospect in the White Sox organization.

## 2013 SEASON

- Made his professional debut with Class A Kannapolis.
- Tied for fourth among Sox minor-leaguers with five triples and ranked sixth with 24 stolen bases.
- Posted a .284 (19-67) average with RISP and a .333 (9-27) mark with RISP/two outs.
- Batted .360 (18-50) with two doubles, two triples and 13 runs scored during a 13-game hitting streak from 8/19-9/1.
- Was recommended/signed by Warren Hughes.

## COMMUNITY INVOLVEMENT

- In 2016, presented the Player of the Month Award to the White Sox Amateur City Elite (ACE) winner and participated in a fan experience at the Bulls/Sox Academy.

## MISCELLANEOUS/PERSONAL

- Married Briia ... has one daughter: Peyton.
- Twitter: @TimAnderson7.
- Attended East Central Community College in Decatur, Miss., where he led the nation with a .495 average and ranked second with 41 stolen bases as a sophomore in 2013 ... was named a First-Team NJCAA Division II All-American.
- Signed a letter of intent to play baseball at the University of Alabama-Birmingham prior to being drafted by the White Sox.
- Graduated in 2011 from Hillcrest High School in Tuscaloosa, Ala. ... did not play baseball until his junior year ... led the basketball team to the state title as a senior.

## CAREER PLAYING RECORD

YEAR	CLUB	AVG	G	AB	R	H	TB	2B	3B	HR	RBI	SH	SF	HB	BB	SO	SB	CS	OBP	SLG	E
2013	Kannapolis	.277	68	267	45	74	97	10	5	1	21	2	2	7	23	78	24	4	.348	.363	19
2014	Winston-Salem	.297	68	286	48	85	135	18	7	6	31	0	2	5	7	68	10	3	.323	.472	31
	AZL White Sox	.200	5	15	2	3	9	0	0	2	2	0	0	0	2	5	0	1	.294	.600	0
	Birmingham	.364	10	44	7	16	22	3	0	1	7	1	0	0	0	9	0	1	.364	.500	3
2015	Birmingham	.312	125	513	79	160	220	21	12	5	46	4	2	7	24	114	49	13	.350	.429	25
2016	Charlotte	.304	55	247	39	75	101	10	2	4	20	1	0	0	8	58	11	4	.325	.409	10
	WHITE SOX	.283	99	410	57	116	177	22	6	9	30	6	1	1	13	117	10	2	.306	.432	14
<b>MINOR TOTALS</b>		<b>.301</b>	<b>332</b>	<b>1374</b>	<b>220</b>	<b>414</b>	<b>585</b>	<b>62</b>	<b>26</b>	<b>19</b>	<b>127</b>	<b>8</b>	<b>6</b>	<b>19</b>	<b>64</b>	<b>332</b>	<b>94</b>	<b>26</b>	<b>.340</b>	<b>.426</b>	<b>88</b>
<b>MLB TOTALS</b>		<b>.283</b>	<b>99</b>	<b>410</b>	<b>57</b>	<b>116</b>	<b>177</b>	<b>22</b>	<b>6</b>	<b>9</b>	<b>30</b>	<b>6</b>	<b>1</b>	<b>1</b>	<b>13</b>	<b>117</b>	<b>10</b>	<b>2</b>	<b>.306</b>	<b>.432</b>	<b>14</b>

## CAREER TRANSACTIONS

- Selected by the White Sox in the first round (17th overall) of the First-Year Player Draft (6/13).
- On Class A Winston-Salem disabled list with right shoulder tendinitis (4/29-5/11/14).
- On Class A Winston-Salem disabled list with a right wrist fracture (6/29-8/21/14); included a rehabilitation assignment to the Arizona League White Sox (8/15-22/14).
- On Class AA Birmingham disabled list with a strained left shoulder (9/4-11/15).

## CAREER FIELDING STATISTICS

POSITION	PCT	G	GS	TC	PO	A	E	DP
Shortstop	.965	98	97	400	142	244	14	50

## CAREER GAME BESTS AND HOME RUN INFORMATION

**HITS** — 3 (9x, last 9/30/16 vs. Min.) ... **HR** — 1 (9x, last 9/30/16 vs. Min.) ... **RBI** — 3 (9/27/16 vs. T.B.)  
**RUNS** — 3 (6/15/1 vs. Det.) ... **SB** — 1 (10x, last 9/12/16 vs. Cle.) ... **HITTING STREAK** — 11 games (8/6-18/16)  
**GAME-ENDING HOME RUNS** — NONE ... **GRAND SLAMS** — NONE ... **MULTIHOMER GAMES** — NONE  
**PINCH-HIT HOMERS** — NONE ... **INSIDE-THE-PARK HOMERS** — NONE ... **LEADOFF HOME RUNS** — 1 (6/21/16 at Bos.)



# CODY ASCHE

# 25

**OUTFIELDER****NON-ROSTER INVITEE****Given Name:** Cody James Asche (ASH-ee)**Bats:** Left **Throws:** Right**Height:** 6-1 **Weight:** 205**Opening Day Age:** 26 (June 30, 1990)**Birthplace/Residence:** St. Charles, Mo./Lincoln, Neb.**First Pro Contract:** Philadelphia Phillies, selected in the fourth round, June 2011 First-Year Player Draft.**Sox Acquisition:** Signed as a free agent, December 22, 2016.**Major League Service:** Three years, 45 days.**Contract Status:** Signed through 2017.

## 2016 SEASON

- Appeared in 71 games with the Phillies, including 54 starts in left field ... went 2-14 (.143) as a pinch hitter ... hit all four of his homers off right-handers.
- Hit .259/.317/.473 in the first half (35 games), compared to .153/.242/.188 after the break (36 games).
- Opened the season on the disabled list with a strained right oblique ... appeared in 15 combined games with Class A Clearwater, Class AA Reading and Class AAA Lehigh Valley on a rehab assignment ... was reinstated from the disabled list on 6/2.
- Went 3-4 with two doubles, a home run and two RBI on 6/15 vs. Toronto ... was optioned to Lehigh Valley on 8/12 and recalled on 9/10 for the remainder of the season.
- Combined to hit .248 (36-145) with eight doubles, eight homers, 19 RBI, 24 runs scored and 14 walks in 38 games between Clearwater, Reading and Lehigh Valley.
- Batted .302 (26-86) with six doubles, four homers, 11 RBI, 10 walks, 14 runs scored and a .512 slugging percentage with the Iron Pigs before joining the Phillies for the remainder of 2016.

## 2015 SEASON

- Established career highs in games (129), at-bats (425), hits (104), triples (3), home runs (12), extra-base hits (37) and total bases (168) with the Phillies.
- Made his second consecutive Opening Day roster and was the starting third baseman in the season opener ... started 61 games in left field and 51 at third base.
- Hit .301 (22-73) in 21 April games before being optioned to Lehigh Valley on 5/12 to work on becoming an outfielder ... was recalled on 5/29 for the remainder of the season.
- Hit a home run into McCovey Cove on 7/11 at San Francisco, the first Philadelphia player to accomplish the feat.
- Recorded pinch-hit homers on 8/20 at Miami and 9/12 vs. the Cubs ... connected on his second career game-ending home run on 9/12 vs. Cubs, exactly one year after his first ... registered his first multihomer effort on 9/22 at the Marlins

## 2014 SEASON

- Spent most of the season with Philadelphia and made his first Opening Day roster ... started 105 games at third base.
- Scored four runs on 3/31 at Texas, the most on Opening Day by a Phillies player since Nap Lajoie in 1900 and first in the majors since Albert Pujols in 2010.
- Hit his first career grand slam on 5/6 vs. Toronto ... also established career highs in hits (4) and RBI (4).
- Was on the disabled list from 5/23-6/20 with a strained left hamstring ... appeared in five injury rehab games with Lakewood and Lehigh Valley.
- Connected on a game-tying home run on 8/15 at San Francisco ... hit his first career game-ending homer on 9/12 vs. Miami off Dan Jennings.

## 2013 SEASON

- Spent most of the season with Lehigh Valley but made his debut with the Phillies in July ... his contract purchased on 7/30 and made his major-league debut that night as a pinch hitter at San Francisco.
- Went 1-17 (.059) to start his major-league career before batting .333 (28-84) with six doubles, four homers and 18 RBI over his next 24 games.
- Recorded a bunt single off Sergio Romo on 8/1 vs. the Giants for his first career hit ... drove in his first run with a RBI groundout on 8/2 vs. Atlanta ... hit his first home run on 8/8 vs. the Cubs (off Eduardo Sanchez).
- Hit .148 (9-61) over his final 20 games of the season.
- Was named to the International League mid and postseason All-Star teams with the IronPigs.
- Compiled a 12-game hitting streak from 6/4-16, batting .340 (16-47) with three doubles, one triple, two homers and four RBI.
- Posted a 27-game errorless streak from 6/1-29 ... recorded five hits on 7/10 vs. Pawtucket, tying a franchise record.
- Hit .424 (14-33) with three doubles, five homers and 12 RBI over eight games before joining the Phillies.
- At the time his contract was purchased, ranked second in the IL in hits (119), third in total bases (196), fourth in RBI (68) and sixth in extra-base hits (43).

## 2012 SEASON

- Combined to hit .324 (168-518) with 33 doubles, six triples, 12 home runs, 72 RBI, 73 runs scored and a .481 slugging percentage over 130 games between Clearwater and Reading.
- Led Phillies farmhands in average and hits ... was named to the Florida State League midseason All-Star team.
- Posted a 15-game hitting streak from 4/29-5/15 ... raised his average from .294 to .362.
- Was named Phillies Minor League Player of the Month for May after hitting .363 with eight doubles, two triples, two homers and 15 RBI over 27 games ... earned FSL Player of the Week honors for 5/7-13.
- Was promoted to Reading on 6/23 for the remainder of 2012 ... hit .369 (45-122) with 17 doubles, five home runs and 26 RBI in 31 August games ... earned Eastern League Player of the Week honors for 8/13-19.
- Hit .429 (6-14) in four EL playoff games.
- Played for Peoria in the Arizona Fall League and led the AFL in doubles ... was named to the AFL Top Prospects Team.
- Following the season, was named by *Baseball America* as the No. 7 Prospect in the Phillies system.

## 2011 SEASON

- Made his professional debut with Class A Williamsport, appearing in 68 games.
- Was recommended/signed by David Seifert.

FRONT OFFICE  
FIELD STAFF  
PLAYERS  
OPPONENTS  
2016 REVIEW  
HISTORY  
RECORDS  
MINOR LEAGUES  
MEDIA/MISC.

### COMMUNITY INVOLVEMENT

- He and his wife, Angela, helped raise over \$415,000 by participating in the Greater Philadelphia Walk to Defeat ALS in 2015 ... they also designed a "Together We Fight" T-shirt to benefit The Greater Philadelphia Chapter of the ALS Association.
- Led the Phillies Front Office ALS Ice Bucket Challenge in August 2015.

### MISCELLANEOUS/PERSONAL

- Married Angela ... Twitter: @cody\_smasche.
- Attended the University of Nebraska from 2008-11 ... hit .327 with 12 home runs and 56 RBI during his junior season in 2011 ... led the Big 12 in homers and ranked second in RBI ... was named a second-team All-American.
- Majored in economics and was named to the Big 12 Conference Commissioner's Honor Roll.
- Is a 2008 graduate of Fort Zumwalt West (Mo.) High School.

### CAREER PLAYING RECORD

YEAR	CLUB	AVG	G	AB	R	H	TB	2B	3B	HR	RBI	SH	SF	HB	BB	SO	SB	CS	OBP	SLG	E
2011	Williamsport	.192	68	239	14	46	63	11	0	2	19	1	1	3	24	50	0	3	.273	.264	15
2012	Clearwater	.349	62	255	31	89	114	13	3	2	25	0	2	1	12	37	10	2	.378	.447	7
	Reading	.300	68	263	42	79	135	20	3	10	47	0	1	3	22	56	1	1	.360	.513	11
2013	Lehigh Valley	.295	104	404	52	119	196	24	4	15	68	0	4	3	35	95	11	3	.352	.485	11
	PHILADELPHIA	.235	50	162	18	38	63	8	1	5	22	0	1	1	15	43	1	0	.302	.389	5
2014	PHILADELPHIA	.252	121	397	43	100	155	25	0	10	46	3	1	0	33	102	0	1	.309	.390	16
	Lakewood	.429	3	7	3	3	10	1	0	2	5	0	0	0	3	2	1	0	.600	1.429	1
	Lehigh Valley	.833	2	6	3	5	9	1	0	1	4	0	0	1	1	0	0	0	.875	1.500	0
2015	PHILADELPHIA	.245	129	425	41	104	168	22	3	12	39	0	1	4	26	111	1	2	.294	.395	10
	Lehigh Valley	.295	15	61	7	18	24	3	0	1	3	0	0	0	6	9	0	0	.358	.393	1
2016	Clearwater	.167	5	18	2	3	6	0	0	1	2	0	0	0	1	6	0	0	.211	.333	0
	Reading	.125	4	16	2	2	0	0	0	1	2	0	0	0	2	6	0	0	.222	.313	0
	Lehigh Valley	.279	29	111	20	31	57	8	0	6	15	0	0	1	11	26	1	0	.350	.514	2
	PHILADELPHIA	.213	71	197	22	42	69	15	0	4	18	0	1	2	18	54	3	1	.284	.350	1
<b>MINOR TOTALS</b>		<b>.286</b>	<b>360</b>	<b>1380</b>	<b>176</b>	<b>395</b>	<b>619</b>	<b>81</b>	<b>10</b>	<b>41</b>	<b>190</b>	<b>1</b>	<b>8</b>	<b>12</b>	<b>117</b>	<b>287</b>	<b>24</b>	<b>9</b>	<b>.345</b>	<b>.449</b>	<b>33</b>
<b>MLB TOTALS</b>		<b>.240</b>	<b>371</b>	<b>1181</b>	<b>124</b>	<b>284</b>	<b>455</b>	<b>70</b>	<b>4</b>	<b>31</b>	<b>125</b>	<b>3</b>	<b>4</b>	<b>7</b>	<b>92</b>	<b>310</b>	<b>5</b>	<b>4</b>	<b>.298</b>	<b>.385</b>	<b>32</b>

### CAREER TRANSACTIONS

- Selected by Philadelphia in the fourth round of the First-Year Player Draft (6/11).
- On Philadelphia disabled list with a strained left hamstring (5/23-6/20/14); included rehab assignment to Class A Lakewood (6/13-15/14) and Class AA Lehigh Valley (6/17-19/14).
- On Philadelphia disabled list with a strained right oblique (3/25-6/2/16); included rehab assignment to Class A Clearwater (5/13-21/16), Class AA Reading (5/22-26/16) and Class AAA Lehigh Valley (5/27-6/1/16).
- Signed by the White Sox as a free agent (12/22/16).

### CAREER FIELDING STATISTICS

POSITION	PCT	G	GS	TC	PO	A	E	DP	POSITION	PCT	G	GS	TC	PO	A	E	DP
Third Base	.946	207	200	533	114	390	29	34	Left Field	.956	120	115	220	211	6	3	1

### CAREER GAME BESTS AND HOME RUN INFORMATION

- HITS** — 4 (5/6/14 vs. Tor.) ... **HR** — 2 (9/22/15 at Mia.) ... **RBI** — 4 (5/6/14 vs. Tor.)
- RUNS** — 4 (3/31/14 at Tex.) ... **SB** — 1 (5x, last 6/13/16 at Tor.) ... **HITTING STREAK** — 10 games (7/5-18/14)
- GAME-ENDING HR** — 2 (last 9/12/15 vs. Cubs) ... **GRAND SLAMS** — 1 (5/6/14 vs. Tor.) ... **MULTIHR GAMES** — 1 (9/22/15 at Mia.)
- PINCH-HIT HOMERS** — 1 (9/12/15 vs. Cubs) ... **INSIDE-THE-PARK HOMERS** — NONE ... **LEADOFF HOME RUNS** — NONE





# CHRIS BECK

# 54

## RIGHT-HANDED PITCHER

**Given Name:** Christopher Michael Beck  
**Bats:** Right      **Throws:** Right  
**Height:** 6-3      **Weight:** 230  
**Opening Day Age:** 26 (September 4, 1990)  
**Birthplace/Residence:** Commerce, Ga./Buford, Ga.  
**First Pro Contract:** White Sox.  
**Sox Acquisition:** Selected in second round, June 2012 First-Year Player Draft.  
**Major League Service:** 74 days.  
**Contract Status:** Signed through 2017.

### 2016 SEASON

- Split the season between the White Sox and Class AAA Charlotte ... made 25 relief appearances with the Sox, including 13 from 9/1 through the end of the season.
- Limited first batters faced to a .182 average (4-22) ... did not allow any of his nine inherited runners to score ... 17 of his outings were 1.0-plus IP.
- Was recalled from Charlotte on 6/21, replacing RHP Zach Putnam (disabled list) in the White Sox bullpen ... made his season debut on 6/23 at Boston, allowing one run on one hit and two walks over 1.0 IP.
- Made his first career appearance at U.S. Cellular Field on 6/25 vs. Toronto, working 1.2 scoreless IP with two strikeouts.
- Was optioned back to Charlotte on 7/10 and recalled on 8/12, replacing Miguel Gonzalez on the roster ... earned his first major-league win on 8/13 at Miami (1.1 perfect IP).
- Surrendered a game-winning, three-run home run to Justin Upton in the 11th inning on 9/5 vs. Detroit ... worked 1.1 scoreless IP for his second win on 9/7 vs. Detroit.
- Suffered the loss and a blown save on 9/10 vs. Kansas City, allowing three runs over 0.1 IP ... worked 1.0 scoreless IP in each of his final three appearances from 9/27-10/2.
- Appeared in 22 games (seven starts) with Charlotte ... was 3-2 with a 4.54 ERA (19 ER/37.2 IP) as a starter and 2-2 with a 3.77 mark (12 ER/28.2 IP) and 28 strikeouts in relief.
- All seven of his starts were within his first eight outings.
- Limited left-handers to a .208 average (20-96) and one homer, compared to a .343 mark (57-166) with four homers vs. righties.
- Posted a 2.50 ERA (10 ER/36.0 IP) in 12 road appearances (four starts), compared to a 6.23 mark (21 ER/30.1 IP) and five home runs allowed in 10 games (three starts) at BB&T Ballpark.
- Earned his first win on 4/20 vs. Norfolk (2 ER/6.0 IP) ... won back-to-back starts from 5/7-12 (1 ER/13.0 IP).
- Made his final start with the Knights on 5/17 vs. Rochester (L; 5 ER/3.0 IP) before pitching in relief for the rest of 2016.
- Made six straight scoreless appearances (10.2 IP) from 6/12-7/22, allowing seven hits with four walks and eight strikeouts.
- Entered the season ranked by MLB.com as the No. 10 Prospect in the White Sox organization.
- Attended a rookie symposium in January hosted by Major League Baseball and the MLBPA in Washington D.C.

### 2015 SEASON

- Was limited to 10 starts due to a right elbow injury.
- His contract was purchased from Charlotte on 5/9 and served as the 26th man for Game 2 of a doubleheader vs. Cincinnati ... did not pitch and was returned to the Knights after the game.
- Was recalled from Charlotte on 5/28 and made his major-league debut as the starter in Game 2 of a doubleheader at Baltimore ... suffered the loss, allowing five runs (four earned) on 10 hits with four walks and three strikeouts over 6.0 IP ... was optioned to Charlotte after the game.

- Went 3-0 with a 3.49 ERA (11 ER/28.1 IP) in five home starts and 0-2 with a 2.77 mark (8 ER/26.0 IP) in five road outings with the Knights ... limited left-handers to a .202 (18-89) average.
- Won three straight starts from 5/2-17 (3 ER/19.0 IP) and worked 7.0 IP in consecutive outings from 5/17-22.
- Was placed on the disabled list on 6/18 with right elbow inflammation and missed the remainder of the season ... underwent a right elbow ulnar nerve transposition on 11/3 in Chicago in a procedure performed by team physicians Dr. Mark Cohen and Dr. Charles Bush-Joseph.
- Entered the season cited by *Baseball America* as Possessing the Best Changeup in the White Sox organization.

### 2014 SEASON

- Combined to go 6-11 with a 3.54 ERA (59 ER/150.0 IP) in 27 starts between Class AA Birmingham and Charlotte.
- Ranked among the White Sox minor league leaders in shutouts (T1st, 1), ERA (4th) and IP (4th).
- Made 20 starts with Birmingham before being promoted to Charlotte on 6/26 ... was optioned back to the Barons on 6/27 and transferred back to Charlotte on 7/28.
- Went 3-5 with a 2.92 ERA (29 ER/89.1 IP) over his final 15 starts with the Barons.
- Recorded his second career shutout on 4/15-1 at Mobile (7.0 IP) ... made scoreless appearances on 5/11 vs. Pensacola (6.0 IP), 5/27 vs. Chattanooga (7.0) and 7/24 at Jacksonville (7.0).
- Allowed five runs in 4.2 IP in his first start with the Knights on 6/26 but posted a 1.57 ERA (4 ER/23.0 IP) over his next four.
- Was on the Charlotte disabled list from 8/22-30 with a strained right back.
- Entered the season rated by *Baseball America* as the No. 9 Prospect and Possessing the Best Changeup in the system.

### 2013 SEASON

- Combined to go 13-10 with a 3.07 ERA (50 ER/146.2 IP) over 26 starts between Class A Winston-Salem and Birmingham.
- Tied for the Carolina League lead in wins (11) and ranked fifth in ERA (3.11) ... ranked among the White Sox organizational leaders in wins (T1st), ERA (3rd) and IP (8th).
- Was named to the CL midseason All-Star Team ... won CL Pitcher of the Week honors for the period of 5/3-9.
- Began the season with Winston-Salem, posting a 1.45 ERA (5 ER/31.0 IP) over five starts in April.
- Went 4-0 with a 2.77 ERA (8 ER/26.0 IP) over four starts from 5/23-6/7, including a shutout on 6/7 vs. Wilmington ... was promoted to Birmingham on 8/6.
- Struck out a season-high eight batters on 8/25 at Pensacola (8.0 scoreless IP).
- Went 2-0 with a 0.82 ERA (1 ER/11.0 IP) in the Southern League playoffs, helping the Barons win their first championship since 2002.
- Entered the season ranked by *Baseball America* as the No. 10 Prospect in the White Sox organization.

## 2012 SEASON

- Made his pro debut with Advanced Rookie Great Falls.
- Went 3-1 with a 2.70 ERA (6 ER/20.0 IP) over seven home games (two starts), compared to 1-2 with a 6.64 ERA (15 ER/20.1 IP) in eight appearances (four starts) on the road ... posted a 4.18 ERA (11 ER/23.2 IP) as a starter (5.40 mark in relief).
- Ranked by *Baseball America* as Possessing the Best Fastball (along with Kyle Hansen) in the 2012 White Sox draft class.
- Was recommended/signed by Kevin Burrell.

## MISCELLANEOUS/PERSONAL

- Married Mimi ... Twitter: @WatchurBeck.
- Attended Georgia Southern University from 2010-12 ... went 9-5 with a 3.23 ERA as a sophomore and was named Most Outstanding Player of the Southern Conference Tournament.
- Was named a *Baseball America* preseason All-American entering his junior season.
- Was selected by Cleveland in the 35th round of the 2009 First-Year Player Draft, but did not sign.
- Is a 2009 graduate of Jefferson (Ga.) High School.

## CAREER PLAYING RECORD

YEAR	CLUB	W-L	PCT	ERA	G	GS	CG	SHO	SV	IP	H	R	ER	HR	HB	BB-I	SO	WP	BK	AVG
2012	Great Falls	4-3	.571	4.69	15	6	0	0	0	40.1	51	27	21	3	0	12-0	36	3	1	.319
2013	Winston-Salem	#11-8	.579	3.11	21	21	1	1	0	118.2	117	51	41	11	4	42-0	57	3	0	.262
	Birmingham	2-2	.500	2.89	5	5	0	0	0	28.0	26	10	9	0	2	3-0	22	0	0	.250
2014	Birmingham	5-8	.385	3.39	20	20	1	1	0	116.2	116	50	44	7	5	31-1	57	4	0	.258
	Charlotte	1-3	.250	4.05	7	7	0	0	0	33.1	36	16	15	1	2	13-0	28	1	1	.265
2015	Charlotte	3-2	.600	3.15	10	10	0	0	0	54.1	50	20	19	3	2	14-0	40	3	0	.239
	WHITE SOX	0-1	.000	6.00	1	1	0	0	0	6.0	10	5	4	0	0	4-0	3	0	0	.385
2016	Charlotte	5-4	.556	4.21	22	7	0	0	0	66.1	77	32	31	5	3	25-4	50	1	1	.294
	WHITE SOX	2-2	.500	6.39	25	0	0	0	0	25.1	31	18	18	3	2	17-1	20	0	0	.301
<b>MINOR TOTALS</b>		<b>31-30</b>	<b>.508</b>	<b>3.54</b>	<b>100</b>	<b>76</b>	<b>2</b>	<b>2</b>	<b>0</b>	<b>457.2</b>	<b>473</b>	<b>206</b>	<b>180</b>	<b>30</b>	<b>18</b>	<b>140-5</b>	<b>290</b>	<b>15</b>	<b>3</b>	<b>.268</b>
<b>MLB TOTALS</b>		<b>2-3</b>	<b>.400</b>	<b>6.32</b>	<b>26</b>	<b>1</b>	<b>0</b>	<b>0</b>	<b>0</b>	<b>31.1</b>	<b>41</b>	<b>23</b>	<b>22</b>	<b>3</b>	<b>2</b>	<b>21-1</b>	<b>23</b>	<b>0</b>	<b>0</b>	<b>.318</b>

#Tied For League Lead

## CAREER TRANSACTIONS

- Selected by the White Sox in the second round of the First-Year Player Draft (6/12).
- On Class AAA Charlotte disabled list with a strained right back (8/22-31/14).
- On Class AAA Charlotte disabled list with right elbow inflammation (6/18/15-remainder of season).
- On Class AAA Charlotte disabled list with a bruised right elbow (5/18-27/16).

## CAREER FIELDING STATISTICS

POSITION	PCT	G	GS	TC	PO	A	E	DP
Pitcher	1.000	26	1	3	1	2	0	0


## CAREER GAME BESTS (RELIEVER)

**STRIKEOUTS** — 3 (10/2/16 vs. Min.; 1.0 IP) ... **INNINGS PITCHED** — 2.0 (2x, last 9/18/16 at K.C.)  
**WINNING STREAK** — NONE ... **CONSECUTIVE SCORELESS IP** — 3.0 (9/27-10/2/16)



Members of the White Sox and AC Milan professional soccer club pose prior to the Sox-Cubs game on July 26, 2016.





# PETER BOURJOS

# 44

**OUTFIELDER****NON-ROSTER INVITEE****Given Name:** Peter Christopher Bourjos**Bats:** Right      **Throws:** Right**Height:** 6-1      **Weight:** 185**Opening Day Age:** 30 (March 31, 1987)**Birthplace/Residence:** Park Ridge, Ill./Scottsdale, Ariz.**First Pro Contract:** Los Angeles Angels, selected in the 10th round, June 2005  
First-Year Player Draft.**Sox Acquisition:** Signed as a free agent, January 30, 2017.**Major League Service:** Six years, 62 days.**Contract Status:** Signed through 2017.

## 2016 SEASON

- Appeared in 123 games in his first season with Philadelphia ... started 97 games (92 in right field and five in center).
- Tied for eighth in the National League with seven triples ... his .995 fielding percentage (1 E/188 TC) was the sixth-best among qualifying NL outfielders.
- Reached base via an error seven times, tied for the fourth-most in the NL.
- Batted .301 (46-153) with nine doubles, three triples, four homers, 15 RBI and 19 runs scored over his final 46 road games.
- Recorded a game-ending, infield single on 4/20 vs. the Mets.
- Went 34-76 (.447) with two doubles, three triples and three home runs over 24 games from 6/12-7/7, raising his average from .192 to .278.
- Reached base safely in 22 consecutive games from 6/17-7/16, batting .378/.427/.622 with five doubles, three triples, three homers and eight RBI.
- Registered a career-high 14-game hitting streak from 6/21-7/5, hitting .463 (25-54) with a 1.268 OPS.
- Was on the disabled list from 7/27-8/11 with a sprained right shoulder ... appeared in five rehab games with Class AAA Lehigh Valley.
- Was claimed off waivers from the Cardinals on 12/2.

## 2015 SEASON

- Appeared in 117 games in his second season with St. Louis, hitting a career-low .200 (39-195).
- Ranked 10th among major-league centerfielders with a .992 fielding percentage (1 E/127 TC) ... minimum 90 games.
- Hit .311 (14-45) over his first 25 games but just .167 (25-150) over his final 92 ... recorded two hits in 39 at-bats from 7/21-10/4.
- Connected on his first homer of the season on 5/16 vs. Detroit ... registered his only multiRBI game on 6/9 at Colorado ... hit his first career pinch home run on 8/25 at Arizona.

## 2014 SEASON

- Appeared in 119 games in his first season with St. Louis ... made 65 starts in center field.
- His five triples tied for the team lead, and his nine stolen bases ranked second.
- Went 3-13 (.231) with three walks as a pinch hitter ... recorded 11 infield hits, including three bunt hits.
- Batted .301 (25-83) with four RBI vs. left-handers, compared to .235 (64-272) vs. right-handers.
- Hit a go-ahead home run on 6/3 vs. Kansas City, a game-tying shot on 7/20 vs. the Dodgers (Clayton Kershaw) and a game-ending single on 9/3 vs. Pittsburgh (1-0 win).
- Appeared in five postseason games, going 0-2 ... played in three contests during the NLDS vs. the Dodgers and two in the NLCS vs. San Francisco.
- Underwent surgery for a right hip impingement on 10/21.

## 2013 SEASON

- Was limited by injuries to 55 games with the Angels ... was on the disabled list from 4/30-6/9 with a left hamstring strain, 6/30-8/15 with a right wrist fracture and 9/4 through the remainder of the season following surgery on his right wrist.
- Hit his first career leadoff homer on 4/15 at Minnesota ... recorded a 10-game hitting streak from 4/19-28 (.447, 17-38), including consecutive three-hit efforts from 4/19-20 ... drove in at least one run in four consecutive games from 4/15-20.
- Recorded five multihit efforts over a six-game span from 6/15-20 ... went 3-4 with a solo homer on 6/20 vs. Seattle.
- Hit .370 (17-46) in June, the highest monthly mark of his career (minimum 50 plate appearances).
- Was traded by the Angels with outfielder Randal Grichuk to St. Louis in exchange for infielder David Freese and right-handed pitcher Fernando Salas on 11/22.

## 2012 SEASON

- Appeared in 101 games, including 48 starts, with the Angels ... committed one error in 167 total chances (.994 fielding pct.).
- Scored seven runs after entering the game as a pinch runner, the second-most in MLB behind Munenori Kawasaki (eight).
- Made his second consecutive Opening Day start in center field on 4/6 vs. Kansas City ... hit his first career inside-the-park home run on 4/11 at Minnesota (off Carl Pavano), the first Angels player to accomplish the feat since Gary Matthews Jr. in 2007.
- Homered in consecutive games on 6/24 vs. the Dodgers and 6/26 at Baltimore.
- Was on the disabled list from 8/19-9/2 with right wrist inflammation, including seven games with Class AAA Salt Lake on a rehab assignment.

## 2011 SEASON

- Appeared in 147 games in his first full major-league season.
- Became the first player in Angels history to record at least 25 doubles, 10 triples, 10 home runs and 20 stolen bases in a single season ... Curtis Granderson of the Yankees was the only other player to reach those numbers in 2011.
- His 11 triples tied for the American League lead and were the most by an Angel since Chone Figgins (17) in 2004.
- Ranked second in the major leagues with 17 bunt hits and fourth in the AL with 36 infield hits.
- Was 4-5 with a double, homer and three RBI on 4/19 at Texas ... notched two triples on 4/26 vs. Oakland.
- Was on the disabled list from 7/8-22 with right hamstring tightness ... recorded four hits on 6/27 vs. Washington and three over three straight games from 8/19-21.
- Recorded his first career game-ending hit (RBI single) on 8/23 vs. the White Sox ... drove in a run in three straight games from 9/25-27.

FRONT OFFICE

FIELD STAFF

PLAYERS

OPPONENTS

2016 REVIEW

HISTORY

RECORDS

MINOR LEAGUES

MEDIAMISC.

FRONT OFFICE  
 FIELD STAFF  
 PLAYERS  
 OPPONENTS  
 2016 REVIEW  
 HISTORY  
 RECORDS  
 MINOR LEAGUES  
 MEDIA/MISC.

### 2010 SEASON

- Spent most of the season with Salt Lake, but made his debut with the Angels in August.
- Tied for the sixth in the AL with outfield assists despite appearing in just 51 games ... his 10 assists from 8/3 through the end of the season led all major-league outfielders ... eight of his 10 assists came in his first 26 starts.
- Threw out more baserunners than 18 of the 29 other major-league teams in just 51 games.
- Was recalled by the Angels on 8/3 and made his major-league debut that night at Baltimore ... recorded his first career hit on 8/4 at the Orioles, an infield single off Brian Matusz.
- Hit his first home run on 8/21 at Minnesota, a two-run shot off Kevin Slowey, and drove in four runs.
- Was named the Pacific Coast League Rookie of the Year after hitting .314 (130-414) with 12 triples, 13 home runs, 52 RBI, 85 runs scored and 27 stolen bases with Salt Lake.
- Was rated by *Baseball America* as the Most Exciting Player, Best and Fastest Baserunner and Best Defensive Outfielder in the PCL.
- Played for Escogido of the Dominican Winter League.

### 2009 SEASON

- Spent the entire season with Class AA Arkansas ... led the Texas League in triples (14) and ranked fifth in stolen bases (32).
- Was named a TL All-Star and the Defensive Player of the Year in the Angels organization.
- Was rated by *Baseball America* as the Most Exciting Player and Best Defensive Outfielder in the Texas League.

### 2008 SEASON

- Led the California League in stolen bases (50), ranked second in triples (10), fifth in hits (150) and seventh in outfield assists (11) at Class A Rancho Cucamonga.
- Was rated by *Baseball America* as the Best Baserunner, Most Exciting Player and Best Defensive Outfielder in the CL.

### 2007 SEASON

- Spent most of the season with Class A Cedar Rapids ... also appeared in four games with the Arizona Rookie League Angels.
- Led Cedar Rapids with six triples despite playing just half the season.
- Was on the disabled list from 5/7-7/23 with a left hand injury.

### 2006 SEASON

- Made his professional debut with Rookie Orem.
- Ranked third in the Pioneer League with seven triples.
- Was recommended/signed by John Gracio.

### MISCELLANEOUS/PERSONAL

- Married Ashley-Grace ... has two children: son Maxton and daughter Charley.
- Graduated in 2005 from Notre Dame High School in Scottsdale, Ariz. ... signed a letter of intent to play baseball at Grand Canyon (Ariz.) University before signing with the Angels.
- Father, Chris, is a scout for the San Diego Padres.

### CAREER PLAYING RECORD

YEAR	CLUB	AVG	G	AB	R	H	TB	2B	3B	HR	RBI	SH	SF	HB	BB	SO	SB	CS	OBP	SLG	E
2006	Orem	.292	65	250	42	73	118	16	7	5	28	5	0	2	22	67	13	5	.354	.472	3
2007	AZL Angels	.313	4	16	3	5	7	0	1	0	2	0	0	1	2	0	0	0	.353	.438	0
	Cedar Rapids	.274	63	237	37	65	101	9	6	5	29	4	5	4	20	53	19	9	.335	.426	2
2008	Rancho Cucamonga	.295	121	509	83	150	226	29	10	9	51	5	5	7	19	96	50	10	.326	.444	6
2009	Arkansas	.281	110	437	72	123	185	16	14	6	51	10	5	3	49	77	32	12	.354	.423	1
2010	Salt Lake	.314	102	414	85	130	206	13	12	13	52	4	3	10	24	78	27	5	.364	.498	2
	LOS ANGELES-AL	.204	51	181	19	37	69	6	4	6	15	3	1	2	6	40	10	3	.237	.381	1
2011	LOS ANGELES-AL	.271	147	502	72	136	220	26	11	12	43	7	1	10	32	124	22	9	.327	.438	4
	Salt Lake	.310	7	29	4	9	16	1	3	0	0	0	3	6	0	0	0	0	.375	.552	0
2012	LOS ANGELES-AL	.220	101	168	27	37	53	7	0	3	19	6	3	3	15	44	3	1	.291	.315	1
	Inland Empire	.273	3	11	3	3	8	0	1	1	2	0	0	0	2	0	0	0	.273	.727	0
2013	Salt Lake	.208	12	48	13	10	20	4	0	2	7	0	1	2	4	19	0	0	.291	.417	0
	LOS ANGELES-AL	.274	55	175	26	48	66	3	3	3	12	4	1	6	10	43	6	0	.333	.377	1
2014	ST. LOUIS	.231	119	264	32	61	92	9	5	4	24	5	1	4	20	78	9	3	.294	.348	2
2015	ST. LOUIS	.200	117	195	32	39	65	8	3	4	13	4	1	6	19	59	5	8	.290	.333	1
2016	Lehigh Valley	.278	5	18	2	5	8	0	0	1	2	0	0	0	1	5	0	0	.316	.444	0
	PHILADELPHIA	.251	123	355	40	89	138	20	7	5	23	6	1	4	17	91	6	4	.292	.389	1
<b>MINOR TOTALS</b>		<b>.291</b>	<b>492</b>	<b>1969</b>	<b>344</b>	<b>573</b>	<b>895</b>	<b>88</b>	<b>54</b>	<b>42</b>	<b>227</b>	<b>28</b>	<b>19</b>	<b>28</b>	<b>143</b>	<b>405</b>	<b>141</b>	<b>41</b>	<b>.345</b>	<b>.455</b>	<b>14</b>
<b>A.L. TOTALS</b>		<b>.251</b>	<b>354</b>	<b>1026</b>	<b>144</b>	<b>258</b>	<b>408</b>	<b>42</b>	<b>18</b>	<b>24</b>	<b>89</b>	<b>20</b>	<b>6</b>	<b>21</b>	<b>63</b>	<b>251</b>	<b>41</b>	<b>13</b>	<b>.306</b>	<b>.398</b>	<b>7</b>
<b>N.L. TOTALS</b>		<b>.232</b>	<b>359</b>	<b>814</b>	<b>104</b>	<b>189</b>	<b>295</b>	<b>37</b>	<b>13</b>	<b>13</b>	<b>60</b>	<b>15</b>	<b>3</b>	<b>14</b>	<b>56</b>	<b>228</b>	<b>20</b>	<b>15</b>	<b>.292</b>	<b>.362</b>	<b>4</b>
<b>MLB TOTALS</b>		<b>.243</b>	<b>713</b>	<b>1840</b>	<b>248</b>	<b>447</b>	<b>703</b>	<b>79</b>	<b>33</b>	<b>37</b>	<b>149</b>	<b>35</b>	<b>9</b>	<b>35</b>	<b>119</b>	<b>479</b>	<b>61</b>	<b>28</b>	<b>.300</b>	<b>.382</b>	<b>11</b>

### CAREER TRANSACTIONS

- Selected by Los Angeles-AL in the 10th round of the First-Year Player Draft (6/05).
- On Class A Cedar Rapids disabled list with a injured left hand (5/17-7/23/07); included a rehab assignment to the AZL Angels (7/16-23/07).
- On Class A Rancho Cucamonga disabled list with right elbow impingement (6/6-16/08).
- On Class AA Arkansas disabled list with a sprained left wrist (6/6-24/09).
- On Los Angeles-AL disabled list with right hamstring tightness (7/8-23/11).
- On Los Angeles-AL disabled list with right wrist inflammation (8/19-9/3/12); included a rehab assignment to Class AAA Salt Lake (8/27-9/3/12).
- On Los Angeles-AL disabled list with a strained left hamstring (4/30-6/10/13) included rehab assignments to Class A Inland Empire (6/3-5/13) and Class AAA Salt Lake (6/6-10/13).
- On Los Angeles-AL disabled list with a fractured right wrist (6/30-8/16/13); included a rehab assignment to Class AAA Salt Lake (8/8-16/13).
- On Los Angeles-AL disabled list after undergoing right wrist surgery (9/16/13-remainder of season).
- Traded by Los Angeles-AL with OF Randal Grichuk to St. Louis in exchange for INF David Freese and RHP Fernando Salas (11/22/13)
- On St. Louis paternity list (4/21-24/14).
- Claimed by Philadelphia off waivers from St. Louis (12/12/15).
- On Philadelphia disabled list with sprained right shoulder (7/27-8/12/16) included a rehab assignment to Class AAA Lehigh Valley (8/6-12/16).
- Signed by the White Sox as a free agent (1/30/17).

### CAREER FIELDING STATISTICS

POSITION	PCT	G	GS	TC	PO	A	E	DP	POSITION	PCT	G	GS	TC	PO	A	E	DP
Center Field	.991	548	391	1148	1116	22	19	3	Right Field	.995	115	92	188	185	2	1	0

### CAREER GAME BESTS AND HOME RUN INFORMATION

**HITS** — 4 (2x, last 6/27/11 vs. Was.) ... **HR** — 1 (37x, last 9/8/16 at Was.) ... **RBI** — 4 (8/21/10 at Min.)

**RUNS** — 4 (5/5/11 vs. Det.) ... **SB** — 2 (5x, last 7/20/14 vs. LAD) ... **HITTING STREAK** — 14 games (6/21-7/5/16)

**GAME-ENDING HOME RUNS** — NONE ... **GRAND SLAMS** — NONE

**MULTIHOME GAMES** — NONE ... **PINCH-HIT HOMERS** — 1 (8/25/15 at Ariz.)

**INSIDE-THE-PARK HOMERS** — 1 (4/11/12 at Min.) ... **LEADOFF HOME RUNS** — 1 (4/15/13 at Min.)

### DIVISION SERIES RECORD

YEAR	CLUB	AVG	G	AB	R	H	TB	2B	3B	HR	RBI	SH	SF	HB	BB	SO	SB	CS	OBP	SLG	E
2014	St.L. vs. LAD	.000	3	1	0	0	0	0	0	0	0	0	0	0	0	1	0	0	.000	.000	0

### LEAGUE CHAMPIONSHIP RECORD

YEAR	CLUB	AVG	G	AB	R	H	TB	2B	3B	HR	RBI	SH	SF	HB	BB	SO	SB	CS	OBP	SLG	E
2014	St.L. vs. S.F.	.000	2	1	0	0	0	0	0	0	0	0	0	0	0	0	0	0	.000	.000	0



# AARON BUMMER

# 81

**LEFT-HANDED PITCHER**

**NON-ROSTER INVITEE**

**Given Name:** Aaron James Bummer

**Bats:** Left      **Throws:** Left

**Height:** 6-3

**Weight:** 200

**Opening Day Age:** 23 (September 21, 1993)

**Birthplace/Residence:** Valencia, Calif.

**First Pro Contract:** White Sox.

**Sox Acquisition:** Selected in the 19th round, June 2014 First-Year Player Draft.

**Major League Service:** None.

**Contract Status:** Signed through 2017.

### 2016 SEASON

- Went a combined 1-2 with a 4.86 ERA (9 ER/16.2 IP) and 18 strikeouts over 15 appearances between the Arizona Rookie League White Sox, Advanced Rookie Great Falls and Class A Winston-Salem in an injury-shortened season.
- Allowed one run or no runs in 13 of 15 appearances, including nine scoreless outings ... did not allow a home run all season.
- Limited right-handed batters to a .204 (10-49) average, compared to a .353 (6-17) mark vs. lefties.
- Began the season on Great Falls disabled list while recovering from left elbow surgery ... made four rehab appearances with the AZL White Sox from 7/7-17 ... was reinstated from the disabled list on 7/19.

### 2015 SEASON

- Missed the entire season after undergoing season-ending surgery on 4/7 to remove loose bodies in his left forearm.

### 2014 SEASON

- Did not allow an earned run in 12 of his 16 appearances in his first professional season at Advanced Rookie Great Falls.
- Posted a 0.90 ERA (1 ER/10.0 IP) in eight games at home.
- Held lefties to a .214 (6-28) average.
- Converted his only save opportunity on 7/10 vs. Ogden, tossing a perfect ninth inning.
- Was recommended/signed by J.J. Lally.

### MISCELLANEOUS/PERSONAL

- Single ... Twitter: @bummin\_it18.
- Attended the University of Nebraska, where he went 11-6 with a 3.06 ERA, one save and 110 strikeouts over 51 career appearances (23 starts) ... earned Academic All-Big Ten honors in 2013 and 2014 ... was on the Nebraska Scholar-Athlete Honor Roll in Fall of 2011 and 2013 and Spring of 2012 and 2013.
- Graduated in 2010 from Sunrise Mountain High School in Peoria, Ariz.

### CAREER PLAYING RECORD

YEAR	CLUB	W-L	PCT	ERA	G	GS	CG	SHO	SV	IP	H	R	ER	HR	HB	BB-I	SO	WP	BK	AVG	
2014	Great Falls	0-0	.000	2.45	16	0	0	0	1	22.0	18	7	6	1	2	6-0	28	3	0	.222	
2015	DID NOT PLAY DUE TO INJURY																				
2016	AZL White Sox	0-0	.000	12.27	4	0	0	0	0	3.2	5	5	5	0	0	2-0	6	1	0	.313	
	Great Falls	1-1	.500	3.38	7	0	0	0	0	8.0	7	3	3	0	0	4-0	11	1	0	.233	
	Winston-Salem	0-1	.000	1.80	4	0	0	0	0	5.0	4	2	1	0	0	1-0	1	2	0	.200	
<b>MINOR TOTALS</b>		<b>1-2</b>	<b>.333</b>	<b>3.49</b>	<b>31</b>	<b>0</b>	<b>0</b>	<b>0</b>	<b>1</b>	<b>38.2</b>	<b>34</b>	<b>17</b>	<b>15</b>	<b>1</b>	<b>2</b>	<b>13-0</b>	<b>46</b>	<b>7</b>	<b>0</b>	<b>.231</b>	

### CAREER TRANSACTIONS

- Selected by the White Sox in the 19th round of the First-Year Player Draft (6/14).
- On Advanced Rookie Great Falls disabled list recovering from surgery on his left forearm (6/18/15-remainder of season).
- On Advanced Rookie Great Falls DL recovering from left elbow surgery (6/17-7/19/16); include rehab assignment to the AZL Sox (7/7-19/16).



# ZACK BURDI

# 76

**RIGHT-HANDED PITCHER**
**NON-ROSTER INVITEE**
**Given Name:** Zachary Michael Burdi

**Bats:** Right      **Throws:** Right

**Height:** 6-3      **Weight:** 210

**Opening Day Age:** 22 (March 9, 1995)

**Birthplace/Residence:** Downers Grove, Ill.

**First Pro Contract:** White Sox.

**Sox Acquisition:** Selected in the first round (26th overall), June 2016  
First-Year Player Draft.

**Major League Service:** None.

**Contract Status:** Signed through 2017.

## 2017 SEASON

- Enters the season ranked by *Baseball America* as the No. 6 Prospect and possessing the Best Slider in the White Sox organization ... is rated by MLB.com as the No. 8 Prospect in the Sox system.

## 2016 SEASON

- Combined to go 1-0 with a 3.32 ERA (14 ER/38.0 IP) and 51 strikeouts in 26 relief appearances over four stops in the White Sox system ... averaged 12.1 strikeouts per 9.0 IP and held opponents to a .174 (23-132) average.

- Threw 2.0 IP in 12 of his 26 outings and struck out five batters on four occasions ... 18 of his 26 appearances were scoreless and did not allow a hit in 12 of the 26.

- Made his professional debut with the Arizona League White Sox on 6/22 ... was promoted to Class A Winston-Salem on 6/24, Class AA Birmingham on 7/5 and Class AAA Charlotte on 8/11.

- Posted a 7.11 ERA (10 ER/12.2 IP) over his first 11 games from 6/22-7/20 ... rebounded to make 11 consecutive scoreless appearances from 7/23-8/23, allowing just five hits with 29 strikeouts over 18.1 IP.

- Threw 9.1 scoreless IP over his final six outings with Birmingham and 9.0 scoreless IP over his first five with Charlotte.

- Threw 2.0 scoreless IP over four consecutive outings from 8/13-23, earning his first professional victory on 8/13 at Durham, striking out five batters on 8/16 vs. Gwinnett (first save) and 8/20 vs. Buffalo and four on 8/23 vs. Durham.

- Among players from the White Sox draft class, was cited by *Baseball America* as possessing the Best Fastball, Closest To the Majors and Most Intriguing Background.

- Was recommended/signed by Phil Gulley.

## MISCELLANEOUS/PERSONAL

- Single ... Twitter: @drukbkaz15\_U.

- Attended the University of Louisville, where he went 8-4 with a 2.44 ERA (19 ER/69.2 IP), 20 saves and 83 strikeouts in 60 relief appearances over three seasons (2014-16) ... was named First Team All-ACC in 2015-16.

- Went 1-3 with a 3.30 ERA (11 ER/30.0 IP), 11 saves and 47 strikeouts over 27 appearances as a junior in 2016, where he helped the Cardinals go 50-14 and reach the NCAA Super Regionals ... averaged 14.1 strikeouts per 9.0 IP and limited opponents to a .167 (17-102) average.

- Graduated in 2013 from Downers Grove South (Ill.) High School ... his brother, Nick, was selected by the Minnesota Twins in the second round of the 2014 draft ... pitched for Chatham in the Cape Cod League in 2014-15.



## CAREER PLAYING RECORD

YEAR	CLUB	W-L	PCT	ERA	G	GS	CG	SHO	SV	IP	H	R	ER	HR	HB	BB-I	SO	WP	BK	AVG
2016	AZL White Sox	0-0	.000	0.00	1	0	0	0	0	1.0	1	0	0	0	0	0-0	1	0	0	.250
	Winston-Salem	0-0	.000	5.40	4	0	0	0	0	5.0	6	3	3	1	0	0-0	4	0	0	.316
	Birmingham	0-0	.000	3.94	12	0	0	0	0	16.0	7	8	7	2	1	9-0	24	1	0	.132
	Charlotte	1-0	1.000	2.25	9	0	0	0	1	16.0	9	5	4	0	0	11-1	22	1	0	.161
<b>MINOR TOTALS</b>		<b>1-0</b>	<b>1.000</b>	<b>3.32</b>	<b>26</b>	<b>0</b>	<b>0</b>	<b>0</b>	<b>1</b>	<b>38.0</b>	<b>23</b>	<b>16</b>	<b>14</b>	<b>3</b>	<b>1</b>	<b>20-1</b>	<b>51</b>	<b>2</b>	<b>0</b>	<b>.174</b>

## CAREER TRANSACTIONS

— Selected by the White Sox in the first round (26th overall) of the First-Year Player Draft (6/9/16).

## White Sox Among The Top 100 Prospects

The White Sox enter the 2017 with six players, five of whom were acquired in offseason trades, ranked by MLB Pipeline.com among its Top 100 Prospects, tied for the third-highest total in baseball. INF Yoan Moncada is ranked No. 1 overall, RHP Lucas Giolito is No. 3, RHP Michael Kopech is No. 30, RHP Reynaldo Lopez is No. 38, RHP Carson Fulmer is No. 58 and C Zack Collins is No. 80. Giolito (No. 1), Kopech (No. 6) and Lopez (No. 9) are ranked by the same site among the Top 10 right-handed pitching prospects in baseball.



# EVERTH CABRERA

# 39

**INFIELDER****NON-ROSTER INVITEE****Given Name:** Everth Cabrera**Bats:** Switch**Throws:** Right**Height:** 5-10**Weight:** 195**Opening Day Age:** 30 (November 17, 1986)**Birthplace/Residence:** Nandaime, Nicaragua/Jinotepe, Nicaragua**First Pro Contract:** Colorado Rockies, signed as a free agent, June 11, 2004.**Sox Acquisition:** Signed as a free agent, January 7, 2017.**Major League Service:** Five years, 42 days.**Contract Status:** Signed through 2017.

## 2016 SEASON

- Played professionally in his native Nicaragua.

## 2015 SEASON

- Appeared in 29 games with Baltimore after signing as a free agent on 2/25.
- Was on the disabled list from 5/7-21 with a left foot contusion ... made six rehab starts with Class AAA Norfolk.
- Was designated for assignment by the Orioles on 6/5 and granted his unconditional release on 6/15 ... was signed by San Francisco to a minor-league contract on 7/15.
- Combined to hit .230 (31-135) with four doubles, nine RBI, 20 runs scored and seven stolen bases in 23 games between Norfolk in the Orioles system and Class AAA Sacramento and the Arizona Rookie League Giants in the Giants organization.
- Was on Sacramento disabled list from 7/15-22, including a rehab assignment with the AZL Giants.
- Was released by San Francisco on 9/1.

## 2014 SEASON

- Spent his sixth season with San Diego, leading the team with 18 stolen bases.
- Batted .261 (62-238) in 58 games in the leadoff spot.
- Hit safely in a season-high nine straight games from 4/8-17, batting .358 (14-38) during that span ... set a career high with three doubles on 4/8 at Cleveland
- Was on the disabled list from 7/1-28 with a strained left hamstring ... appeared in seven rehab games with Class AAA El Paso.
- Hit a game-ending single in the 10th inning on 8/3 vs. Atlanta ... was placed on the disabled list on 8/12 (retro to 8/10) with a left hamstring strain and missed the remainder of the season.

## 2013 SEASON

- Ranked fifth in the National League with 37 steals ... set career highs in average (.283), hits (108) and home runs (4) and tied a career high in RBI (31, also 2009).
- Was named to his first NL All-Star Team, becoming the third Nicaraguan-born player (first position player) to receive the honor ... joined pitchers Dennis Martinez (1990-93, '95) and Vicente Padilla (2002).
- Was the fourth shortstop in Padres history to be named an All-Star, joining Ozzie Smith (1981), Garry Templeton (1985) and Tony Fernandez (1992).
- Started the first 69 games of the season at shortstop, the third-longest streak in San Diego history behind Smith (110 in 1981) and Fernandez (73 in 1991).
- Collected a career-high tying four hits on 4/13 vs. Colorado, 5/15 at Baltimore and 8/2 vs. New York-AL.
- Recorded his 100th career stolen base in his 344th career game on 5/25 at Arizona, the second-fastest Padre to 100 steals in terms of games played behind Alan Wiggins (228).

- Compiled a career-high, 10-game hitting streak from 5/31-6/9, hitting .458 (22-48) ... recorded steals in five straight games from 5/15-19 and 6/2-6.
- Collected his 30th stolen base on 6/12 vs. Atlanta (team's 66th game), becoming the second-fastest player in club single-season history to reach 30 (Wiggins in 1984, 59 games).
- Was on the disabled list from 6/17-7/4 with a strained left hamstring ... included two rehab starts at Class A Fort Wayne.
- Was suspended for 50 games on 8/5 after violating the MLB Joint Drug Prevention and Treatment Program and missed the remainder of the season.

## 2012 SEASON

- Led the NL with 44 stolen bases, becoming the first Padres player to lead the league in that category ... his 44 steals ranked third in the major leagues and his 91.7 stolen-base percentage (44-48) ranked fourth.
- Began the season with Class AAA Tucson before being recalled by San Diego on 5/17.
- Was successful on his first 24 stolen base attempts to start the season, setting a franchise record ... was caught stealing on 8/25, his club-record streak of 28 consecutive steals dating back to 2010 ended on 8/25 at Arizona.
- Stole home on 7/14 at Los Angeles-NL to tie the game in the ninth inning (the game-winning run would score on the same play due to an error) ... became the first Padre to record a straight steal of home since Chris Denorfia on 7/25/11 at Philadelphia.
- According to Elias, it was the first time a major-league team won a regular season game in which either the tying or go-ahead run scored on a steal of home in the ninth or later since 8/22/82 when St. Louis catcher Glenn Brummer stole home in the 12th to give the Cardinals a 5-4 victory over San Francisco.
- Hit the 20th inside-the-park home run in San Diego history on 6/8 at Milwaukee ... it was the first by a Padre since Chris Denorfia on 8/5/10 at the Dodgers.
- Recorded a career-high four steals on 9/30 vs. San Francisco, the most in a single game by a Padre since Damian Jackson stole a franchise record-tying five on 6/28/99 vs. Colorado.

## 2011 SEASON

- Spent the majority of the season with Tucson while making two starts at shortstop with the Padres.
- Batted .305 (58-190) against right-handers and .268 (15-56) vs. lefties.
- Fell a triple shy of the cycle on 4/17 vs. Salt Lake.
- Was on Tucson's disabled list from 5/2-6/18 with a fractured hamate bone in his right hand and from 8/7-remainder of the season with a left shoulder subluxation.

FRONT OFFICE

FIELD STAFF

PLAYERS

OPPONENTS

2016 REVIEW

HISTORY

RECORDS

MINOR LEAGUES

MEDIAMISC.

### 2010 SEASON

- Appeared in just 76 games due to injuries in his second season with San Diego.
- Was the Padres Opening Day shortstop, his first career Opening Day start ... made 55 starts: 50 at shortstop and five at second base.
- Was on the disabled list from 4/30-5/14 with a strained right hamstring, including three rehab games with Class A Lake Elsinore.
- Appeared in eight games before landing back on the disabled list on 5/28 with the same injury ... made three rehab starts with Class AAA Portland before being reinstated on 6/25.
- Made his first major-league appearance at second base on 8/7 at Arizona.
- Was optioned to Portland on 8/21 ... appeared in five games with the Beavers before being recalled on 8/28.

### 2009 SEASON

- Spent his first season with San Diego after being selected by the Padres from Colorado in the Rule 5 draft on 12/11/08.
- Tied for ninth in the NL with 25 stolen bases, the most by a Padre since Dave Roberts (49) and Mike Cameron (25) in 2006.
- Ranked among the NL rookie leaders in stolen bases (2nd) and stolen base percentage (2nd, 75.8).
- Made his major-league debut on 4/8 vs. the Dodgers, recording his first career hit (double off Cory Wade).
- Fractured the hook of the hamate bone in his left hand on 4/19 ... was placed on the disabled list the next day and underwent surgery on 4/21 at Scripps Clinic in Carmel Valley ... was reinstated on 6/19.
- Connected on his first career home run on 7/27 at Cincinnati (off Homer Bailey).
- Recorded a game-ending grand slam on 8/7 vs. New York-NL (off Francisco Rodriguez) ... became the fourth Padre and first San Diego rookie to hit a walkoff grand slam.
- Hit a combined .360 (18-50) over 14 rehab games between Lake Elsinore and Portland from 6/2-17.

### 2008 SEASON

- Led the entire minor leagues with 73 stolen bases with Class A Asheville.
- Was named to the South Atlantic League mid and postseason All-Star teams ... received High Single-A All-Star honors by *Baseball America*.
- Batted .363 (53-146) with runners on base, .361 (30-83) with RISP and .455 (5-11) with the bases loaded.
- Posted a .371 (39-105) average in April, including a 13-game hitting streak from 4/17-30 (.424; 25-59).
- Stole 21 bases in 28 games in May.

### 2007 SEASON

- Batted a combined .297 (49-165) with eight doubles, four triples, one home run, 25 RBI, 32 runs scored and 13 stolen bases in 46 games between Class A Tri-City and Class A Modesto in the Colorado organization.
- Ranked second on the Dust Devils with a .432 on-base percentage and third in average (.300) and steals (12).
- Missed the last month of the season after being placed on the disabled list on 8/3 with a left ankle sprain.

### 2006 SEASON

- Spent the entire season with Advanced Rookie Casper.
- Hit .292 (45-154) after going 2-31 (.065) in his first eight games of the season.
- Posted a .977 fielding percentage (6 E/262 TC), appearing in 51 games at second base.

### 2005 SEASON

- Led the Dominican Summer League Rockies in runs scored (51), doubles (16), walks (39) and stolen bases (43) in his second professional season.

### 2004 SEASON

- Made his professional debut with the DSL Rockies after signing as a free agent on 6/11.

### MISCELLANEOUS/PERSONAL

- Married: Connie ... has three children: Everth, Elian and Erika ... Twitter: @CabreraEverth.
- Attended the Instituto Autonoma Jose Estrada.
- Was named the Professional Athlete of the Year in Nicaragua in 2009 and 2012.

## All Over The Map

Ten countries will be represented at White Sox spring training in 2017. In addition to the United States and the Netherlands (head trainer Herm Schneider), the following countries will be represented:

- CANADA:** INF Brett Lawrie
- CUBA:** INF José Abreu and INF Yoan Moncada
- COLOMBIA:** LHP José Quintana
- DOMINICAN REPUBLIC:** INF Leury García, OF Willy García, OF Rymer Liriano, RHP Reynaldo López, OF Melky Cabrera, RHP Juan Minaya and RHP Michael Ynoa
- MEXICO:** RHP Miguel González
- NICARAGUA:** INF Everth Cabrera
- PUERTO RICO:** C Roberto Peña, C Geovany Soto and LHP Giovanni Soto
- VENEZUELA:** C Alfredo González, OF Avisail García, C Omar Narváez and INF Carlos Sánchez

### CAREER PLAYING RECORD

YEAR	CLUB	AVG	G	AB	R	H	TB	2B	3B	HR	RBI	SH	SF	HB	BB	SO	SB	CS	OBP	SLG	E
2004	DSL Rockies	.200	50	170	23	34	44	2	4	0	11	9	0	2	20	41	8	10	.292	.259	—
2005	DSL Rockies	.309	69	249	51	77	102	16	3	1	23	5	1	7	39	44	43	16	.416	.410	—
2006	Casper Rockies	.254	54	185	30	47	55	4	2	0	14	3	1	2	37	45	18	7	.382	.297	6
2007	Modesto	.267	4	15	3	4	6	0	1	0	2	1	0	2	2	7	1	0	.421	.400	0
	Tri-City	.300	42	150	29	45	62	8	3	1	23	1	0	8	27	24	12	5	.432	.413	7
2008	Asheville	.284	121	479	80	136	191	25	6	6	38	10	2	8	51	101	73	16	.361	.399	26
2009	Lake Elsinore	.391	7	23	7	9	12	1	1	0	4	0	0	5	2	4	3	.500	.522	2	
	Portland	.333	7	27	5	9	11	2	0	0	0	0	1	1	6	1	0	.379	.407	1	
	SAN DIEGO	.255	103	377	59	96	136	18	8	2	31	8	2	5	46	88	25	8	.342	.361	23
2010	Lake Elsinore	.300	3	10	1	3	3	0	0	0	1	0	0	0	2	4	1	0	.417	.300	0
	Portland	.258	8	31	7	8	9	1	0	0	3	0	0	6	13	3	0	.378	.290	1	
	SAN DIEGO	.208	76	212	22	44	59	6	3	1	22	8	0	2	19	54	10	6	.279	.278	7
2011	SAN DIEGO	.125	2	8	1	1	1	0	0	0	0	0	0	1	3	2	0	.222	.125	0	
	Tucson	.297	58	246	52	73	99	12	4	2	15	2	1	0	29	40	29	8	.370	.402	14
2012	Tucson	.333	34	144	27	48	59	9	1	0	15	2	0	1	12	28	15	0	.389	.410	5
	SAN DIEGO	.246	115	398	49	98	129	19	3	2	24	5	0	3	43	110	44	4	.324	.324	16
2013	Fort Wayne	.000	2	7	1	0	0	0	0	0	0	0	0	1	5	0	0	.125	.000	0	
	SAN DIEGO	.283	95	381	54	108	145	15	5	4	31	10	1	2	41	69	37	12	.355	.381	6
2014	El Paso	.350	7	20	4	7	8	1	0	0	1	0	0	4	3	1	0	.458	.400	2	
	SAN DIEGO	.232	90	357	36	83	107	13	1	3	20	9	4	1	20	86	18	8	.272	.300	13
2015	AZL Giants	.333	2	3	3	1	1	0	0	0	1	0	0	3	1	0	1	.667	.333	0	
	Sacramento	.231	27	108	14	25	28	3	0	7	1	0	1	9	16	7	2	.297	.259	7	
	Norfolk	.208	6	24	3	5	6	1	0	0	1	0	0	1	7	0	0	.240	.250	0	
	BALTIMORE	.208	29	96	7	20	22	2	0	0	4	1	2	1	5	22	2	0	.250	.229	3
<b>MINOR TOTALS</b>		<b>.281</b>	<b>501</b>	<b>1891</b>	<b>340</b>	<b>531</b>	<b>696</b>	<b>85</b>	<b>25</b>	<b>10</b>	<b>159</b>	<b>34</b>	<b>5</b>	<b>32</b>	<b>249</b>	<b>387</b>	<b>216</b>	<b>68</b>	<b>.373</b>	<b>.368</b>	<b>71</b>
<b>A.L. TOTALS</b>		<b>.208</b>	<b>29</b>	<b>96</b>	<b>7</b>	<b>20</b>	<b>22</b>	<b>2</b>	<b>0</b>	<b>0</b>	<b>4</b>	<b>1</b>	<b>2</b>	<b>1</b>	<b>5</b>	<b>22</b>	<b>2</b>	<b>0</b>	<b>.250</b>	<b>.229</b>	<b>3</b>
<b>N.L. TOTALS</b>		<b>.248</b>	<b>481</b>	<b>1733</b>	<b>221</b>	<b>430</b>	<b>577</b>	<b>71</b>	<b>20</b>	<b>12</b>	<b>128</b>	<b>40</b>	<b>7</b>	<b>13</b>	<b>170</b>	<b>410</b>	<b>136</b>	<b>38</b>	<b>.319</b>	<b>.333</b>	<b>65</b>
<b>MLB TOTALS</b>		<b>.246</b>	<b>510</b>	<b>1829</b>	<b>228</b>	<b>450</b>	<b>599</b>	<b>73</b>	<b>20</b>	<b>12</b>	<b>132</b>	<b>41</b>	<b>9</b>	<b>14</b>	<b>175</b>	<b>432</b>	<b>138</b>	<b>38</b>	<b>.315</b>	<b>.328</b>	<b>68</b>

### CAREER TRANSACTIONS

- Signed by Colorado as a free agent (6/11/04).
- On Class A Tri-City disabled list with a sprained left ankle (8/3-9/14/07).
- Selected by San Diego from Colorado in the Rule 5 draft (12/11/08).
- On San Diego disabled list with a fractured left hand (4/20-8/19/09); included rehab assignments to Class A Lake Elsinore (6/2-11/09) and Class AAA Portland (6/11-19/09).
- On San Diego disabled list with a strained right hamstring (4/27-5/14/10); included a rehab assignment to Class A Lake Elsinore (5/10-14/10).
- On San Diego disabled list with a strained right hamstring (5/24-6/25/10); included a rehab assignment to Class AAA Portland (6/21-25/10).
- On Class AAA Tucson disabled list with a fractured right wrist (5/2-6/18/11).
- On Class AAA Tucson disabled list with a left shoulder subluxation (8/5/11-remainder of season).
- On San Diego disabled list with a strained left hamstring (6/7-7/5/13); included a rehab assignment to Class A Fort Wayne (7/2-5/13).
- On MLB suspension list (8/5-9/30/13).
- On San Diego disabled list with a strained left hamstring (7/1-29/14); included a rehab assignment to Class AAA El Paso (7/21-29/14).
- On San Diego disabled list with a strained left hamstring (8/10/14-remainder of season).
- Signed by Baltimore as a free agent (2/25/15).
- On Baltimore disabled list with a left foot contusion (5/7-21/15); included a rehab assignment to Class AAA Norfolk (5/15-21/15).
- Released by Baltimore (6/13/15).
- Signed by San Francisco as a free agent (7/15/15).
- On Class AAA Sacramento disabled list with a right shin contusion (7/15-22/15); included a rehab assignment to the AZL Giants (7/19-22/15).
- Released by San Francisco (9/1/15).
- Signed by the White Sox as a free agent (1/17/17).

### CAREER FIELDING STATISTICS

POSITION	PCT	G	GS	TC	PO	A	E	DP	POSITION	PCT	G	GS	TC	PO	A	E	DP
Shortstop	.967	488	468	2081	638	1375	68	245	Second Base	1.000	14	12	48	17	31	0	3
Third Base	1.000	1	0	2	0	2	0	0									

### CAREER GAME BESTS AND HOME RUN INFORMATION

**HITS** — 4 (6x, last 8/1/14 vs. Atl.) ... **HR** — 1 (12x, last 5/26/14 at Ariz.) ... **RBI** — 4 (4x, last 5/26/14 at Ariz.)  
**RUNS** — 3 (2x, last 5/10/14 vs. Mia.) ... **SB** — 4 (9/30/12 vs. S.F.) ... **HITTING STREAK** — 10 games (5/31-6/7/13)  
**GAME-ENDING HR** — 1 (8/7/09 vs. NYM) ... **GS** — 1 (8/7/09 vs. NYM) ... **MULTIHR GAMES** — NONE  
**PINCH-HIT HR** — NONE ... **INSIDE-THE-PARK HR** — 1 (6/8/12 at Mil.) ... **LEADOFF HR** — NONE

### ALL-STAR GAME RECORD

YEAR	CLUB	AVG	G	AB	R	H	TB	2B	3B	HR	RBI	SH	SF	HB	BB	SO	SB	CS	OBP	SLG	E	
2013	N.L., New York-NL																					

DID NOT PLAY



# MELKY CABRERA

# 53

## OUTFIELDER

**Given Name:** Melky Astacio Cabrera

**Bats:** Switch

**Throws:** Left

**Height:** 5-10

**Weight:** 210

**Opening Day Age:** 32 (August 11, 1984)

**Birthplace/Residence:** Bajos De Haina, Dominican Republic

**First Pro Contract:** New York Yankees, signed as a free agent, November 13, 2001.

**Sox Acquisition:** Signed as a free agent, December 16, 2014.

**Major League Service:** 10 years, 148 days.

**Contract Status:** Signed through 2017.

### 2016 SEASON

■ **American League Leaders:** *T3rd-2B (42); T5th-Multihit Games (56); T5th-OF Assists (12); T10th-3B (5).*

■ Appeared in 151 games in his second season with Chicago ... led the White Sox in doubles and average (.296) and tied for the team lead in extra-base hits (61).

■ His 47 walks were a career high, and his 175 hits, 42 doubles and 61 extra-base hits were the second-most of his career (highs in 2011) ... the 42 doubles were the most by a White Sox player since Magglio Ordonez (46) in 2003.

■ Batted .322/.352/.496 with three home runs vs. left-handers, compared to .289/.344/.445 with 11 homers vs. righties ... the .322 mark vs. LHP was the 12th-best in the AL.

■ Went 49-157 (.312) with RISP and 4-12 (.333) with the bases loaded ... was 3-11 (.273) with one RBI as the DH (four games).

■ Ranked fourth in the majors with a .366 average (34-93) in July ... his .404 on-base percentage in July was a season high.

■ Hit in the following lineup spots: 12 games at No. 2 (.308/.357/.481), 33 at No. 3 (.303/.358/.472), 39 at No. 4 (.263/.281/.441) and 45 at No. 5 (.314/.380/.438).

■ Recorded a game-winning, RBI single in the seventh inning on 4/9 vs. Cleveland ... registered five consecutive multihit efforts from 4/9-15, going 10-21 (.476).

■ Delivered a game-winning, RBI single in the ninth on 4/15 at Tampa Bay (Sox won, 1-0, on Chris Sale's shutout) ... hit his first homer on 4/21 vs. the Angels, a solo shot off Jered Weaver.

■ Registered his first four-hit game on 5/6 vs. Minnesota ... recorded his first multiple extra-base hit game, including a go-ahead, RBI double in the seventh, on 5/15 at the Yankees ... hit his third career grand slam on 5/27 at Kansas City.

■ Was placed on the Family Emergency Leave List on 6/4 and reinstated on 6/7 ... missed three games while on leave ... went 2-5 on 6/7 vs. Washington in his return to the lineup.

■ Recorded his 1,500th career hit on 6/13 vs. Detroit ... tied the game at 6-6 with a two-run homer off Koji Uehara in the eighth on 6/22 at Boston (four RBI total) ... hit his third homer in the span of six games on 6/24 vs. Toronto.

■ Recorded his third three-plus hit effort in a span of five contests on 6/26 vs. Toronto, going 3-4 with a RBI.

■ Left the game on 6/28 vs. Minnesota due to soreness in his right wrist ... was diagnosed with a sprained right wrist and missed five games from 6/29-7/3.

■ Snapped a 1-1 tie with a game-winning, solo home run in the seventh inning off Wade Miley on 7/19 at Seattle ... recorded his 13th career game-ending hit on 7/24 vs. Detroit, a single off Bruce Rondon in the ninth inning.

■ Registered four straight multihit efforts from 7/28-31, batting .556 (10-18) with four doubles and five RBI during that span.

■ Forced extra innings with a game-tying, RBI single in the ninth inning on 7/30 at Minnesota ... Sox won, 6-5, in 10 innings ... marked his second career game-tying hit in the ninth or later (also 5/24/09 vs. Philadelphia with the Yankees).

### MOST 2B BY SOX SINCE 2003

Player, Year	2B
Magglio Ordonez, 2003	46
Melky Cabrera, 2016	42
Jermaine Dye, 2008	41
Alexei Ramirez, 2013	39
Aaron Rowand, 2004	38

### MOST OF ASSISTS SINCE 2006 (ACTIVE)

Player	No.
Jeff Francoeur	122
Melky Cabrera	102
Nick Markakis	102
Hunter Pence	91
Adam Jones	90

### MLB 2B LEADERS, SEPT./OCT. 2016

Player, Club	2B
Jason Kipnis, CLE	12
Jose Ramirez, CLE	12
Melky Cabrera, SOX	11
Three Players Tied	10

### MOST GAMES WITH LH & RH HR (ACTIVE)

Player	No.
Carlos Beltran	12
Victor Martinez	5
Melky Cabrera	3
Carlos Santana	3

■ Hit his 300th career double on 8/16 at Cleveland ... walked three times on 8/23 vs. Philadelphia, his fifth career game with three or more walks.

■ Snapped a 38-game homerless stretch with a solo shot on 9/3 at Minnesota ... surpassed his 2015 total with a two-run home run, his 13th, on 9/23 at Cleveland.

### CAREER HIGHLIGHTS

■ His 102 outfield assists since 2006 are tied for the second-highest total in the major leagues.

■ Is a career .289/.339/.421 hitter from the left side of the plate, compared to .277/.330/.408 as a right-handed hitter ... 77 of his 114 career homers have come vs. right-handed pitchers.

■ Ranks among the active switch-hitting leaders in RBI (4th, 683), hits (5th, 1,609), doubles (5th, 314), runs scored (6th, 746), total bases (6th, 2,349), triples (7th, 42) and extra-base hits (7th, 470).

### 2015 SEASON

■ **American League Leaders:** *T9th-G (158); T10th-2B (36).*

■ Appeared in a career-high 158 games in his first season with the White Sox ... his totals in hits (172), doubles (36) and RBI (77) were his highest since 2011 with Kansas City.

■ Led the White Sox in games and doubles and ranked third in hits, total bases (248), extra-base hits (50) and OPS (.709).

■ Batted .286 (131-458) with 10 home runs, 59 RBI and a .748 OPS vs. right-handers, compared to .240 (41-171) with two homers, 18 RBI and a .600 OPS vs. left-handers.

■ Ranked fourth in the AL with a .369 average (38-103) in July ... hit .304 (58-191) with six homers and 27 RBI from the No. 3 position in the lineup and .281 (45-160) with five home runs and 24 RBI from the cleanup spot.

■ Batted .287 (85-296) with 24 doubles, eight home runs, 43 RBI, a .456 slugging percentage and .782 OPS in the second half, compared to .261/.304/.339 in the first half.



- Ranked among the AL second-half leaders in doubles (T1st), runs scored (T9th, 85) and extra-base hits (T9th, 33).
- Went 1-4 in his Sox debut on Opening Day at Kansas City ... singled off Yordano Ventura in his first at-bat ... recorded his first multihit effort on 4/12 vs. Minnesota.
- Hit safely in six straight games from 4/18-23, batting .462 (12-26) with two doubles, four RBI, five runs scored and four multihit efforts.
- Recorded four hits on 4/18 at Detroit, including his first extra-base hit and RBI with Chicago.
- Connected on a game-ending single in the bottom of the ninth inning on 4/20 vs. Cleveland, his 11th career walkoff hit.
- Drove in four runs on 5/6 vs. Detroit, including a game-tying, three-run home run in the eighth inning off Joba Chamberlain.
- Hit .383 (54-141) with 15 doubles, two triples, six home runs, 30 RBI, 23 runs scored, 17 multihit efforts and a 1.065 OPS during a 36-game span from 6/21-8/2.
- During that stretch, ranked among the major-league leaders in doubles (2nd), total bases (2nd, 91), extra-base hits (2nd, 23), average (3rd), RBI (T3rd), slugging percentage (4th, .645), OPS (5th) and on-base percentage (T7th, .419).
- Collected a career-high five hits on 6/21 vs. Texas ... homered on 6/28 at Detroit and 7/1 at St. Louis.
- Connected on a game-winning, two-run double with two outs in the eighth inning on 7/6 vs. Toronto ... the hit helped Chris Sale earn the win in a complete game, six-hit effort.
- Registered seven straight games with multiple hits and at least one RBI from 7/23-29, the longest streak in club history and the longest in MLB since Cristian Guzman from 7/24-8/1/09 ... joined Atlanta's Brian McCann (2006) as the only major leaguers since 1965 to compile such a streak during team wins (Elias).
- His nine-game streak with a RBI from 7/21-29 was the longest of his career and longest by a White Sox since Paul Konerko from 7/2-16/00 (also nine) ... his seven consecutive multihit efforts from 7/23-29 was the longest stretch since Magglio Ordonez from 7/22-30/03 (eight straight).
- Recorded his fourth career multihomer game, and third with one from each side of the plate, on 7/23 at Cleveland ... each of his first four career multihomer games came with a different club (Yankees, Royals, Blue Jays, White Sox), the only active player to accomplish the feat (Elias).
- The multihomer effort marked the first for Chicago in 2015 ... became the sixth player (ninth time) in Sox history to homer from both sides of the plate (last Nick Swisher, 6/30/08 vs. Cle.).
- Recorded four hits on 7/28 at Boston, 8/30 vs. Seattle and 9/14 vs. Oakland ... connected on a game-ending single in the 14th inning on 9/14 at U.S. Cellular Field.
- Went 3-4 with a two-run homer off Justin Verlander, the 100th of his career, on 9/23 at Detroit.

### 2014 SEASON

- Spent his second season with Toronto ... missed the final 22 games after undergoing surgery to repair a fractured right pinky finger suffered diving back to third base on 9/5 at Boston.
- At the time of his injury (9/6), ranked second in the major league with 171 hits ... also was tied for third in the AL in multihit games (51), ranked seventh in doubles (35) and eighth in average (.301).
- His 13 outfield assists tied for the third-most in baseball and were the most by a Blue Jays left fielder since Candy Maldonado in 1992 (also 13).
- Posted a .310 average (129-416) with 26 doubles, two triples, 11 home runs and 53 RBI against right-handers.
- Recorded a hit in 25 of his first 26 games of the season (.347, 41-118), becoming the first player in Toronto's history to accomplish the feat.
- His 14-game hitting streak (.323, 21-65) from 3/31-4/15 was the longest in Blue Jays history to open a season ... after going 0-4 on 4/17 at Minnesota, compiled an 11-game hitting streak from 4/18-29 (.422, 19-45).

- Set a franchise record with 41 hits in March/April ... homered in a career-high four straight games from 4/4-8, including leadoff shots on 4/4 and 4/6 vs. the Yankees.
- Matched his career high with four hits on 4/18 at Cleveland and 5/20 at Boston (11th and 12th time).
- Hit his 10th home run in his 60th game of the season on 6/4 at Detroit, the fastest he reached the mark in his career.
- Became the 15th-fastest Blue Jay to reach 100 hits in a season (80 games) on 6/27 vs. the White Sox.
- Collected his 500th career RBI on 7/26 at the Yankees with a double off Chris Capuano.
- Recorded his third career multihomer game and matched his career high with five RBI on 7/28 at Boston (fifth time) ... homered from both sides of the plate in the same game, becoming the fifth Blue Jay to accomplish the feat and the first since Greg Zaun on 9/13/06 at Seattle.
- Reached base safely a career-high eight times (3 H, 5 BB) on 8/10 vs. Detroit (19 innings) ... the five walks and eight times on base were franchise records ... reached base in seven straight plate appearances from the seventh inning on ... it marked the first time a player reached base safely eight times in a game since Minnesota's Rod Carew on 5/12/72 vs. Milwaukee (22 innings) ... also became the first player to reach base in seven consecutive plate appearances since the Angels' Bobby Abreu accomplished the feat on 4/3/11 at Kansas City (13 innings).
- Suffered a fractured right pinky with an avulsion of the extensor tendon on 9/5 at Boston ... was placed on the disabled list on 9/8 (retroactive to 9/6).

### 2013 SEASON

- Appeared in just 88 games in his first season with Toronto due to injuries, his fewest since his debut season in 2005 (six).
- Recorded his 1,000th career hit on 4/9 at Detroit (single off Anibal Sanchez) and played in his 1,000th game on 4/18 vs. the White Sox.
- Batted .319 (36-113) with 10 doubles in May ... tied a career high with four hits on 5/14 vs. San Francisco (10th time) ... hit his first career leadoff home run on 5/24 vs. Baltimore.
- Was on the disabled list from 6/28-7/20 with left knee tendinitis and from 8/2-remainder of the season with a left knee strain ... had a benign tumor removed from his spine in August.



### 2012 SEASON

- Spent his only season with San Francisco ... set a career high with 10 triples, tied for the fifth-most in the National League.
- Was selected to his first All-Star Team and was named Most Valuable Player of the Midsummer Classic in Kansas City.
- Was suspended for violating Major League Baseball's drug policy on 8/15 and missed the remainder of the season.
- Led MLB with 159 hits and 52 multihit games at the time of his suspension ... his .346 average ranked second in the NL.
- Hit .385 (51-129) with seven doubles, eight home runs and 27 RBI vs. lefties and .327 (108-330) with 18 doubles, eight triples, three homers and 33 RBI against right-handers.
- Opened the season with a seven-game hitting streak, going 12-29 (.414) with five multihit efforts ... went 2-5 with a double and two-run home run on Opening Day at Arizona.
- Batted .429 (51-119) with seven doubles, five triples, three home runs and 17 RBI in May ... his 51 hits tied the franchise monthly record set by Randy Winn in September 2005.
- Tied his career high with four hits on 5/13 at Arizona, 5/20 vs. Oakland and 5/27 at Miami ... compiled 11-game hitting streaks from 5/2-13 and 7/8-20 ... recorded a season-high four RBI on 5/24 at Miami.
- His 39 multihit games at the All-Star Break were a San Francisco record.

### 2011 SEASON

- Set career highs in hits (201), doubles (44), home runs (18), RBI (87), stolen bases (20), runs scored (102) and games (155) in his only season with Kansas City.
- Ranked fourth in the AL in hits, seventh in total bases (309), tied for eighth in runs scored and doubles and ranked ninth in average (.305).
- Joined Boston's Adrian Gonzalez (213) and Jacoby Ellsbury (212), Texas' Michael Young (213) and the Cubs' Starlin Castro (207) as the only players in baseball to record 200 hits.
- Became the sixth Royals player (seventh time) to reach the 200-hit mark in a season and the first since Johnny Damon (214) and Mike Sweeney (206) in 2000.
- Recorded 61 multihit efforts, tied for second-most in baseball and the fourth-best single-season total in club history.
- Finished second in the majors with 85 RBI from the No. 2 spot in the lineup behind the Yankees' Curtis Granderson (92).
- Batted .306 (138-451) with 11 home runs and 58 RBI from the left side of the plate and .304 (63-207) with seven homers and 29 RBI from the right side.
- Hit .322 (89-276) after the All-Star Break after batting .293 (112-382) prior to the break.
- Posted a .384 (43-112) average with four home runs and 18 RBI in July ... his 43 hits were the second-most in baseball during the month (Dustin Pedroia, 46).
- Recorded his second career multihomer game on 7/3 at Colorado, going 4-5 with a career-high four runs scored and career-high tying five RBI.
- Reached base safely in 15 straight games from 7/2-19 (.419, 26-62) ... tied his career high with four hits on 7/25 at Boston and 9/15 vs. the White Sox and matched his career best with five RBI on 8/10 at Tampa Bay.
- Was traded by Kansas City to San Francisco in exchange for pitchers Jonathan Sanchez and Ryan Verdugo on 11/17.

### 2010 SEASON

- Appeared in 84 games (45 starts) in center field, 55 (49) in left and 25 (21) in right in his first season with Atlanta.
- Posted a .266 (83-312) average against right-handers, compared to .233 (34-146) vs. lefties.
- Hit safely in a season-high, eight straight games from 5/22-30, including four multihit efforts.
- Went 0-8 in the NLDS vs. San Francisco (three games).

### 2009 SEASON

- Played in 154 games for the World Champion Yankees.
- Won the MLB Clutch Performer of the Month Award for May after batting .321 (27-84) with six doubles, a home run, 11 RBI and nine runs scored over 24 games.
- Was hitting .323 (43-133) when he suffered a bruised right shoulder on 5/26 at Texas ... missed four games with the injury and then hit .256 (90-352) for the remainder of the season.
- Homered in back-to-back games for the second time in his career on 4/17-18 (also 8/9-10/06).
- Recorded his first career multihomer game on 4/22 vs. Oakland, including his second career game-ending shot.
- Collected game-winning hits on 5/15 vs. Minnesota (two-run single) and 5/23 vs. Philadelphia (RBI single).
- Became just the 11th player in Yankees history to hit for the cycle on 8/2 at the White Sox ... the four hits tied a career high (second time) ... also recorded four hits on 8/21 at Boston.
- Hit .271 (13-48) with two doubles, four RBI and five runs scored in 13 postseason games ... went 9-23 (.391) in the ALCS vs. the Angels.
- Recorded three hits and four RBI in Game 4 of the ALCS on 10/20 at Angel Stadium.
- Was traded with pitchers Mike Dunn and Arodys Vizcaino to Atlanta in exchange for pitchers Javier Vazquez and Boone Logan on 12/22.

### 2008 SEASON

- Spent the majority of the season with the Yankees ... made his first career Opening Day start (center field) on 4/1 vs. Toronto and homered off Roy Halladay.
- Batted .299 (26-87) in April ... reached base safely in 29 of his first 31 games from 4/1-5/4.
- Served a two-game suspension (reduced from three games) from 4/4-5 for his involvement in a spring training altercation on 3/12 at Tampa Bay ... homered in consecutive games on 4/17-18 vs. Cleveland.
- Recorded 10 putouts on 5/1 vs. Detroit, the most by a major-league outfielder in a nine-inning game since the Mets' Carlos Beltran (also 10) on 9/26/06 ... 10 putouts also were the most by a Yankees outfielder since Bernie Williams had 10 on 8/18/98 at Kansas City (13 innings).
- Hit his sixth home run on 5/4 vs. Seattle (33rd game) ... needed 96 games to reach six homers in 2007.
- Was optioned to Scranton-Wilkes Barre on 8/15 after going 3-26 (.115) in his previous 12 games ... was recalled on 9/5 and batted .462 (6-13) in his final 12 games of the season.
- Played with Aguilas in the Dominican Winter League, batting .312 with six doubles and 12 RBI over 24 games.

### 2007 SEASON

- Spent his first full season with the New York Yankees, making his first career Opening Day roster.
- Tied for third in the AL with 16 outfield assists and ranked sixth with eight triples ... led all major-league center fielders with 14 assists.
- Hit .282 (112-397) with seven home runs and 63 RBI against right-handers, compared to .250 (37-148) with one homer and 10 RBI vs. lefties.
- Batted .368 (39-106) with 17 RBI over 28 games in July ... compiled a career-high, 18-game hitting streak from 7/25-8/13 (.400, 30-75).
- Tied a career high with five RBI on 9/22 vs. Toronto, including a game-ending single in the 10th inning.
- Went 3-16 (.188) with two RBI over four ALDS games vs. Cleveland ... hit a solo homer off Roberto Hernandez (then known as Fausto Carmona) in Game 2.

## 2006 SEASON

- Appeared in 31 games with Class AAA Columbus before being recalled by the Yankees on 5/9.
- Led all AL rookies with 75 runs scored, 12 stolen bases, 56 walks, 12 outfield assists and a .360 on-base percentage, ranked second with 26 doubles, third with 129 hits, fourth with 50 RBI, 180 TB and 35 extra-base hits and fifth with a .280 average.
- Hit .286 (36-126) with one home run and eight RBI from the right side of the plate and .278 (93-334) with six homers and 42 RBI from the left side.
- Collected four hits on 5/30 at Detroit ... hit his first major-league homer on 6/15 vs. Cleveland (solo shot off Cliff Lee) ... recorded his first grand slam (off Paul Byrd) and collected a career-high five RBI on 7/5 at Cleveland.
- Hit his first game-ending homer on 7/18 vs. Seattle, becoming the youngest Yankees player (21 years old) to hit a walkoff shot since Mickey Mantle (also 21) on 4/23/53 vs. Boston.
- Reached base safely in 20 straight games from 6/25-7/18, the longest streak by a NYY rookie since Derek Jeter in 1996 (23) ... homered in consecutive games on 8/9-10 vs. White Sox.
- Went 0-3 in two ALDS games vs. Detroit ... started in left field and batted ninth in Game 2, going 0-3.

## 2005 SEASON

- Hit a combined .269 (142-527) with 25 doubles, three triples, 13 home runs, 77 RBI and 72 runs scored in 132 games between Class AA Trenton and Columbus.
- Also appeared in six games with the Yankees after his contract was purchased from Columbus on 7/7.
- Made his major-league debut that night vs. Cleveland, collecting his first career hit (single off Kevin Millwood) in the fifth inning ... was optioned back to Columbus on 7/17.
- Was selected to compete for the World Team at the All-Star Futures game in Detroit, but did not play (promotion to MLB).
- Played in 40 games with Las Aguilas of the DWL, finishing second in the Most Valuable Player voting.

## 2004 SEASON

- Combined to hit .304 (153-504) with 36 doubles, six triples, eight home runs, 67 RBI and 83 runs scored over 127 games between Class A Battle Creek and Class A Tampa.
- Began the season with Battle Creek before being promoted to Tampa on 5/26.
- Compiled a season-high, 17-game hitting streak from 5/3-22, including nine multihit efforts (.406, 28-69).
- Was rated by *Baseball America* prior to the season as the No. 7 Prospect, Best Defensive Outfielder and Best Hitter for Average in the Yankees organization.

## 2003 SEASON

- Spent the season with Class A Staten Island.
- Batted .371 (43-116) in July ... compiled a season-high, 10-game hitting streak from 7/10-19 (.476, 20-42).

## 2002 SEASON

- Made his professional debut with the Dominican Summer League Yankees.

## MISCELLANEOUS/PERSONAL

- Married Johana Medina ... has three children: Melianny, Kaylee and Diana.
- Honored with the Munson Award for his excellence and philanthropic work in the community at the 28th Annual Thurman Munson Dinner in New York City on 2/5/08.



FRONT OFFICE  
FIELD STAFF  
PLAYERS  
OPPONENTS  
2016 REVIEW  
HISTORY  
RECORDS  
MINOR LEAGUES  
MEDIA/MISC.

**CAREER PLAYING RECORD**

YEAR	CLUB	AVG	G	AB	R	H	TB	2B	3B	HR	RBI	SH	SF	HB	BB	SO	SB	CS	OBP	SLG	E
2002	DSL Yankees	.335	60	218	37	73	107	19	3	3	29	0	3	3	18	23	7	2	.388	.491	—
2003	Staten Island	.283	67	279	34	79	99	10	2	2	31	4	1	4	23	36	13	5	.345	.355	3
2004	Battle Creek	.333	42	171	35	57	79	16	3	0	16	0	2	0	15	23	7	2	.383	.462	1
	Tampa	.288	85	333	48	96	146	20	3	8	51	0	3	5	23	59	3	1	.341	.438	3
2005	NEW YORK-AL	.211	6	19	1	4	4	0	0	0	0	0	0	0	0	2	0	0	.211	.211	0
	Columbus	.248	26	101	15	25	37	3	0	3	17	2	0	0	9	15	2	0	.309	.366	0
	Trenton	.275	106	426	57	117	175	22	3	10	60	1	5	4	28	72	11	2	.322	.411	4
2006	Columbus	.385	31	122	19	47	69	6	2	4	24	0	2	1	10	9	3	1	.430	.566	2
	NEW YORK-AL	.280	130	460	75	129	180	26	2	7	50	5	1	2	56	59	12	5	.360	.391	2
2007	NEW YORK-AL	.273	150	545	66	149	213	24	8	8	73	10	9	5	43	68	13	5	.327	.391	4
2008	Scranton-WB	.333	15	57	8	19	21	2	0	0	5	0	1	0	8	9	1	3	.409	.368	0
	NEW YORK-AL	.249	129	414	42	103	141	12	1	8	37	4	3	3	29	58	9	2	.301	.341	4
2009	NEW YORK-AL	.274	154	485	66	133	202	28	1	13	68	4	4	4	43	59	10	2	.336	.416	3
	ATLANTA	.255	147	458	50	117	162	27	3	4	42	5	3	1	42	64	7	1	.317	.354	4
2011	KANSAS CITY	.305	155	658	102	201	309	44	5	18	87	7	5	1	35	94	20	10	.339	.470	3
2012	SAN FRANCISCO	.346	113	459	84	159	237	25	10	11	60	1	5	0	36	63	13	5	.390	.516	4
2013	Dunedin	.167	2	6	0	1	1	0	0	0	0	0	0	0	0	2	0	0	.167	.167	0
	New Hampshire	.364	3	11	1	4	7	0	0	1	2	0	0	0	0	1	1	0	.364	.636	0
	Buffalo	.600	2	5	1	3	3	0	0	1	0	1	0	0	0	0	0	0	.500	.600	0
	TORONTO	.279	88	344	39	96	124	15	2	3	30	2	3	0	23	47	2	2	.322	.360	1
2014	TORONTO	.301	139	568	81	171	260	35	3	16	73	2	5	3	43	67	6	2	.351	.458	2
2015	WHITE SOX	.273	159	629	70	172	248	36	2	12	77	2	10	2	40	88	3	0	.314	.394	5
2016	WHITE SOX	.296	151	591	70	175	269	42	5	14	86	3	5	0	47	69	2	0	.345	.455	3
<b>MINOR TOTALS</b>		<b>.301</b>	<b>439</b>	<b>1729</b>	<b>255</b>	<b>521</b>	<b>637</b>	<b>98</b>	<b>16</b>	<b>31</b>	<b>236</b>	<b>7</b>	<b>18</b>	<b>17</b>	<b>134</b>	<b>249</b>	<b>48</b>	<b>16</b>	<b>.364</b>	<b>.430</b>	<b>13</b>
<b>A.L. TOTALS</b>		<b>.283</b>	<b>1260</b>	<b>4713</b>	<b>612</b>	<b>1333</b>	<b>1950</b>	<b>262</b>	<b>29</b>	<b>99</b>	<b>581</b>	<b>39</b>	<b>45</b>	<b>20</b>	<b>359</b>	<b>611</b>	<b>77</b>	<b>28</b>	<b>.333</b>	<b>.414</b>	<b>27</b>
<b>N.L. TOTALS</b>		<b>.301</b>	<b>260</b>	<b>917</b>	<b>134</b>	<b>276</b>	<b>399</b>	<b>52</b>	<b>13</b>	<b>15</b>	<b>102</b>	<b>6</b>	<b>8</b>	<b>1</b>	<b>78</b>	<b>127</b>	<b>20</b>	<b>6</b>	<b>.354</b>	<b>.435</b>	<b>8</b>
<b>SOX TOTALS</b>		<b>.284</b>	<b>309</b>	<b>1220</b>	<b>140</b>	<b>347</b>	<b>517</b>	<b>78</b>	<b>7</b>	<b>26</b>	<b>163</b>	<b>5</b>	<b>15</b>	<b>2</b>	<b>87</b>	<b>157</b>	<b>5</b>	<b>0</b>	<b>.329</b>	<b>.424</b>	<b>8</b>
<b>MLB TOTALS</b>		<b>.286</b>	<b>1520</b>	<b>5630</b>	<b>746</b>	<b>1609</b>	<b>2349</b>	<b>314</b>	<b>42</b>	<b>114</b>	<b>683</b>	<b>45</b>	<b>53</b>	<b>21</b>	<b>437</b>	<b>738</b>	<b>97</b>	<b>34</b>	<b>.337</b>	<b>.417</b>	<b>35</b>

**CAREER TRANSACTIONS**

- Signed by New York-AL as a free agent (11/13/01).
- Traded by New York-AL with RHPs Michael Dunn and Arodys Vizcaino to Atlanta for LHP Boone Logan and RHP Javier Vazquez (12/22/09).
- Signed by Kansas City as a free agent (12/16/10).
- Traded by Kansas City to San Francisco in exchange for LHP Jonathan Sanchez and RHP Ryan Verdugo (11/7/11).
- On Major League Baseball suspended list (8/15/12-remainder of season).
- Signed by Toronto as a free agent (11/20/12).
- On Toronto DL with left knee tendinitis (6/28-7/21/13); included rehabilitation assignments to Dunedin, New Hampshire and Buffalo (7/12-21/13).
- On Toronto disabled list with a left knee strain (8/2/13-remainder of season).
- On Toronto disabled list with a fractured right pinky finger (9/6/14-remainder of season).
- Signed by the White Sox as a free agent (12/16/14).
- On White Sox Family Emergency Leave List (6/3-7/16).

**CAREER FIELDING STATISTICS**

POSITION	PCT	G	GS	TC	PO	A	E	DP	POSITION	PCT	G	GS	TC	PO	A	E	DP
Left Field	.988	891	805	1460	1383	59	18	8	Center Field	.989	561	523	1327	1273	40	14	11
Right Field	.977	108	64	133	127	3	3	0									

**CAREER GAME BESTS AND HOME RUN INFORMATION**

- HITS** — 5 (6/21/15 vs. Tex.) ... **HR** — 2 (4x, last 7/23/15 at Cle.) ... **RBI** — 5 (5x, last 7/28/14 at Bos.)
- RUNS** — 4 (2x, last 9/4/16 at Min.) ... **SB** — 2 (3x, last 5/27/12 at Mia.) ... **HITTING STREAK** — 18 games (7/25-8/13/07)
- GAME-ENDING HR** — 2 (last 4/22/09 vs. Oak.) ... **GS** — 3 (last 5/27/16 at K.C.) ... **MULTIHR GAMES** — 4 (last 7/23/15 at Cle.)
- PINCH-HIT HR** — NONE ... **INSIDE-THE-PARK HR** — NONE ... **LEADOFF HR** — 3 (last 4/6/14 vs. NYY)

**DIVISION SERIES RECORD**

YEAR	CLUB	AVG	G	AB	R	H	TB	2B	3B	HR	RBI	SH	SF	HB	BB	SO	SB	CS	OBP	SLG	E
2006	NY Yankees vs. Det.	.000	2	3	0	0	0	0	0	0	0	0	0	0	0	0	0	0	.000	.000	0
2007	NY Yankees vs. Cle.	.188	4	16	2	3	6	0	0	1	2	0	0	0	0	1	0	0	.188	.375	0
2009	NY Yankees vs. Min.	.167	3	12	1	2	2	0	0	0	0	0	0	0	0	5	0	0	.167	.167	0
2010	Atl. vs. S.F.	.000	3	8	1	0	0	0	0	0	1	0	0	0	0	1	0	0	.000	.000	0
<b>TOTALS</b>		<b>.128</b>	<b>12</b>	<b>39</b>	<b>4</b>	<b>5</b>	<b>8</b>	<b>0</b>	<b>0</b>	<b>1</b>	<b>3</b>	<b>0</b>	<b>0</b>	<b>0</b>	<b>0</b>	<b>7</b>	<b>0</b>	<b>0</b>	<b>.128</b>	<b>.205</b>	<b>0</b>

**LEAGUE CHAMPIONSHIP RECORD**

YEAR	CLUB	AVG	G	AB	R	H	TB	2B	3B	HR	RBI	SH	SF	HB	BB	SO	SB	CS	OBP	SLG	E
2009	NY Yankees vs. LAA	.391	6	23	3	9	11	2	0	0	4	2	0	0	3	6	0	0	.462	.478	0

**WORLD SERIES RECORD**

YEAR	CLUB	AVG	G	AB	R	H	TB	2B	3B	HR	RBI	SH	SF	HB	BB	SO	SB	CS	OBP	SLG	E
2009	NY Yankees vs. Phi.	.154	4	13	1	2	2	0	0	0	0	0	0	0	0	3	0	0	.154	.154	0

**ALL-STAR GAME RECORD**

YEAR	CLUB	AVG	G	AB	R	H	TB	2B	3B	HR	RBI	SH	SF	HB	BB	SO	SB	CS	OBP	SLG	E
2012	N.L., Kansas City	.667	1	3	2	2	5	0	0	1	2	0	0	0	0	0	0	0	.667	1.667	0



# BRIAN CLARK

# 75

**LEFT-HANDED PITCHER**

**NON-ROSTER INVITEE**

**Given Name:** Brian Richard Clark

**Bats:** Right      **Throws:** Left

**Height:** 6-3      **Weight:** 230

**Opening Day Age:** 23 (April 27, 1993)

**Birthplace/Residence:** Akron, Ohio/Munroe Falls, Ohio

**First Pro Contract:** White Sox.

**Sox Acquisition:** Selected in the ninth round, June 2014 First-Year Player Draft.

**Major League Service:** None.

**Contract Status:** Signed through 2017.

## 2016 SEASON

- Spent the majority of the season with Class AA Birmingham, where he was named the Barons Pitcher of the Year.
- Was named to the Southern League midseason All-Star Team after recording a 0.96 ERA (3 ER/28.0 IP) and 25 strikeouts over 17 relief appearances in the first half.
- Threw 7.1 scoreless IP over his first four outings of the season and made seven straight scoreless appearances from 4/23-5/12 (10.0 IP).
- Was promoted to Class AAA Charlotte on 6/8, posting a 5.00 ERA (5 ER/9.0 IP) over six relief appearances, before being assigned back to Birmingham on 7/5.
- Posted a 0.69 ERA (1 ER/13.0 IP) over nine appearances from 7/18-8/18.
- Was on the seven-day disabled list from 8/27-9/3 with a left triceps strain.
- Made eight relief appearances for Glendale in the Arizona Fall League, posting a 2.08 ERA (3 ER/13.0 IP) with 13 strikeouts.

## 2015 SEASON

- Tied for fifth in the Carolina League with 10 wins at Class A Winston-Salem.
- Went 8-2 with a 2.51 ERA (18 ER/64.2 IP) and 62 strikeouts over 24 relief appearances and 2-2 with a 1.85 ERA (5 ER/24.1 IP) and 23 strikeouts over five starts ... threw 5.0 IP or more six times in relief.

## CAREER PLAYING RECORD

YEAR	CLUB	W-L	PCT	ERA	G	GS	CG	SHO	SV	IP	H	R	ER	HR	HB	BB-I	SO	WP	BK	AVG
2014	Great Falls	3-4	.429	3.35	15	9	0	0	0	48.1	47	27	18	1	3	14-0	52	3	0	.251
2015	Winston-Salem	10-4	.714	2.33	29	5	0	0	0	89.0	78	29	23	0	1	38-0	85	7	0	.239
2016	Birmingham	0-4	.000	2.27	31	0	0	0	4	47.2	52	14	12	1	0	9-0	42	0	0	.284
	Charlotte	0-1	.000	5.00	6	0	0	0	0	9.0	9	6	5	0	0	3-0	6	1	0	.265
<b>MINOR TOTALS</b>		<b>13-13</b>	<b>.500</b>	<b>2.69</b>	<b>81</b>	<b>14</b>	<b>0</b>	<b>0</b>	<b>4</b>	<b>194.0</b>	<b>186</b>	<b>76</b>	<b>58</b>	<b>2</b>	<b>4</b>	<b>64-0</b>	<b>185</b>	<b>11</b>	<b>0</b>	<b>.254</b>

## CAREER TRANSACTIONS

- Selected by the White Sox in the ninth round, June 2014 First-Year Player Draft (6/6/14).
- On Class AA Birmingham disabled list with a left triceps strain (8/27-9/3/16).

## Home Runs ... Guaranteed!

The White Sox suffered a 10-8 loss to Toronto on June 25, 2016 despite tying the franchise record with seven home runs ... some notes from the game:

- Seven homers tied the club record set in a 29-6 victory on April 23, 1955 at Kansas City ... Brett Lawrie (two), Dioner Navarro, J.B. Shuck, Tim Anderson, Alex Avila and Adam Eaton all homered in the loss.
- Became the third team in major-league history to hit seven home runs in a loss ... Detroit also hit seven in losses on August 8, 2004 vs. Boston and May 28, 1995 vs. the White Sox (STATS).
- Became the first team in major-league history to lose a game in which it outhomered its opponent by a margin of at least six (Elias) ... teams to accomplish that feat were 147-0 all-time entering the game.
- Became the fourth team in history to hit seven solo home runs, joining Baltimore on June 6, 2015 vs. Philadelphia, Atlanta on May 28, 2006 at the Cubs and Boston on July 4, 1977 vs. Toronto.



# ZACK COLLINS 86

**CATCHER** **NON-ROSTER INVITEE**

**Given Name:** Zachary Allen Collins  
**Bats:** Left **Throws:** Right  
**Height:** 6-3 **Weight:** 220  
**Opening Day Age:** 22 (February 6, 1995)  
**Birthplace/Residence:** Pembroke Pines, Fla./Fort Lauderdale, Fla.  
**First Pro Contract:** White Sox.  
**Sox Acquisition:** Selected in the first round (10th overall), 2016 First-Year Player Draft.  
**Major League Service:** None  
**Contract Status:** Signed through 2017.

### 2017 SEASON

- Enters the season ranked as the No. 4 Prospect in the White Sox organization by both MLB.com and *Baseball America* ... also is ranked by MLB.com as the No. 4 catching prospect in baseball and the No. 56 Prospect overall by *Baseball America*.
- Is ranked by *Baseball America* as the Best Power Hitter and possessing the Best Strike Zone Discipline in the Sox system.

### 2016 SEASON

- Made his professional debut with the Arizona League White Sox and Class A Winston-Salem.
- Appeared in three games with the AZL Sox before being assigned to Winston-Salem on 7/14 ... recorded a .418 on-base percentage and 33 walks with the Dash.
- Reached base safely four times in his Winston-Salem debut on 7/15 vs. Potomac, going 3-4 with a home run and three RBI ... hit two home runs on 8/23 at Frederick ... drew three walks on 8/28 vs. Carolina and four on 8/31 at Salem.
- Played for Glendale in the Arizona Fall League, posting a .393 on-base percentage with two home runs over 10 games.
- Was recommended/signed by Jose Ortega.

### MISCELLANEOUS/PERSONAL

- Single ... Twitter: @zackcollins0.
- Attended the University of Miami, where he earned unanimous First-Team All-America honors as a junior in 2016 and became the first ever Hurricane recipient of the Johnny Bench Award, honoring the nation's top collegiate catcher.
- Hit .363 (69-190) with 16 home runs, 59 RBI, 54 runs scored, 78 walks, a .544 on-base and .688 slugging percentage over 62 games to help the Hurricanes reach the College World Series.
- Led the NCAA in walks and ranked second in on-base percentage behind Southeastern Louisiana's Jameson Fisher (.558), who was selected by the Sox in the fourth round of the 2016 draft.
- Became the first catcher selected by the White Sox in the first round since Mark Johnson (26th overall) in 1994.
- Graduated in 2013 from American Heritage High School in Plantation, Fla. ... also was selected by Cincinnati in the 27th round of the 2013 draft.

### BASEBALL AMERICA'S 2017 BEST TOOLS IN WHITE SOX ORGANIZATION

Best Hitter For Average..... Yoan Moncada  
**Best Power Hitter** ..... **Zack Collins**  
**Best Strike Zone Discipline**..... **Zack Collins**  
 Fastest Baserunner..... Yoan Moncada  
 Best Athlete ..... Yoan Moncada  
 Best Fastball ..... Michael Kopech  
 Best Curveball..... Lucas Giolito  
 Best Slider..... Zack Burdi  
 Best Changeup ..... Tyler Danish  
 Best Control ..... Spencer Adams  
 Best Defensive Catcher ..... Omar Narvaez  
 Best Defensive Infielder ..... Mitch Roman  
 Best Infield Arm ..... Yoan Moncada  
 Best Defensive Outfielder ..... Adam Engel  
 Best Outfield Arm ..... Micker Adolfo  
- Preseason 2017



### CAREER PLAYING RECORD

YEAR	CLUB	AVG	G	AB	R	H	TB	2B	3B	HR	RBI	SH	SF	HB	BB	SO	SB	CS	OBP	SLG	E
2016	AZL White Sox	.091	3	11	1	1	1	0	0	0	0	0	0	0	0	7	0	0	.091	.182	0
	Winston-Salem	.258	36	120	24	31	56	7	0	6	18	0	0	0	33	39	0	0	.418	.467	0
<b>MINOR TOTALS</b>		<b>.244</b>	<b>39</b>	<b>131</b>	<b>25</b>	<b>32</b>	<b>57</b>	<b>7</b>	<b>0</b>	<b>6</b>	<b>18</b>	<b>0</b>	<b>0</b>	<b>0</b>	<b>33</b>	<b>46</b>	<b>0</b>	<b>0</b>	<b>.396</b>	<b>.435</b>	<b>0</b>

### CAREER TRANSACTIONS

— Selected by the White Sox in the first round (10th overall) of First-Year Player Draft (6/9/16).



# DYLAN COVEY

# 68

## RIGHT-HANDED PITCHER

**Given Name:** Dylan Charles Covey

**Bats:** Right      **Throws:** Right

**Height:** 6-1      **Weight:** 220

**Opening Day Age:** 25 (August 14, 1991)

**Birthplace/Residence:** Glendale, Calif./Pasadena, Calif.

**First Pro Contract:** Oakland Athletics, selected in the fourth round, June 2013 First-Year Player Draft.

**Sox Acquisition:** Selected in the major-league portion of the Rule 5 Draft, December 8, 2016.

**Major League Service:** None.

**Contract Status:** Signed through 2017.

### 2016 SEASON

- Was limited to just six starts with Class AA Midland due to a strained right oblique ... was placed on the disabled list on 5/9 and missed the remainder of the season.
- Allowed two earned runs or less in all six outings ... limited opponents to a .200 average (21-105).
- Was 2-1 with a 0.87 ERA (2 ER/19.2 IP) and just nine hits allowed over his final four starts ... left his final start on 5/8 at Frisco after 1.0 scoreless IP.
- Made six appearances with Mesa in the Arizona Fall League, going 4-0 with a 4.74 ERA (13 ER/24.2 IP) and 17 strikeouts ... helped lead the Solar Sox to the AFL championship ... started the title-clinching win over Surprise.
- Combined with Frankie Montas and Drew Steckenrider on the third no-hitter in AFL history on 11/1 at Surprise ... started the game, allowing one walk over 5/0 hitless IP.

### 2015 SEASON

- Spent the entire season with Class A Stockton, going 8-9 with a 3.59 ERA (56 ER/140.1 IP) and 100 strikeouts over 26 starts.
- Finished fourth among A's farmhands in ERA, tied for fifth in strikeouts, and seventh in innings pitched.
- Was named to the Carolina League midseason All-Star team after going 6-3 with a 3.16 ERA (28 ER/79.2 IP) in 14 outings.

### 2014 SEASON

- Went 7-14 with a 5.46 ERA (85 ER/140.0 IP) and 92 strikeouts over 26 appearances (25 starts) between Beloit and Stockton in his first full professional season.
- Finished seventh among Oakland farmhands in IP.

### 2013 SEASON

- Made his professional debut with Class A Vermont and Class A Beloit, combining to go 1-1 with a 3.79 ERA (25 ER/59.1 IP) and 46 strikeouts over 14 starts.
- Was recommended/signed by Eric Martins.

### MISCELLANEOUS/PERSONAL

- Married Kimmie ... Twitter: @covesmagoves
- Attended the University of San Diego ... led the team in starts (16) during his sophomore season, and allowed zero home runs ... was teammates with the Cubs' Kris Bryant.
- Is a 2010 graduate of Marantha (Calif.) High School.
- Was drafted by Milwaukee in the first round (14th overall) of the June 2010 First-Year Player Draft but did not sign ... was diagnosed with Type 1 diabetes following the draft and elected to attend college.

### CAREER PLAYING RECORD

YEAR	CLUB	W-L	PCT	ERA	G	GS	CG	SHO	SV	IP	H	R	ER	HR	HB	BB-I	SO	WP	BK	AVG
2013	Vermont	0-0	.000	0.00	4	4	0	0	0	12.0	9	1	0	0	0	1-0	15	0	0	.205
	Beloit	1-1	.500	4.75	10	10	0	0	0	47.1	64	28	25	4	1	17-0	31	7	0	.327
2014	Beloit	4-9	.308	4.81	18	17	2	0	0	101.0	99	59	54	3	5	26-0	70	2	0	.258
	Stockton	3-5	.375	7.15	8	8	0	0	0	39.0	49	31	31	2	5	15-0	22	5	0	.312
2015	Stockton	8-9	.471	3.59	26	26	0	0	0	140.1	135	65	56	13	6	43-0	100	7	0	.250
2016	Midland	2-1	.667	1.84	6	6	0	0	0	29.1	21	14	6	2	1	17-0	26	3	0	.200
<b>MINOR TOTALS</b>		<b>18-25</b>	<b>.419</b>	<b>.420</b>	<b>72</b>	<b>71</b>	<b>2</b>	<b>0</b>	<b>0</b>	<b>369.0</b>	<b>377</b>	<b>198</b>	<b>172</b>	<b>24</b>	<b>18</b>	<b>119-0</b>	<b>264</b>	<b>24</b>	<b>0</b>	<b>.264</b>

### CAREER TRANSACTIONS

- Selected by Oakland in the fourth round of the First-Year Player Draft (6/13).
- On Class A Beloit disabled list with a strained right shoulder (6/22-7/5/14).
- On Class A Stockton disabled list with a sprained right ankle (7/22-29/15).
- On Class A Stockton disabled list with a right hand laceration (8/10-18/15).
- On Class AA Midland disabled list with a strained right oblique (5/9-9/27/16).
- Selected by the White Sox in the Rule 5 Major-League Draft (12/8/16).

### Twinbill Tidbits

The White Sox and Cleveland played a doubleheader on June 28, 2013 at U.S. Cellular Field that lasted a combined 7:53, breaking the major-league record for an 18-inning twinbill of 7:39 set by Texas and the White Sox on 5/24/95 in Chicago. The Indians swept the doubleheader by scores of 19-10 and 9-8. The 46 combined runs matched the Sox record for a doubleheader set on 7/6/07 vs. Minnesota.



# TYLER DANISH

# 60

## RIGHT-HANDED PITCHER

**Given Name:** Tyler Michael Danish

**Bats:** Right **Throws:** Right

**Height:** 6-0 **Weight:** 200

**Opening Day Age:** 23 (September 12, 1994)

**Birthplace/Residence:** Brandon, Fla./Riverview, Fla.

**First Pro Contract:** White Sox

**Sox Acquisition:** Selected in second round, June 2013 First-Year Player Draft.

**Major League Service:** Five days.

**Contract Status:** Signed through 2017.

### 2017 SEASON

- Enters the season rated by *Baseball America* as possessing the Best Changeup in the White Sox organization.

### 2016 SEASON

- Split most of the season between Class AA Birmingham and Class AAA Charlotte but also made three appearances with the White Sox.

- His contract purchased from Birmingham on 6/9 ... made his major-league debut on 6/11 vs. Kansas City, allowing one run over 0.2 IP ... worked 0.2 scoreless IP on 6/12 vs. the Royals.

- Was optioned to Charlotte for the remainder of the season following his third appearance on 6/13 vs. Detroit (1 ER/0.1 IP).

- Opened the season with the Barons and made 12 starts ... limited right-handers to a .213 average (34-160).

- Went 2-2 in April before losing five of his six decisions in May and June (went 1-4 in May).

- Earned his first win on 4/17 at Jacksonville (2 ER/6.0 IP) ... threw a three-hit shutout on 4/28 vs. Pensacola ... allowed just one run on four hits over 8.0 IP in a win on 5/14 at Tennessee.

- Went 1-3 with a 4.32 ERA (12 ER/25.0 IP) in five starts and 0-0 with a 14.54 mark (7 ER/4.1 IP) in two relief appearances with Charlotte.

- Was winless over his first four starts from 6/21-7/7 before earning his only victory on 7/18 vs. Scranton-Wilkes/Barre.

- Made his final start on 7/29 vs. Columbus before undergoing season-ending surgery on his right knee on 8/18.

- Entered the season rated by *Baseball America* as the No. 6 Prospect and Possessing the Best Changeup in the White Sox organization ... also tabbed by MLB.com as the fifth-best prospect in the Sox system.

### 2015 SEASON

- Spent the entire season with Birmingham ... led the Barons with two complete games and ranked among the organizational leaders in CG (1st), IP (5th) and wins (T10th).

- Allowed just 0.82 homers per 9.0 IP (13 HR/142.0 IP) ... held opponents to a .182 average (12-66) with RISP/two outs.

- Recorded a 3.32 ERA (29 ER/78.2 IP) at home, compared to a 5.97 mark (42 ER/63.1 IP) on the road.

- Went 4-0 with a 2.75 ERA (10 ER/32.2 IP) and 34 strikeouts over his first six starts of the season from 4/11-5/10.

- Suffered a five-game losing streak over his next eight starts from 5/15-6/27 ... also lost five consecutive decisions from 7/21-8/18 (six starts total).

- Was the losing pitcher in both of his complete games: 5/25 at Biloxi (4 ER/4.0 IP) and 7/21 at Tennessee (3 ER/6.1 IP).

- Won three consecutive starts from 7/5-15, allowing three earned runs or less in each outing ... allowed just two runs in a season-high tying 7.0 IP on 7/10 at Jackson.

- Entered the season ranked by *Baseball America* as the No. 7 Prospect in the White Sox organization.

### 2014 SEASON

- Combined to go 8-3 with a 2.08 ERA (30 ER/129.2 IP), .237 (115-485) opponents average and 103 strikeouts over 25 starts between Class A Kannapolis and Class A Winston-Salem.

- Ranked among the organizational leaders in ERA (1st), wins (T4th), strikeouts (6th) and IP (9th).

- Was named South Atlantic League Pitcher of the Week (4/28-5/4) and Carolina League Pitcher of the Week (8/4-10).

- Began the season with Kannapolis ... did not allow an earned run in four of the his seven starts.

- Tossed 22.0 consecutive scoreless IP over his last four starts with the Intimidators from 4/23-5/11 (opponents hit .177).

- Was promoted to Winston-Salem on 5/15 ... went 1-1 with a 5.68 ERA (16 ER/25.1 IP) in his first six starts with the Dash.

- Was sidelined with shoulder inflammation from 6/23-7/2.

- Went 4-2 with a 1.49 ERA (11 ER/66.1 IP) over the remainder of the season (12 starts).

- Was 3-0 with a 0.93 ERA (3 ER/29.0 IP) and 29 strikeouts over five starts from 7/23-8/15, including a streak of 25.0 consecutive scoreless IP in one stretch.

- Did not allow a hit in 6.0 scoreless IP on 8/9 at Lynchburg.

- Donated \$1 to cancer research for each new follower to his Instagram account (@tdanish7) in honor of his father, Michael, who passed away from the disease in 2011.

### 2013 SEASON

- Went 1-0 with a 1.20 ERA (4 ER/30.0 IP), 28 strikeouts and a .162 (15-91) opponents average over 15 appearances (one start) in his debut with Advanced Rookie Bristol and Kannapolis.

- Limited lefties to a .125 (5-40) average and right-handers to a .185 mark (12-65).

- Began the season with Bristol before being promoted to Kannapolis on 8/20 ... tossed 2.0 scoreless IP in his first and only start on 8/14.

- Struck out four on 7/5 at Greenville and 8/24 vs. Rome.

- Threw 14.0 consecutive scoreless IP over his last seven games between the stops.

- Was cited by *Baseball America* as Closest To The Majors (with Brad Goldberg) and possessing the Best Secondary Pitch in the White Sox draft class.

- Was recommended/signed by Joe Siers.

### MISCELLANEOUS/PERSONAL

- Single ... Twitter: @danish\_Tyler7.

- Graduated in 2013 from Durant High School in Plant City, Fla. ... was named 2013 Louisville Slugger National High School Player of the Year after going 15-1 with a 0.00 ERA (94.0 IP) and 156 strikeouts in 17 games (15 starts).

- Was honored as Florida's "Mr. Baseball" and the Class 8A Player of the Year as a senior.



### CAREER PLAYING RECORD

YEAR	CLUB	W-L	PCT	ERA	G	GS	CG	SHO	SV	IP	H	R	ER	HR	HB	BB-I	SO	WP	BK	AVG
2013	Bristol	1-0	1.000	1.38	13	1	0	0	0	26.0	15	6	4	1	0	5-0	22	0	0	.165
	Kannapolis	0-0	.000	0.00	2	0	0	0	0	4.0	2	0	0	0	0	0-0	6	0	0	.143
2014	Kannapolis	3-0	1.000	0.71	7	7	0	0	0	38.0	28	8	3	0	0	10-0	25	1	0	.206
	Winston-Salem	5-3	.635	2.65	18	18	0	0	0	91.2	87	35	27	7	4	23-0	78	2	1	.248
2015	Birmingham	8-12	.400	4.50	26	26	2	0	0	142.0	175	82	71	13	5	60-0	90	3	0	.311
2016	Birmingham	3-7	.300	4.42	12	12	0	0	0	75.1	71	38	37	3	0	16-0	47	2	0	.246
	Charlotte	1-3	.250	5.83	7	5	0	0	0	29.1	39	21	19	0	1	10-0	21	2	0	.320
	WHITE SOX	0-0	.000	10.80	3	0	0	0	0	1.2	6	2	2	0	0	3-1	0	0	0	.667
<b>MINOR TOTALS</b>		<b>21-25</b>	<b>.457</b>	<b>3.57</b>	<b>85</b>	<b>69</b>	<b>3</b>	<b>1</b>	<b>0</b>	<b>406.1</b>	<b>417</b>	<b>191</b>	<b>161</b>	<b>24</b>	<b>10</b>	<b>124-0</b>	<b>289</b>	<b>10</b>	<b>1</b>	<b>.267</b>
<b>MLB TOTALS</b>		<b>0-0</b>	<b>.000</b>	<b>10.80</b>	<b>3</b>	<b>0</b>	<b>0</b>	<b>0</b>	<b>0</b>	<b>1.2</b>	<b>6</b>	<b>2</b>	<b>2</b>	<b>0</b>	<b>0</b>	<b>3-1</b>	<b>0</b>	<b>0</b>	<b>0</b>	<b>.667</b>

### CAREER TRANSACTIONS


- Selected by the White Sox in the second round of the First-Year Player Draft (6/13).
- On Class A Winston-Salem disabled list with right shoulder inflammation (6/23-7/2/14).
- On Class AAA Charlotte disabled list due to left knee tendinitis (7/31/16-remainder of season).

### CAREER FIELDING STATISTICS

POSITION	PCT	G	GS	TC	PO	A	E	DP
Pitcher	—	3	0	0	0	0	0	0

### How The 2017 White Sox Were Built

Year	Draft (Round)	Trade	Free Agent/NDFA/Rule 5	Waivers
2007	Nate Jones (5)			
2009			Carlos Sanchez (FA, 5/6)	
2010	Jake Petricka (2) Tyler Saladino (7)			
2011	Kevan Smith (7)		Jose Quintana (FA, 11/10)	
2012	Courtney Hawkins (1) Chris Beck (2)			
2013	Tim Anderson (1) Tyler Danish (2) Jacob May (3) Brad Goldberg (10) Danny Hayes (13) Adam Engel (19)	Avisail Garcia (Det., 7/30) Leury Garcia (Tex., 8/11) Matt Davidson (Ari., 12/16)	Jose Abreu (FA, 10/29) Zach Putnam (FA, 11/27) Omar Narvaez (R5, 12/12)	
2014	Carlos Rodon (1) Spencer Adams (2) Jace Fry (3) Brian Clark (9) Aaron Bummer (19)	Dan Jennings (Mia., 12/11) Michael Ynoa (Oak., 12/9)	David Robertson (FA, 12/10) Melky Cabrera (FA, 12/16)	
2015	Carson Fulmer (1)	Tommy Kahnle (Col., 11/24) Brett Lawrie (Oak., 12/9) Todd Frazier (Cin., 12/16)	Nicky Delmonico (FA, 2/11)	
2016	Zack Collins (1) Zack Burdi (1)	James Shields (S.D., 6/4) Alfredo Gonzalez (Hou., 7/2) Charlie Tilson (St.L., 7/31) Michael Kopech (Bos., 12/6) Yoan Moncada (Bos., 12/6) Lucas Giolito (Was., 12/7) Reynaldo Lopez (Was., 12/7)	David Holmberg (FA, 3/31) Miguel Gonzalez (FA, 4/7) Roberto Pena (FA, 12/1) Dylan Covey (R5, 12/8) Derek Holland (FA, 12/14) Cody Asche (FA, 12/22)	Juan Minaya (Hou., 6/22) Rymer Liriano (Mil., 10/28) Giovanni Soto (Oak., 11/7)
2017			Everth Cabrera (FA, 1/7) Geovany Soto (FA, 1/10) Cory Luebke (FA, 1/12) Matt Purke (FA, 1/13) Anthony Swarzak (FA, 1/20) Blake Smith (FA, 1/23) Peter Bourjos (FA, 1/30)	Willy Garcia (Pit., 1/6)



# MATT DAVIDSON

# 24

## INFIELDER

**Given Name:** Matthew Glen Davidson

**Bats:** Right **Throws:** Right

**Height:** 6-3 **Weight:** 230

**Opening Day Age:** 26 (March 26, 1991)

**Birthplace/Residence:** Yucaipa, Calif./Scottsdale, Ariz.

**First Pro Contract:** Arizona Diamondbacks, selected as a supplemental first-round pick (35th overall), June 2009 First-Year Player Draft.

**Sox Acquisition:** Obtained from the Arizona Diamondbacks in exchange for RHP Addison Reed, December 16, 2013.

**Major League Service:** 146 days.

**Contract Status:** Signed through 2017.

### 2017 SEASON

- Participated in a hitters minicamp in Glendale in January.

### 2016 SEASON

- Spent most of the season with Class AAA Charlotte before suffering a season-ending injury in his only game with Chicago.
- Was recalled from Charlotte on 6/30 ... made his White Sox debut that afternoon as the starting DH, going 1-2 with a RBI before suffering a broken right foot while running the bases.
- Was placed on the 15-day disabled list on 7/1 ... underwent successful surgery on 7/1 at Rush University Medical Center ... was transferred to the 60-day disabled list on 7/17.
- Appeared in 75 games with the Knights and was named to the Triple-A All-Star Team ... was tied for the International League lead in doubles (20) and ranked fifth in RBI (46) at the time of his promotion.
- Hit seven of his 10 home runs off right-handers, and batted .312/.393/.532 vs. left-handers ... his average increased every month: .214 in April, .269 in May and .313 in June.
- Played in 66 games at third base, six at first and one at DH.
- Hit three doubles on 4/25 at Toledo ... connected on two home runs and drove in four on 5/13 vs. Durham and added three doubles the follownig day against the Bulls ... went 3-5 with two doubles and four RBI on 5/19 at Gwinnett.
- Compiled an eight-game hitting streak from 6/21-28 before being recalled (four straight multihit efforts from 6/23-26) ... homered and drove in six runs in a doubleheader on 6/28 vs. Durham, his final day with Charlotte.
- Was reinstated from the 60-day disabled list on 11/3.
- Entered the season ranked by MLB.com as the 18th-best prospect in the White Sox organization.

### 2015 SEASON

- Led the International League with 23 homers and ranked second in walks in his second year with Class AAA Charlotte.
- Ranked among the Knights team leaders in runs scored (1st, 63), walks (1st, 62), hits (2nd, 107) and RBI (2nd, 74).
- Was named by *Baseball America* as the Best Defensive third baseman in the IL ... led all IL third basemen in fielding percentage (.971) and assists (281) and tied for the lead in double plays (94).
- Was selected to the IL All-Star team and participated in the Triple-A All-Star Game Home Run Derby.
- Made two appearances each at first base and shortstop ... started 11 games as the designated hitter, batting .244 (10-41) with two homers and eight RBI.
- Homered in consecutive games on 4/29-30, 5/25-26 and 6/20-21 ... recorded six RBI on 4/29 vs. Toledo.
- Recorded multihR games on 6/21 vs. Indianapolis and 9/2 vs. Durham.

### 2014 SEASON

- Spent the season with Charlotte in his first season in the Sox organization ... ranked fourth in the IL with 20 home runs.
- Appeared in 111 games at third base, 17 as the designated hitter and two at shortstop.
- Fifteen of his 20 home runs were off right-handers.
- Went 3-3 with two doubles and a RBI in his Knights debut as the Opening Day third baseman on 4/3 at Norfolk.
- Recorded a multihomer game on 6/30 vs. Gwinnett, including a two-run, game-ending shot in the 10th inning.
- Compiled an eight-game hitting streak from 7/6-17, going 11-34 (.324) with three home runs and seven RBI.
- Made his first career appearance and start at shortstop on 7/12 vs. Syracuse ... also started at short on 8/3 at Gwinnett.
- Entered the season rated by *Baseball America* as the No. 4 Prospect in the Sox organization ... also rated by MLB.com as the No. 80 Prospect overall in baseball.
- White Sox acquisition recommended by Bill Young, Joe Butler and Kevin Bootay.

### 2013 SEASON

- Spent most of the season with Class AAA Reno but also appeared in 31 games over two stints with Arizona ... made 20 starts at third base with the Diamondbacks.
- His contract was purchased from Reno on 8/11 ... made his major-league debut that night vs. the Mets and recorded his first hit, a single off Jonathan Niese.
- Was optioned back to the Aces on 8/26 and recalled on 9/3 for the remainder of the season.
- Batted .324 (11-34) with five doubles, three home runs and nine RBI over his final 13 games of the season.
- Hit all three of his home runs during an eight-day span from 9/15-22, including the first of his career on 9/15 vs. Colorado (off Wilton Lopez).
- Hit a three-run homer on 9/21 at Colorado and went 2-4 with a double, home run and four RBI the next night at Coors Field.
- Appeared in 115 games with Reno ... was named to the Pacific Coast League midseason All-Star Team.
- Played for Team USA at the All-Star Futures Game at Citi Field on 7/14 ... earned Most Valuable Player honors after hitting a go-ahead, two-run homer ... won the Triple-A All-Star Home Run Derby at Aces Ballpark.
- Entered the season ranked by *Baseball America* as the No. 4 Prospect and Best Power Hitter in the Diamondbacks system.

### 2012 SEASON

- Was named to the Southern League mid and postseason All-Star Teams with Class AA Mobile.
- Ranked among the SL leaders in runs scored (2nd, 81), total bases (3rd, 228), home runs (4th, 23), slugging percentage (5th, .469), walks (T6th, 69) and doubles (T8th, 28).

- Earned SL Batter of the Week honors for 5/7-13.
- Appeared in just 11 games with Salt River in the Arizona Fall League due to a concussion ... was selected to play in the Rising Stars Game but was forced to sit out.
- Entered the season ranked by *Baseball America* and MLB.com as the No. 5 Prospect in the Arizona system.

### 2011 SEASON

- Appeared in 135 games with Class A Visalia, including 66 at first base, 56 at third and 12 as the designated hitter.
- Ranked among the California League leaders in doubles (2nd, 39), games (T2nd), extra-base hits (6th, 60), runs scored (T8th), total bases (T8th, 249) and home runs (T10th, 20).
- Recorded 38 RBI over a 30-game span from 5/1-6/2 ... reached based safely in 21 consecutive games from 5/3-26, hitting .318 (.27-85) during that span.
- Was ranked by *Baseball America* following the season as the No. 16 Prospect in the CL.
- Entered the season ranked by *Baseball America* as the No. 3 Prospect in the Diamondbacks organization.

### 2010 SEASON

- Combined to hit .272 (132-486) with 36 doubles, 18 homers and 90 RBI in 134 games with Class A South Bend and Visalia ... was named a Midwest League mid and postseason All-Star.
- Ranked among the MWL leaders in slugging (3rd, .504), RBI (T7th, 79), doubles (T9th, 35) and homers (T10th, 16).

### 2009 SEASON

- Made his professional debut with Class A Yakima, appearing in 72 games (67 at third base).
- Was recommended/signed by Jeff Mouser.

### MISCELLANEOUS/PERSONAL

- Married Julianne ... has two children: Brixton and Wake.
- Is a 2009 graduate of Yucaipa (Calif.) High School ... was rated by *Baseball America* as the third-best high school power hitter in the 2009 pre-draft Best Tools rankings.
- Brother, Kevin, is in the White Sox minor-league system after signing as a free agent.

### CAREER PLAYING RECORD

YEAR	CLUB	AVG	G	AB	R	H	TB	2B	3B	HR	RBI	SH	SF	HB	BB	SO	SB	CS	OBP	SLG	E
2009	Yakima	.241	72	270	29	65	86	15	0	2	28	1	0	7	21	75	0	2	.312	.319	13
2010	South Bend	.289	113	415	58	120	209	35	3	16	79	0	4	13	43	109	0	2	.371	.504	16
	Visalia	.169	21	71	6	12	19	1	0	2	11	0	1	12	25	0	0	.298	.268	1	
2011	Visalia	.277	135	535	93	148	249	39	1	20	106	0	8	11	52	147	0	1	.348	.465	16
2012	Mobile	.261	135	486	81	127	228	28	2	23	76	0	5	15	69	126	3	4	.367	.469	28
2013	Reno	.280	115	443	55	124	213	32	3	17	74	0	6	5	46	134	1	0	.350	.481	17
	ARIZONA	.237	31	76	8	18	33	6	0	3	12	0	0	1	10	24	0	1	.333	.434	1
2014	Charlotte	.199	130	478	59	95	173	18	0	20	55	1	3	8	49	164	0	0	.283	.362	15
2015	Charlotte	.203	141	528	63	107	198	22	0	*23	74	1	4	7	62	191	1	0	.293	.375	10
2016	Charlotte	.268	75	284	35	76	126	20	0	10	46	2	3	5	32	86	0	0	.349	.444	8
	WHITE SOX	.500	1	2	1	1	0	0	0	1	0	0	0	0	0	0	0	0	.500	.500	0
<b>MINOR TOTALS</b>		<b>.244</b>	<b>937</b>	<b>3510</b>	<b>479</b>	<b>874</b>	<b>1501</b>	<b>210</b>	<b>9</b>	<b>133</b>	<b>549</b>	<b>5</b>	<b>33</b>	<b>72</b>	<b>386</b>	<b>1057</b>	<b>5</b>	<b>9</b>	<b>.333</b>	<b>.428</b>	<b>124</b>
<b>MLB TOTALS</b>		<b>.244</b>	<b>32</b>	<b>78</b>	<b>9</b>	<b>19</b>	<b>34</b>	<b>6</b>	<b>0</b>	<b>3</b>	<b>13</b>	<b>0</b>	<b>0</b>	<b>1</b>	<b>10</b>	<b>25</b>	<b>0</b>	<b>1</b>	<b>.337</b>	<b>.436</b>	<b>1</b>

\*Led League

### CAREER TRANSACTIONS

- Selected by Arizona as a sandwich pick (35th overall) between the first and second rounds of the First-Year Player Draft (6/09).
- Traded by Arizona to the White Sox in exchange for RHP Addison Reed (12/16/13).
- On White Sox disabled list with a broken right foot (7/1/16-remainder of season); transferred to 60-day disabled list on 7/17/16.
- Reinstated from the 60-day disabled list (11/3/16).

### CAREER FIELDING STATISTICS

POSITION	PCT	G	GS	TC	PO	A	E	DP
Third Base	.974	20	18	39	10	28	1	3


### CAREER GAME BESTS AND HOME RUN INFORMATION

**HITS** — 2 (5x, last 9/22/13 at Col.) ... **HR** — 1 (3x, last 9/22/13 at Col.) ... **RBI** — 4 (9/22/13 at Col.)  
**RUNS** — 2 (9/15/13 vs. Col.) ... **SB** — NONE ... **HITTING STREAK** — 3 games (9/21-23/13)

**GAME-ENDING HOME RUNS** — NONE ... **GRAND SLAMS** — NONE ... **MULTIHOME RUNS** — NONE  
**PINCH-HIT HOME RUNS** — NONE ... **INSIDE-THE-PARK HOME RUNS** — NONE ... **LEADOFF HOME RUNS** — NONE

## Civil Rights Game

The White Sox played in the first-ever, regular-season Gillette Civil Rights Game on June 20, 2009 at Cincinnati, rallying to defeat the Reds, 10-8. Chicago also played in the 2008 event in Memphis, losing to the Mets, 3-2. Sox General Manager Ken Williams is the only African American general manager in Chicago sports history and was the third in major-league history, while former manager Ozzie Guillen (2005) is the only Latino to win a World Series title.



# NICKY DELMONICO

# 82

**INFIELDER**
**NON-ROSTER INVITEE**
**Given Name:** Nicholas John Delmonico

**Bats:** Left **Throws:** Right

**Height:** 6-3

**Weight:** 230

**Opening Day Age:** 24 (July 12, 1992)

**Birthplace/Residence:** Knoxville, Tenn./Surprise, Ariz.

**First Pro Contract:** Baltimore Orioles, selected in the sixth round, June 2011 First-Year Player Draft.

**Sox Acquisition:** Signed as a free agent, February 11, 2015.

**Major League Service:** None

**Contract Status:** Signed through 2017.

## 2016 SEASON

- Split the season between Class AA Birmingham and Class AAA Charlotte, combining to hit .279 (112-402) with 30 doubles, 17 home runs and 61 RBI over 110 games.
- Set career highs in every offensive category ... appeared in 46 games at first base, 42 at third and 17 in right field.
- Began the season on the Barons disabled list with a left quadriceps strain ... went 4-6 with two doubles and two RBI on 4/17 at Jacksonville.
- Reached base safely in 25 straight games from 4/23-5/19, batting .358 (32-95) with nine doubles, seven homers, 21 RBI and 10 walks.
- Was 3-6 with a triple and home run on 4/24 at Chattanooga and homered twice on 4/25 at the Lookouts ... recorded his second multihomer game on 5/23 vs. Montgomery.
- Was promoted to Charlotte on 5/24 ... led the Barons with a .338 average, 14 doubles, 10 home runs and 31 RBI at the time of his promotion.
- Was on the Knights DL from 6/30-7/25 with a right rotator cuff strain ... combined to hit .294 (35-119) in August/September ... homered with a career-high five RBI on 8/28 at New Orleans.

## 2015 SEASON

- Combined to hit .251 (61-243) with 25 doubles between Class A Kannapolis and Birmingham ... hit 24 of his 25 doubles over 62 games with Birmingham.
- Went 4-5 with a double, triple and four RBI for Kannapolis on 6/18 vs. Hagerstown.
- Played in 18 games with Glendale in the Arizona Fall League ... Sox acquisition was recommended by Chris Lein.

## 2014 SEASON

- Was limited to 37 games with Class A Brevard County in the Milwaukee organization.
- Was placed on Minor League Baseball's restricted list on 7/28 and missed the remainder of the season ... his final game came on 7/7 vs. Clearwater.

## 2013 SEASON

- Combined to hit .231 (69-298) with 16 doubles, 13 home runs and 39 RBI in 82 games between Class A Frederick and Brevard County.
- Was traded by Baltimore to Milwaukee in exchange for pitcher Francisco Rodriguez on 7/23 ... led Frederick with 12 homers at the time of the trade.
- Entered the season rated by *Baseball America* as the No. 4 Prospect in the Baltimore organization.

## 2012 SEASON

- Tied for the Class A Delmarva lead in home runs (11) and ranked second in RBI (54) ... was named to the South Atlantic midseason All-Star Team.

## 2011 SEASON

- Was selected by Baltimore in the sixth round of the First-Year Player Draft.

## MISCELLANEOUS/PERSONAL

- Single ... Twitter: @Nicky\_Delmonico ... graduated in 2011 from Farragut High School in Knoxville, Tenn. ... played on four state championship teams and hit a walkoff home run in the championship game as a junior in 2010.
- Played three years for Team USA (2008-10) and won two gold medals (2008-09) ... became the first player in USA baseball history to earn a "C" for captain on his jersey ... committed to the University of Georgia prior to signing with Baltimore.
- His brother, Tony, was a catcher in the Dodgers organization from 2008-12 ... brother, Joey, was a catcher at Georgia ... father, Rod, served as head baseball coach at the University of Tennessee for 18 seasons (1990-2007) and was the manager of the Netherlands in the 2009 World Baseball Classic.

## Brothers To Play For The White Sox

Players	Years	Players	Years
Frank and Robert Roth	1906/1914-15	Nyls and Chris Nyman	1974-77/1982-83
Homer and Ted Blankenship	1922-23/1922-30	Jeff and Danny Darwin	1996-97/1997
Bob and Ed Weiland	1928-31/1940, '42	Sandy and Roberto Alomar	2001-04, '06/2003-04
Jim and Denny O'Toole	1967/1969-73	John and Jordan Danks	2007-16/2012-14
Dick and Hank Allen	1972-74/1972-73		

### CAREER PLAYING RECORD

YEAR	CLUB	AVG	G	AB	R	H	TB	2B	3B	HR	RBI	SH	SF	HB	BB	SO	SB	CS	OBP	SLG	E
2012	Delmarva	.249	95	338	49	84	139	22	0	11	54	0	1	7	47	73	8	1	.351	.411	22
2013	Frederick	.243	61	226	33	55	106	12	0	13	30	0	0	1	36	59	5	1	.350	.469	15
	Brevard County	.194	21	72	8	14	20	4	1	0	9	0	0	3	12	21	2	1	.333	.278	4
2014	Brevard County	.262	37	141	11	37	57	8	0	4	15	0	1	1	7	34	2	2	.300	.404	5
2015	Kannapolis	.400	5	20	4	8	14	1	1	1	8	0	1	0	1	4	0	0	.409	.700	0
	Birmingham	.238	62	223	26	53	86	24	0	3	26	1	3	1	25	52	2	1	.313	.386	14
2016	Birmingham	.338	38	142	25	48	101	14	2	10	31	3	0	1	13	33	1	0	.397	.676	3
	Charlotte	.246	72	260	32	64	96	16	0	7	30	1	4	1	29	74	2	0	.320	.388	4
<b>MINOR TOTALS</b>		<b>.255</b>	<b>391</b>	<b>1422</b>	<b>188</b>	<b>363</b>	<b>619</b>	<b>101</b>	<b>4</b>	<b>49</b>	<b>203</b>	<b>5</b>	<b>10</b>	<b>15</b>	<b>170</b>	<b>350</b>	<b>22</b>	<b>6</b>	<b>.339</b>	<b>.435</b>	<b>64</b>

### CAREER TRANSACTIONS

- Selected by Baltimore in the sixth round of the First-Year Player Draft (6/7/11).
- On Class A Delmarva disabled list with medial meniscus tear in right knee (6/28-7/5/12).
- On Class A Frederick disabled list with a concussion (4/19-5/12/13).
- Traded by Baltimore to Milwaukee in exchange for RHP Francisco Rodriguez (7/23/13).
- On Class A Brevard County disabled list with right elbow strain (8/19-29/13).
- On Class A Brevard County temporarily inactive list (7/20-27/14).
- On Minor League Baseball restricted list (7/28-8/31/14).
- Released by Milwaukee (2/6/15).
- Signed by the White Sox as a free agent (2/11/15).
- On Class AA Birmingham disabled list with left quadriceps strain (4/7-13/16).
- On Class AAA Charlotte disabled list with right rotator cuff strain (6/30-7/25/16).

### White Sox 2016-17 Winter League Statistics (Regular Season)

BATTERS	CLUB	LG	AVG	G	AB	R	H	2B	3B	HR	RBI	BB	IBB	SO	SB	CS	OBP	SLG	OPS	SF	SH	HBP	DP	E	GI	
																									DP	
Collins, Z.	Glendale	AFL	.227	10	22	6	5	0	0	2	5	6	0	8	0	0	.393	.500	.893	0	0	0	0	0	0	0
Curbelo, L.	Santurce	PWL	.250	5	8	0	2	0	0	0	0	0	0	1	0	0	.250	.500	.500	0	0	0	0	0	0	1
Garcia, A.	Aragua	VWL	.292	34	113	21	33	6	0	5	18	18	1	25	2	1	.412	.478	.890	0	0	5	5	3		
Garcia, L.	Cibao	DWL	.266	30	109	15	29	5	3	0	8	13	1	17	7	2	.344	.367	.711	2	2	1	1	4		
Garcia, W.	Estrellas	DWL	.179	23	56	3	10	1	0	0	3	7	0	19	1	0	.266	.196	.462	1	1	0	4	0		
Gonzalez, A.	Caracas	VWL	.200	13	25	3	5	1	0	0	0	3	0	5	0	1	.286	.240	.526	0	0	0	0	0		
Hawkins, C.	Glendale	AFL	.219	20	73	7	16	5	0	1	9	5	0	23	0	0	.266	.329	.595	1	0	0	0	0		
Hayes, D.	Glendale	AFL	.161	18	62	6	10	0	0	1	3	6	0	20	0	1	.232	.210	.442	1	0	0	2	0		
Hobson, K.	Hobson	LMP	.125	2	8	1	1	0	0	1	1	0	0	6	0	0	.125	.500	.625	0	0	0	0	0		
Liriano, R.	Licey	DWL	.258	37	120	18	31	3	2	1	14	15	0	34	2	5	.350	.342	.692	0	0	2	1	2		
Michalczewski, T.	Glendale	AFL	.185	17	54	7	10	4	0	0	4	10	0	17	1	1	.323	.259	.582	0	1	1	0	5		
Moncada, Y.	Surprise	AFL	.292	6	24	6	7	1	0	1	3	3	0	10	1	1	.370	.458	.829	0	0	0	0	4		
Montilla, G.	Margarita	VWL	.083	6	12	1	1	0	0	0	1	4	0	1	0	0	.313	.083	.396	0	0	0	1	0		
Rodriguez, W.	Aguadilla	PWL	.260	16	50	7	13	2	1	0	2	3	0	6	0	1	.315	.340	.655	0	0	1	3	0		
Rodriguez, W.	Santurce	PWL	.067	7	15	2	1	0	0	0	1	3	0	4	0	0	.263	.067	.330	0	0	1	0	0		
Rondon, C.	Caracas	VWL	.103	13	29	1	3	2	0	0	0	1	0	9	0	0	.133	.172	.306	0	2	0	1	3		
PITCHERS	CLUB	LG	W-L	ERA	G	GS	CG	SHO	SV	IP	H	R	ER	HR	HB	BB	IBB	SO	BK	WP	WHIP	AVG				
Clark, B.	Glendale	AFL	0-0	2.08	8	0	0	0	0	13.0	12	3	3	0	0	6	0	13	1	0	1.38	.245				
Covey, D.	Mesa	AFL	4-0	4.74	6	6	0	0	0	24.2	28	13	13	0	1	8	0	17	0	2	1.46	.280				
Diaz, V.	Escogido	DWL	0-0	27.00	1	0	0	0	0	0.2	3	2	2	0	1	0	0	1	0	0	4.50	.600				
Holmberg, D.	Escogido	DWL	2-0	2.55	4	4	0	0	0	17.2	19	5	5	0	0	7	0	11	0	1	1.47	.288				
Kopecch, M.	Surprise	AFL	3-0	2.01	6	6	0	0	0	22.1	18	5	5	2	2	8	0	26	0	1	1.16	.231				
Lechich, L.	Glendale	AFL	1-0	0.71	10	0	0	0	0	12.2	7	1	1	0	1	5	0	7	0	0	0.95	.167				
Marin, T.	Jalisco	LMP	2-2	8.35	4	4	0	0	0	18.1	29	20	17	2	2	7	0	10	0	1	1.96	.377				
Martinez, L.	Magallanes	VWL	0-0	4.32	7	0	0	0	0	8.1	8	4	4	1	0	3	0	6	0	1	1.32	.258				
Minaya, J.	Cibao	DWL	1-0	2.16	12	0	0	0	0	8.1	10	2	2	1	0	4	0	10	0	0	1.68	.294				
Sanburn, N.	Glendale	AFL	2-0	4.81	6	6	0	0	0	24.1	23	14	13	1	1	12	0	18	0	1	1.44	.250				
Soto, G.	Carolina	PWL	4-3	2.05	9	9	0	0	0	48.1	42	11	11	0	2	9	0	31	0	2	1.06	.239				
Turner, C.	Glendale	AFL	1-0	5.06	8	0	0	0	0	10.2	13	7	6	2	0	4	1	10	0	0	1.59	.289				
Valerio, K.	Aguias	DWL	1-0	0.00	4	0	0	0	0	5.1	4	0	0	0	0	3	0	3	1	0	1.31	.222				
Ynoa, M.	Aguias	DWL	0-0	1.54	13	0	0	0	0	11.2	7	3	2	0	0	7	0	8	0	1	1.20	.189				



# ADAM ENGEL

# 63

## OUTFIELDER

**Given Name:** Adam Trevor Engel

**Bats:** Right **Throws:** Right

**Height:** 6-2 **Weight:** 210

**Opening Day Age:** 25 (December 9, 1991)

**Birthplace/Residence:** Cincinnati, Ohio/Loveland, Ohio

**First Pro Contract:** White Sox

**Sox Acquisition:** Selected in 19th round, June 2013 First-Year Player Draft.

**Major League Service:** None

**Contract Status:** Signed through 2017.

### 2017 SEASON

- Enters the season ranked by MLB.com as the No. 12 Prospect in the White Sox system ... also tabbed by *Baseball America* as the Best Defensive Outfielder in the Sox organization.
- Attended a player symposium in Washington D.C. in January hosted by Major League Baseball and the MLBPA.

### 2016 SEASON

- Combined to hit .259/.344/.406 with 30 doubles, 12 triples, seven home runs, 46 RBI, 90 runs scored, 45 stolen bases and 56 walks over 129 games between Class A Winston-Salem, Class AA Birmingham and Class AAA Charlotte.
- His 45 steals tied for fifth-most in the minor leagues, and his 12 triples tied for sixth.
- Ranked among the Sox organizational leaders in triples (1st), runs scored (1st), stolen bases (1st), extra-base hits (T1st, 49), total bases (3rd, 207), walks (3rd), doubles (T4th) and hits (T5th).
- Opened the season with Birmingham before being transferred to Winston-Salem on 5/9 ... recorded eight multihit efforts with the Dash before being promoted back to the Barons on 5/24.
- Compiled a 12-game hitting streak with the Barons from 7/5-16 (.426, 23-54) ... was transferred to the Knights on 7/18 for the remainder of 2016.
- Entered the season rated by *Baseball America* as the No. 7 Prospect, Fastest Baserunner and Best Defensive Outfielder in the White Sox organization.

### 2015 SEASON

- Ranked third in the minor leagues with 65 stolen bases at Winston-Salem ... led the Carolina League in runs (90) and steals, ranked second in hits (133) and triples (9) and third in total bases (195).
- Was named to CL postseason All-Star team ... following the season was rated by *Baseball America* as the No. 14 Prospect, Best Baserunner and Fastest Baserunner in the CL.

- Was successful on 85.5 percent (65-76) of his stolen-base attempts, including 17 in a row from 8/1-9/3 ... the 11 caught steal were the lowest among players with 60-plus attempts.
- Reached base safely in 19 straight home games from 7/4-8/9, tied for the fifth-longest streak in the CL.
- Was named the Arizona Fall League MVP after hitting .403 (27-67) with nine doubles, two triples, one homer, nine RBI, 10 steals and 16 runs scored in 19 games with Glendale.

### 2014 SEASON

- Hit .264 (113-428) with 17 doubles, 10 triples, seven homers, 38 RBI, 71 runs scored and 39 steals in 103 games between the AZL White Sox, Class A Kannapolis and Winston-Salem.
- Ranked among the organizational leaders in stolen bases (1st), triples (T1st) and runs scored (5th) ... led Kannapolis with 28 steals and tied for the lead with seven triples.
- Played in 46 games with Melbourne of the Australian Baseball League, hitting .250 (48-192).

### 2013 SEASON

- Spent his first professional season with Advanced Rookie Great Falls ... led the Pioneer League in stolen bases (31).
- Ranked third in the organization in stolen bases, sixth in average (.301) and 10th in on-base percentage (.379).
- Was cited by *Baseball America* as the Best Late-Round Pick, Best Defensive Player and Fastest Runner (with Jacob May) in the White Sox draft class.
- Was recommended/signed by White Sox scout Phil Gulley.

### MISCELLANEOUS/PERSONAL

- Married Jaime ... Twitter: @ManOfSteal\_10.
- Attended the University of Louisville ... was named Third Team All-Big East in 2013 and Second Team in 2012.
- Is a 2010 graduate of Loveland (Ohio) High School ... played baseball, basketball and football.


### CAREER PLAYING RECORD

YEAR	CLUB	AVG	G	AB	R	H	TB	2B	3B	HR	RBI	SH	SF	HB	BB	SO	SB	CS	OBP	SLG	E
2013	Great Falls	.301	56	239	44	72	99	12	3	3	30	2	2	10	21	34	*31	8	.379	.414	2
2014	AZL White Sox	.364	8	33	6	12	24	3	3	1	3	0	2	3	6	2	0	.447	.727	0	
	Kannapolis	.261	74	307	54	80	126	14	7	6	30	0	5	29	86	28	11	.334	.410	3	
	Winston-Salem	.239	21	88	11	21	21	0	0	5	2	2	2	6	21	9	1	.296	.239	1	
2015	Winston-Salem	.251	136	529	*90	133	195	23	9	7	43	8	3	6	62	132	*65	11	.335	.369	4
2016	Winston-Salem	.327	14	55	15	18	26	6	1	0	5	1	0	1	7	11	6	0	.413	.473	0
	Birmingham	.255	74	306	56	78	126	18	9	4	25	5	0	7	39	70	31	9	.352	.412	2
	Charlotte	.242	41	149	19	36	55	6	2	3	16	0	2	10	50	8	5	.298	.369	1	
<b>MINOR TOTALS</b>		<b>.264</b>	<b>424</b>	<b>1706</b>	<b>295</b>	<b>450</b>	<b>672</b>	<b>82</b>	<b>34</b>	<b>24</b>	<b>157</b>	<b>18</b>	<b>7</b>	<b>35</b>	<b>177</b>	<b>410</b>	<b>179</b>	<b>45</b>	<b>.344</b>	<b>.394</b>	<b>13</b>

\*Led League

### CAREER TRANSACTIONS

- Selected by the White Sox in the 19th round of the First-Year Player Draft (6/13).
- On Class A Kannapolis disabled list with a right back strain (5/19-7/1/14); included a rehab assignment to the AZL White Sox (6/20-7/1/14).



# TODD FRAZIER

# 21

## THIRD BASEMAN

**Given Name:** Todd Brian Frazier

**Bats:** Right      **Throws:** Right

**Height:** 6-3      **Weight:** 220

**Opening Day Age:** 31 (February 12, 1986)

**Birthplace/Residence:** Toms River, N.J.

**First Pro Contract:** Cincinnati, selected with a sandwich pick (34th overall) between the first and second rounds, June 2007 First-Year Player Draft.

**Sox Acquisition:** Obtained from Cincinnati as part of a three-team trade that sent INF Micah Johnson, RHP Frankie Montas and OF Trayce Thompson from the White Sox to the Dodgers and INFs Brandon Dixon and Jose Peraza and OF Scott Schebler from the Dodgers to the Reds, December 15, 2015.

**Major League Service:** Five years, 71 days.

**Contract Status:** Signed through 2017.

### 2016 SEASON

- **American League Leaders:** 6th-HR (40).
- Was named the winner of the Heart and Hustle Award, presented by the MLB Players Alumni Association to honor the active player who demonstrates a passion for the game and best embodies the values, spirit, and tradition of the game ... became the first White Sox player to win the award.
- Set career highs with 40 home runs, 98 RBI, 89 runs scored and 64 walks in his first season with the Sox ... joined Jim Thome (42 in 2006) as the only players to hit 40-plus home runs in their first season with the club.
- Became the seventh player (12th time) in Sox history to hit 40 home runs, the first to record 40 homers and 15 stolen bases in a season and the first since Jorge Orta in 1976 to lead the club in home runs and steals (STATS).
- Fell two RBI short of becoming the sixth White Sox (11th time) to record a 40 HR/100 RBI season ... would have joined Frank Thomas (five times), Paul Konerko (twice), Albert Belle (once), Jermaine Dye (once) and Thome (once).
- His 40 home runs were the most in White Sox history by a third baseman, and his 15 stolen bases were the most by a Sox third baseman since Orta in 1976 (24) ... 39 of his 40 homers were hit as a third baseman, breaking the franchise record of 33 set by Bill Melton in 1971.
- His 24 homers on the road tied Frank Thomas (1996) for the second-highest total in Sox history ... Thomas holds the record with 25 in 1995.
- Made 149 starts at third base, third-most in the AL, and compiled a .972 fielding percentage (11 E/395 TC).
- Homered in consecutive games eight times.
- Connected on a go-ahead, three-run home run in the fifth inning on 4/5 at the A's, his first with the Sox ... hit a solo home run in the home opener on 4/8 vs. Cleveland.
- Hit a game-tying home run in the eighth inning on 4/23 vs. Texas, a game-winning, two-run double in the seventh on 4/25 at Toronto and a go-ahead, two-run homer in the eighth on 4/29 at Baltimore.
- Connected on a game-winning grand slam in the 12th inning on 5/9 at Texas ... the slam was the third of his career and second home run of the game (seventh multihomer effort).
- The game-winning grand slam was the first by a White Sox player in extra innings since Alex Rios on 9/10/11 vs. Cleveland ... joined Happy Felsch (9/30/1916 at Cleveland) as the only Sox in history to hit a slam in the 12th inning or later (Elias).
- Also established a career high with six RBI and matched his career high with four hits (fourth time) in the win at Texas ... the four-hit, two-homer, six-RBI game was the first by a White Sox since Carlos Lee on 9/29/04 at Detroit.

### MLB HOME RUN LEADERS, 2015-16

Player	HR
Nelson Cruz	87
Chris Davis	85
Nolan Arenado	83
Edwin Encarnacion	81
Josh Donaldson	78
<b>Todd Frazier</b>	<b>75</b>
David Ortiz	75
Manny Machado	72
Albert Pujols	71

### MOST HR BY SOX THIRD BASEMAN

Player, Year	HR
<b>Todd Frazier, 2016</b>	<b>40</b>
Bill Melton, 1971	33
Robin Ventura, 1996	32
Joe Crede, 2006	30
Eric Soderholm, 1977	25
Robin Ventura, 1995	25
Bill Melton, 1969	23
Pete Ward, 1963	23
Four players tied	22

### FRAZIER AMONG 3B LEADERS SINCE 2012

Category	Rank	No.
Home Runs	1st	142
AB/HR	3rd	19.43
RBI	4th	407
XBH	4th	294
Total Bases	5th	1,282

### ACTIVE 3B FIELDING PCT. LEADERS

Player	Fld. Pct.
Martin Prado	.969
Evan Longoria	.968
<b>Todd Frazier</b>	<b>.966</b>
Kyle Seager	.966
Chase Headley	.965

- Drove in three runs on 5/11 at the Rangers ... his nine RBI tied the franchise record over a two-game road span and tied for the third-most in any two-game span since 1920 (STATS).
- Hit a solo home run on 5/11 at the Rangers before leaving the game in the fourth inning with a lower lip laceration suffered while attempting to catch a foul ball in the stands.
- Homered in consecutive games for the first time in 2016 on 5/22 vs. Kansas City and 5/23-1 vs. Cleveland ... followed Melky Cabrera's grand slam with a solo homer on 5/27 at Kansas City, Chicago's first back-to-back home runs in 2016.
- Joined Thome (20 in 2006), Thomas (20 in 1994) and Adam Dunn (16 in 2012) as the only White Sox to hit 16-plus home runs before the start of June (Elias).
- Hit a game-tying solo home run in the seventh inning off Jacob deGrom on 6/1 at the Mets (Sox won, 2-1) ... connected on his AL-leading 20th home run on 6/21 at Boston.
- Recorded his second game of the season with three-plus hits on 7/4 vs. the Yankees, going 3-3 with two doubles, one RBI and two runs scored ... hit his 24th homer on 7/8 vs. Atlanta.
- Hit his 25th home run on 7/9 vs. Atlanta, tying Adam Dunn (2012) and Jermaine Dye (2006) for the sixth-most in franchise history prior to the break.
- Finished second to Giancarlo Stanton at the Home Run Derby in San Diego ... was outthomered by Stanton, 16-15, in the finals after defeating Carlos Gonzalez (13-12) in the quarterfinals and Adam Duvall (16-15) in the semifinals ... advanced to the finals for the third consecutive year (2015 winner).

FRONT OFFICE

FIELD STAFF

PLAYERS

OPPONENTS

2016 REVIEW

HISTORY

RECORDS

MINOR LEAGUES

MEDIA/MISC.

- Joined Jermaine Dye (2006), Paul Konerko (2002), Frank Thomas (1994-95) and Carlton Fisk (1985) as the only White Sox to compete in the derby.
- Homered in three straight games for the first time in his career on 7/18-20 at Seattle ... hit a three-run homer on 7/25 vs. Cubs.
- Connected on his second extra-inning homer of the season on 8/9 at Kansas City, a three-run homer in the 10th off Kelvin Herrera ... delivered his fifth career game-ending hit on 8/25 vs. Seattle, a ninth-inning single off Nick Vincent.
- Hit his 34th home run as a third baseman on 9/1 at Minnesota, breaking Bill Melton's club record of 33 set in 1971.
- Connected on his career-high 36th homer in the eighth inning on 9/12 vs. Cleveland ... the home run capped the White Sox scoring a run in every inning for just the second time in franchise history (also 5/11/49 vs. Boston).
- Compiled a season-high, 12-game hitting streak from 9/16-28, going 18-46 (.391) ... hit a game-winning, solo home run in the seventh inning on 9/28 vs. Tampa Bay, his 40th of the season.

### CAREER HIGHLIGHTS

- Is a two-time National League All-Star (2014-15) and 2015 Rawlings Gold Glove Award® finalist.
- Ranks second among major-league third basemen since 2012 with 142 home runs and third with 750 games played.
- In 2015, joined Hall-of-Famer Frank Robinson as the only players in Reds history to record 40 2B/35 HR in a season.
- In 2014, became the seventh player in major league history to produce at least 29 home runs, 80 RBI and 20 stolen bases while primarily playing third base, joining Howard Johnson, Chipper Jones, Alex Rodriguez, Mike Schmidt, Fernando Tatis and David Wright.
- Won the 2015 Home Run Derby at his home ballpark in Cincinnati and was runner-up in both 2016 and 2014.

### 2015 SEASON

- Established career highs in virtually every category, including doubles (43), home runs (35), RBI (89) and at-bats (619) while being honored as a finalist for the Gold Glove Award.
- Ranked among the NL leaders in at-bats (1st), doubles (T2nd), extra-base hits (3rd, 79), home runs (4th), total bases (4th, 308) and slugging percentage (10th, .498).
- Was one of four players in the major leagues to record at least 40 doubles and 35 home runs, joining Yoenis Cespedes, Josh Donaldson and Nolan Arenado ... became the second player in Reds history to accomplish the feat (Frank Robinson, 1962) and the 79th in major-league history.



- Joined Tony Perez (twice) and Deron Johnson (once) as the only players in Reds history to hit 30 homers while playing primarily third base ... became the first Reds third baseman with consecutive 25-homer seasons since Chris Sabo in 1990-91.
- Led the NL in doubles through games of 9/25 but was tied and eventually passed by St. Louis' Matt Carpenter on 9/26.
- Made his second straight All-Star Team and first start ... was the starting third baseman for the NL at the 86th All-Star Game, held at Great American Ball Park.
- Led the NL in the first half in total bases (200), doubles (26) and extra-base hits (52), ranked third in home runs (25) and sixth in RBI (57) ... his 52 extra-base hits before the break were the second-highest total in Reds history behind Hall-of-Famer Johnny Bench (54 in 1970).
- Became the first Reds player and the 14th in MLB history to record at least 26 doubles and 25 homers in the first half.
- Won the Home Run Derby, defeating Prince Fielder (14-13), Josh Donaldson (10-9) and Joc Pederson (15-14) ... on his final swing of the derby, became the third Reds player to win (Dave Parker, 1985 and Eric Davis, 1989) and the second player to win it in his home park (Cubs Ryne Sandberg, 1990).
- Was named NL POW for 5/25-31, his first career weekly award ... hit .327 (33-101) with nine home runs and 15 RBI in May and recorded 11 doubles, nine homers and 23 RBI in June.
- Recorded back-to-back multihomer games on 6/16 at Detroit and 6/17 vs. Detroit, the eighth player in Reds history to accomplish the feat and first since Barry Larkin on 6/27-28/91.
- Hit the first two grand slams of his career on 4/21 at Milwaukee (off Mike Fiers) and 6/17 vs. Detroit (walkoff shot off Joaquin Soria) ... hit his 100th home run on 7/25 at Colorado, a three-run shot off Chris Rusin.
- Hit his 40th double on 9/10 vs. St. Louis to become the fourth player in Reds history with 40 doubles and 30 home runs in a season, joining Frank Robinson (1962), Dave Parker (1985) and Jay Bruce (2013).
- As the All-Star Game's ambassador, cast the first "official" ballot on 4/29 to begin the voting.
- Was the Reds' recipient of the Heart & Hustle Award ... received his award on 9/6, which Hamilton County Commissioners declared "Todd Frazier Day."

### 2014 SEASON

- Ranked among the NL leaders in HR (T4th, 29), home run ratio (6th, 20.6), games (T6th, 157) and at-bats (8th, 597) ... established career highs in most statistical categories.
- Was the only player in the major leagues with at least 29 home runs, 80 RBI and 20 stolen bases ... became only the seventh player in history to produce those numbers while primarily playing third base, joining Howard Johnson, Chipper Jones, Alex Rodriguez, Mike Schmidt, Fernando Tatis and David Wright.
- Joined Chris Sabo (1990) and Aaron Boone (2002) as the only third basemen in Reds history to produce at least 20 homers and 20 stolen bases in a season.
- Was elected by his peers to his first All-Star team and became the Home Run Derby's National League champion ... as the Reds' first All-Star Game Home Run Derby participant since Ken Griffey Jr. in 2000, advanced to the final but lost to two-time winner Yoenis Cespedes of the Athletics.
- Led all NL third basemen in homers and steals and ranked second in RBI behind Washington's Anthony Rendon (83) ... was rated by managers as the third-best defensive third baseman in the league ... made 118 starts at third base and 37 at first.
- Compiled a career-high, 14-game hitting streak from 4/29-5/15 (.321, 17-53) ... ended the 4-3 win on 5/4 vs Milwaukee with a two-out, RBI-double in the 10th inning off Tyler Thornburg.
- Snapped a 2-2 tie on 5/19 at Washington with a two-run homer off Ross Detwiler in the 15th inning ... led off the eighth inning on 5/26 at the Dodgers to break up Hyun-Jin Ryu's perfect game.
- Received the Joe Nuxhall Good Guy Award in voting of the local chapter of the BBWAA.



## 2013 SEASON

- Hit 19 home runs for the second consecutive season ... homered six times in April and September.
- He and Zack Cozart each hit two home runs on 4/5 vs. Washington, becoming the first shortstop/third base tandem in Reds history to accomplish the feat and the first in the NL since Pittsburgh's Jackie Hernandez and Richie Hebner in 1971.
- Became the first Reds batter to homer in a 1-0 win since Sean Casey on 8/26/04 vs St. Louis when he accomplished the feat on 4/24 vs. the Cubs (off Jeff Samardzija).
- Compiled a career-high 42-game errorless streak from 4/23-6/13, recorded a career-best five straight multihit games from 6/1-5 and endured a career-long 0-31 stretch from 7/26-8/7.
- Hit five doubles on 7/22-24 at San Francisco, the most ever by an opposing player in a three-game series at AT&T Park.
- Produced four homers and eight RBI over his last 13 games as the Reds clinched the NL wild card spot.

## 2012 SEASON

- Was voted by his peers for a Players Choice Award as the NL Outstanding Rookie and finished third in the BBWAA NL Rookie of the Year voting.
- Ranked second among NL rookies with 67 RBI, third with 19 home runs and 10th with a .273 average ... his 13 homers as a third baseman were second-most ever by a Reds rookie behind Grady Hatton (14 in 1946).
- Began the season at Class AAA Louisville ... was recalled on 4/17 and spent the rest of the season with the Reds.
- Made 66 starts at third base, 36 at first and seven in the outfield ... started 28 of the 34 games at third base that Scott Rolen missed from 5/12-6/17 and 35 of the 48 at first base that Joey Votto missed from 7/16-9/3.
- Went 6-12 as a pinch hitter, including two RBI triples, a double, single and walk in his first five plate appearances ... hit pinch triples on 4/20 at the Cubs and 4/27 vs. Houston.
- Recorded his first career multihomer game on 5/16 at Mets.
- Hit his first career game-ending homer on 5/23 vs. Atlanta (solo shot off Cristhian Martinez), just the third walkoff by a Reds rookie since 1984 (Jay Bruce in 2008 and Drew Stubbs in 2009).
- Was scratched from the lineup on 6/8 vs. Detroit with back spasms but delivered a game-tying RBI double as a pinch hitter in the eighth inning of eventual 6-5 Reds victory.
- Was named NL Rookie of the Month for August after hitting .330 (36-109) with six home runs and 25 RBI ... reached base safely in 30 consecutive games from 8/8-9/8.
- Hit a game-tying homer with two outs in the ninth inning on 9/27 vs. Milwaukee (eventual 2-1 Reds win) ... in the first inning of Homer Bailey's no-hitter on 9/28 at Pittsburgh, drove in the game's only run with a sacrifice fly.
- Appeared in four games of the NLDS vs. San Francisco (one start), going 0-3 with a walk and RBI.
- Was the club's nominee for the Robert Clemente Award for his positive contributions on and off the field.

## 2011 SEASON

- Appeared in 41 games (27 starts) over two stints with Cincinnati, including 27 at third base, four in left field, two each at second base and shortstop and one at first.
- Began the season with Louisville before being recalled on 5/23 ... made his major-league debut that night at Philadelphia as a pinch-hitter (struck out).
- Was optioned to Louisville on 5/24 and recalled a second time on 7/22 when Scott Rolen was placed on the disabled list ... spent the rest of the season with the Reds.
- Recorded his first major-league hit on 7/22 vs. Atlanta, a single off Scott Linebrink ... made his first start on 7/23 vs Atlanta, hitting a three-run double off Cristhian Martinez ... hit his first home run on 7/31 vs San Francisco, a solo shot off Barry Zito.
- Hit his first career pinch home run on 9/2 at St. Louis.

## 2010 SEASON

- Led Louisville with 76 starts in left field but also appeared in 35 games at third base ... tied for sixth in the IL with 32 doubles.
- Following the season, played for Team USA in the COPABE Pan Am Games qualifying tournament in San Juan, hitting .313 with a home run and seven RBI.

## 2009 SEASON

- Combined to hit .292 (150-514) with 45 doubles, 16 home runs, 77 RBI and a .832 OPS in 135 games between Class AA Carolina and Louisville.
- Spent most of 2009 at Carolina, where he was a Southern League All-Star and *Baseball America* Class AA All-Star.

## 2008 SEASON

- Split the season between Class A Daytona and Class A Sarasota, hitting .291 (139-478) with 30 doubles, 19 homers and 74 RBI in 130 games.
- Was selected as a *Baseball America* high Class A All-Star ... was twice named Florida State League Player of the Week.
- Played in 27 games for Waikiki in the Hawaii Winter Baseball League, hitting .295 (28-95) with three home runs and 22 RBI.

## 2007 SEASON

- Spent most of the season with Advanced Rookie Billings.
- Following the season, was named the top prospect in the Pioneer League and a *Baseball America* rookie All-Star.
- Was signed by Lee Seras.

## COMMUNITY INVOLVEMENT

- In 2016, he and his brothers, Charlie and Jeff, and the USABL launched the Frazier Elite World Series for 16U and 18U teams.
- During his first season with the White Sox, participated in an ACE experience during Sox Serve Week, hosted a hitting clinic for youth players, visited children at Lurie Children's Hospital, made an appearance at a Local Sam's Club and participated in BP for a Cause to benefit the Team Carone Foundation.
- In 2013, he designated the Baseball United Foundation's Grand Slam for Sandy fundraising effort as the recipient of a \$10,000 grant from the Major League Baseball Players Trust ... the donation was part of a \$20,000 charitable contribution he received for being named the 2012 National League Outstanding Rookie in Players Choice Awards balloting.
- At RedsFest 2008, beat 560 players to win the Reds Community Fund Celebrity Poker Tournament and donated the first-place \$10,000 prize to the Reds Community Fund.
- Holds one-day baseball camps for youth players (ages 7-16) with Frazier Baseball and the United States Amateur Baseball League throughout the offseason.

## MISCELLANEOUS/PERSONAL

- Married Jacquelyn ... has two children: Blake and Kylie ... Twitter: @FlavaFraz21.
- Served as an analyst for MLB Network's postseason coverage following the 2013 and 2015 seasons ... following the 2014 season, worked as an analyst for TBS' postseason coverage.
- Played baseball at Rutgers University ... was the pre and postseason Big East Player of the Year in 2007 and was rated the top professional prospect in the Northern Region ... tied for fourth in the NCAA in 2007 with 22 home runs.
- Graduated in 2004 from Toms River (N.J.) South High School ... played baseball and was a four-year starter on the basketball team ... set a school record with 27 rebounds in a game.
- Was a member of the Toms River team that won the 1998 Little League World Series championship ... went 4-4 with a home run in the championship game vs Japan and also recorded the last out as a pitcher.
- His brother, Jeff, was selected by the Detroit Tigers in the third round of the 2004 First-Year Player Draft.

FRONT OFFICE  
 FIELD STAFF  
 PLAYERS  
 OPPONENTS  
 2016 REVIEW  
 HISTORY  
 RECORDS  
 MINOR LEAGUES  
 MEDIA/MISC.

### CAREER PLAYING RECORD

YEAR	CLUB	AVG	G	AB	R	H	TB	2B	3B	HR	RBI	SH	SF	HB	BB	SO	SB	CS	OBP	SLG	E
2007	Billings	.319	41	160	29	51	82	6	5	5	25	0	1	7	18	22	3	3	.409	.513	9
	Dayton	.318	6	22	4	7	16	3	0	2	5	0	0	0	2	4	0	0	.375	.727	1
2008	Dayton	.321	30	112	25	36	67	10	0	7	20	0	0	0	15	28	4	2	.402	.598	7
	Sarasota	.281	100	366	62	103	165	20	3	12	54	0	3	4	84	8	4	.357	.451	10	
2009	Carolina	.290	119	451	59	131	217	40	2	14	68	0	5	2	42	67	7	8	.350	.481	7
	Louisville	.302	16	63	9	19	30	5	0	2	9	0	0	0	6	12	2	0	.362	.476	4
2010	Louisville	.258	130	480	71	124	215	32	4	17	66	1	2	10	45	127	14	4	.333	.448	5
2011	Louisville	.260	90	315	47	82	147	18	1	15	46	0	4	6	34	82	17	4	.340	.467	6
	CINCINNATI	.232	41	112	17	26	49	5	0	6	15	0	0	2	7	27	1	0	.289	.438	2
2012	Louisville	.231	10	39	4	9	14	2	0	1	7	0	0	0	2	11	3	0	.268	.359	1
	CINCINNATI	.273	128	422	55	115	210	26	6	19	67	0	4	3	36	103	3	2	.331	.498	7
2013	CINCINNATI	.234	150	531	63	124	216	29	3	19	73	2	3	14	50	125	6	5	.314	.407	10
2014	CINCINNATI	.273	157	597	88	163	274	22	1	29	80	0	4	7	52	139	20	8	.336	.459	14
2015	CINCINNATI	.255	157	*619	82	158	308	43	1	35	89	1	7	7	44	137	13	8	.309	.498	19
2016	WHITE SOX	.225	158	590	89	133	274	21	0	40	98	1	7	4	64	163	15	5	.302	.464	12
<b>MINOR TOTALS</b>		<b>.280</b>	<b>542</b>	<b>2008</b>	<b>310</b>	<b>562</b>	<b>953</b>	<b>136</b>	<b>15</b>	<b>75</b>	<b>300</b>	<b>1</b>	<b>15</b>	<b>29</b>	<b>205</b>	<b>437</b>	<b>58</b>	<b>25</b>	<b>.353</b>	<b>.475</b>	<b>50</b>
<b>N.L. TOTALS</b>		<b>.257</b>	<b>633</b>	<b>2281</b>	<b>305</b>	<b>586</b>	<b>1057</b>	<b>125</b>	<b>11</b>	<b>108</b>	<b>324</b>	<b>3</b>	<b>18</b>	<b>33</b>	<b>189</b>	<b>531</b>	<b>43</b>	<b>23</b>	<b>.321</b>	<b>.463</b>	<b>52</b>
<b>MLB TOTALS</b>		<b>.250</b>	<b>791</b>	<b>2871</b>	<b>394</b>	<b>719</b>	<b>1331</b>	<b>146</b>	<b>11</b>	<b>148</b>	<b>422</b>	<b>4</b>	<b>25</b>	<b>37</b>	<b>253</b>	<b>694</b>	<b>58</b>	<b>28</b>	<b>.317</b>	<b>.464</b>	<b>64</b>

\*Led League

### CAREER TRANSACTIONS

- Selected by Cincinnati in the supplemental round (34th overall) of the First-Year Player Draft (6/07).
- Traded by Cincinnati to the White Sox as part of a three team deal in which the White Sox sent INF Micah Johnson, RHP Frankie Montas and OF Trayce Thompson to the Dodgers; the Dodgers sent INF Brandon Dixon and Jose Peraza and OF Scott Schebler to the Reds (12/15/15).

### CAREER FIELDING STATISTICS

POSITION	PCT	G	GS	TC	PO	A	E	DP	POSITION	PCT	G	GS	TC	PO	A	E	DP
Third Base	.966	675	652	1644	428	1160	56	102	Second Base	1.000	2	0	3	2	1	0	2
First Base	.989	90	81	741	682	51	8	56	Shortstop	1.000	2	0	3	2	1	0	0
Left Field	1.000	13	9	16	15	1	0	0	Right Field	—	1	1	0	0	0	0	0

### CAREER GAME BESTS AND HOME RUN INFORMATION

- HITS** — 4 (4x, last 5/9/16 at Tex.) ... **HR** — 2 (7x, last 5/9/16 at Tex.) ... **RBI** — 6 (5/9/16 at Tex.)
- RUNS** — 4 (9/27/14 vs. Pit.) ... **SB** — 2 (3x, last 9/25/16 at Cle.) ... **HITTING STREAK** — 14 games (4/29-5/15/14)
- GAME-ENDING HR** — 2 (last 6/17/15 vs. Det.) ... **GS** — 3 (last 5/9/16 at Tex.)
- MULTIHR GAMES** — 7 (last 5/9/16 at Tex.) ... **PINCH-HIT HOME RUNS** — 1 (9/2/11 at STL)
- INSIDE-THE-PARK HOME RUNS** — NONE ... **LEADOFF HOME RUNS** — NONE

### WILD CARD GAME RECORD

YEAR	CLUB	AVG	G	AB	R	H	TB	2B	3B	HR	RBI	SH	SF	HB	BB	SO	SB	CS	OBP	SLG	E
2013	Cin. vs. Pit.	.250	1	4	0	1	2	1	0	0	0	0	0	0	0	1	0	0	.250	.500	0

### DIVISION SERIES RECORD

YEAR	CLUB	AVG	G	AB	R	H	TB	2B	3B	HR	RBI	SH	SF	HB	BB	SO	SB	CS	OBP	SLG	E
2012	Cin. vs. S.F.	.167	4	6	0	1	1	0	0	0	1	0	0	0	1	2	0	0	.286	.167	0

### ALL-STAR GAME RECORD

YEAR	CLUB	AVG	G	AB	R	H	TB	2B	3B	HR	RBI	SH	SF	HB	BB	SO	SB	CS	OBP	SLG	E
2014	N.L., Minnesota	.000	1	0	0	0	0	0	0	0	0	0	0	0	1	0	0	0	1.000	.000	0
2015	N.L., Cincinnati	.000	1	3	0	0	0	0	0	0	0	0	0	0	0	0	0	0	.000	.000	0
<b>TOTALS</b>		<b>.000</b>	<b>2</b>	<b>3</b>	<b>0</b>	<b>0</b>	<b>0</b>	<b>0</b>	<b>0</b>	<b>0</b>	<b>0</b>	<b>0</b>	<b>0</b>	<b>0</b>	<b>1</b>	<b>0</b>	<b>0</b>	<b>0</b>	<b>.250</b>	<b>.000</b>	<b>0</b>





# JACE FRY

# 80

**LEFT-HANDED PITCHER**

**NON-ROSTER INVITEE**

**Given Name:** Jace Hayden Fry

**Bats:** Left **Throws:** Left

**Height:** 6-1 **Weight:** 205

**Opening Day Age:** 23 (July 9, 1993)

**Birthplace/Residence:** Portland, Ore./Vancouver, Wash.

**First Pro Contract:** White Sox.

**Sox Acquisition:** Selected in the third round, June 2014 First-Year Player Draft.

**Major League Service:** None.

**Contract Status:** Signed through 2017.

## 2016 SEASON

- Missed the entire season while recovering from Tommy John surgery ... was reinstated from the disabled list on 9/6.

## 2015 SEASON

- Was placed on the disabled list on 6/1 and missed the remainder of the season following Tommy John surgery on 6/18.

## 2014 SEASON

- Made seven appearances with Advanced Rookie Great Falls in his first professional season ... struck out 10 over 9.1 IP.
- Was recommended/signed by Adam Virchis.

## MISCELLANEOUS/PERSONAL

- Engaged to Kelsi ... Twitter: @JaceFry.
- Attended Oregon State University ... was named First Team All-American by the NCBWA and Second Team by *Baseball America* ... went 11-2 with a 1.80 ERA in 16 starts in 2014.
- Threw a no-hitter against Northern Illinois on 3/8/14.
- Earned Louisville Slugger Freshman All-America First Team and *Baseball America* (Fresh.) All-America Second Team honors.
- Underwent Tommy John surgery as a sophomore.
- Is a 2011 graduate of Southridge (Ore.) High School.
- Was selected by Oakland in the ninth round of the 2011 First-Year Player Draft but did not sign.

## CAREER PLAYING RECORD

YEAR	CLUB	W-L	PCT	ERA	G	GS	CG	SHO	SV	IP	H	R	ER	HR	HB	BB-I	SO	WP	BK	AVG
2014	Great Falls	1-0	1.000	2.79	7	0	0	0	0	9.2	7	3	3	0	0	3-0	10	0	0	.206
2015	Winston-Salem	1-8	.111	3.63	10	10	0	0	0	52.0	60	26	21	1	0	17-0	39	3	0	.276
2016																				
DID NOT PITCH DUE TO INJURY																				
<b>MINOR TOTALS</b>		<b>2-8</b>	<b>.200</b>	<b>3.50</b>	<b>17</b>	<b>10</b>	<b>0</b>	<b>0</b>	<b>0</b>	<b>61.2</b>	<b>67</b>	<b>29</b>	<b>24</b>	<b>1</b>	<b>0</b>	<b>20-0</b>	<b>49</b>	<b>3</b>	<b>0</b>	<b>.276</b>

## CAREER TRANSACTIONS

- Selected by the White Sox in the third round of the First-Year Player Draft (6/14).
- On Class A Winston-Salem disabled list with a strained left elbow (6/1/15-end of season).
- On Class A Winston-Salem disabled list due to Tommy John Surgery (4/7/16-end of season).



The White Sox hosted the ninth annual Double Duty Classic on July 20, 2016. The game featured the best inner-city high school baseball players from across the Midwest, including the Sox Amateur City Elite (ACE) high school travel team.

FRONT OFFICE  
FIELD STAFF  
PLAYERS  
OPPONENTS  
2016 REVIEW  
HISTORY  
RECORDS  
MINOR LEAGUES  
MEDIAMISC.



# CARSON FULMER

# 51

## RIGHT-HANDED PITCHER

**Given Name:** Carson Springer Fulmer

**Bats:** Right **Throws:** Right

**Height:** 6-0

**Weight:** 195

**Opening Day Age:** 23 (December 13, 1993)

**Birthplace/Residence:** Lakeland, Fla.

**First Pro Contract:** White Sox.

**Sox Acquisition:** Selected in the first round (eighth overall), June 2015 First-Year Player Draft.

**Major League Service:** 33 days.

**Contract Status:** Signed through 2017.

### 2017 SEASON

■ Enters the season ranked by *Baseball America* as the No. 7 Prospect and by MLB.com as the No. 5 Prospect in the Sox system ... ranked by MLB.com as the No. 58 Prospect overall.

### 2016 SEASON

■ Spent most of the season in the minor leagues but made eight relief appearances in his first season with the White Sox.  
 ■ His contract was purchased from Birmingham on 7/15 ... made his major-league debut on 7/17 at the Angels, working 2.0 scoreless IP with two strikeouts ... recorded his first career strikeout (Albert Pujols) to open his first inning.  
 ■ Suffered his first career loss and blown save on 7/22 vs. Detroit (3 ER/0.2 IP) and allowed four runs over 0.1 IP in his next outing on 7/27 at the Cubs.

■ Threw 2.1 scoreless IP on 8/7 vs. Baltimore ... suffered his second loss on 8/11 at Kansas City despite working a career-high 3.0 IP ... allowed two runs on three hits, including a game-tying, RBI triple to Cheslor Cuthbert in the sixth.

■ Was optioned to Charlotte on 8/16.  
 ■ Went 6-10 with a 4.63 ERA (53 ER/103.0 IP), 104 strikeouts and a 1.48 WHIP in 21 starts between Birmingham and Charlotte.  
 ■ Opened the season in the Barons rotation and made 17 starts (seven QS) ... limited left-handers to a .212 average (31-146).  
 ■ Earned his first win on 4/23 at Chattanooga (6.0 scoreless IP) ... struck out 10 batters on 6/9 vs. Mobile and 7/6 at Chattanooga.

■ Was 2-1 with a 0.95 ERA (2 ER/19.0 IP) and 22 strikeouts over his final three starts with Birmingham (two scoreless outings).  
 ■ After giving up six runs in 1.0 IP in his Charlotte debut on 8/19 at Gwinnett, went 2-0 with a 0.60 ERA (1 ER/15.0 IP) and 14 strikeouts over his final three outings with the Knights.  
 ■ Worked 5.0 perfect IP with five strikeouts on 8/28 at Norfolk ... allowed seven hits in 6.0 scoreless IP on 9/3 vs. Norfolk.

■ Entered the season ranked by *Baseball America* as the No. 2 Prospect and Possessing the Best Curveball in the Sox system.  
 ■ Also was tabbed by MLB.com as the No. 2 Prospect in the Sox system, the No. 42 in baseball and ninth-best RHP prospect.

### 2015 SEASON

■ Combined to go 0-0 with a 2.05 ERA (5 ER/23.0 IP) and 26 strikeouts in nine starts between the AZL White Sox (one) and Class A Winston-Salem (eight) in his first professional season.  
 ■ Limited right-handers to a .180 (9-50) average with Winston-Salem ... opponents went just 1-18 (.056) with eight strikeouts with RISP and 1-10 (.100) with RISP/two outs.

■ Made his professional debut on 7/18 vs. the AZL Angels, allowing one hit with one strikeout over 1.0 scoreless IP.  
 ■ Worked 2.0 scoreless IP in his Dash debut on 7/23 vs. Carolina ... gave up three runs over 2.0 IP on 7/29 vs. Wilmington.  
 ■ Rebounded to post a 1.00 ERA (2 ER/18.0 IP) over his final six starts, allowing 11 hits with 19 strikeouts ... four of the outings were scoreless and allowed one run in the other two.

■ Threw 3.0 scoreless IP on 8/9 vs. Salem and 8/15 at Salem ... also threw 3.0 scoreless IP with four strikeouts in each of his final two starts on 8/28 vs. Frederick and 9/3 at Wilmington.

■ After agreeing to terms with the Sox on 7/3, donated \$10,000 to Chicago White Sox Charities to support five players from the club's Amateur City Elite program ... Ronell Coleman, his teammate at Vanderbilt, played in the ACE program.

■ Entered the draft rated by *Baseball America* as the No. 2 right-handed pitching prospect and the No. 6 prospect overall ... also was ranked by MLB.com as the No. 3 overall prospect and top pitching prospect.

■ Was recommended/signed by Phil Gulley (White Sox).

### COMMUNITY INVOLVEMENT

■ Hosted a baseball camp in Lakeland, Fla. in January 2017.

### MISCELLANEOUS/PERSONAL

■ Engaged to Sabina ... Twitter: @Carson\_Fulmer.

■ Attended Vanderbilt University, where he went 23-3 with a 1.99 ERA (57 ER/258.0 IP), four complete games and 298 strikeouts over three seasons (2013-15).

■ Was named Southeastern Conference Pitcher of the Year and one of four finalists for the USA Baseball Golden Spikes Award as a junior in 2015 after going 13-2 with a 1.82 ERA (23 ER/114.0 IP), two shutouts, three complete games, 152 strikeouts and a .186 opponents average over 17 starts.

■ Led Division I pitchers in wins and ranked among the leaders in SO (2nd), GS (3rd), SO/9.0 IP (3rd, 12.00) and ERA (25th).

■ Became just the fourth pitcher in SEC history and first since Tennessee's Luke Hochevar in 2005 to win the pitching triple crown, leading the league in wins, ERA and strikeouts.

■ Helped lead the Commodores to their third College World Series berth in 2015, where they were runner-up to Virginia ... won Game 1 of the CWS final, holding Virginia to one run on two hits with eight strikeouts over 7.2 IP.

■ Led Vanderbilt to the 2014 CWS title ... started the deciding Game 3 of the finals against Virginia on three days rest, allowing two runs (one earned) on five hits over 5.1 IP of a no decision.  
 ■ Also won the following honors at Vanderbilt: First Team All-American by *Baseball America* and Louisville Slugger (2014), All-SEC Second-Team and All-Defensive Team (2014), All-American by Collegiate Baseball and All-SEC Freshman (2013) and SEC Academic Honor Roll selection (2013-14).

■ Is a 2012 graduate of All Saints Academy in Lakeland, Fla. ... is from the same hometown as Chris Sale ... was selected by Boston in the 15th round of the 2012 draft but did not sign.

### CAREER PLAYING RECORD

YEAR	CLUB	W-L	PCT	ERA	G	GS	CG	SHO	SV	IP	H	R	ER	HR	HB	BB-I	SO	WP	BK	AVG
2015	AZL White Sox	0-0	.000	0.00	1	1	0	0	0	1.0	1	0	0	0	0	0-0	1	0	0	.333
	Winston-Salem	0-0	.000	2.05	8	8	0	0	0	22.0	16	5	5	2	2	9-0	25	3	0	.205
2016	Birmingham	4-9	.308	4.76	17	17	0	0	0	87.0	82	51	46	7	3	51-0	90	7	1	.248
	WHITE SOX	0-2	.000	8.49	8	0	0	0	0	11.2	12	11	11	2	2	7-0	10	2	0	.273
	Charlotte	2-1	.667	3.94	4	4	0	0	0	16.0	14	7	7	1	0	5-0	14	0	0	.233
<b>MLB TOTALS</b>		<b>0-2</b>	<b>.000</b>	<b>8.49</b>	<b>8</b>	<b>0</b>	<b>0</b>	<b>0</b>	<b>0</b>	<b>11.2</b>	<b>12</b>	<b>11</b>	<b>11</b>	<b>2</b>	<b>2</b>	<b>7-0</b>	<b>10</b>	<b>2</b>	<b>0</b>	<b>.273</b>
<b>MINOR TOTALS</b>		<b>6-10</b>	<b>.375</b>	<b>4.14</b>	<b>30</b>	<b>30</b>	<b>0</b>	<b>0</b>	<b>0</b>	<b>126.0</b>	<b>113</b>	<b>63</b>	<b>58</b>	<b>10</b>	<b>5</b>	<b>65-0</b>	<b>130</b>	<b>10</b>	<b>1</b>	<b>.239</b>

### CAREER TRANSACTIONS

— Selected by the White Sox in the first round (eighth overall) of the First-Year Player Draft (6/16).

### CAREER GAME BESTS

**STRIKEOUTS** — 3 (8/11/16 at K.C., 3.0 IP) ... **INNINGS PITCHED** — 3.0 (8/11/16 at K.C.)

**WINNING STREAK** — NONE ... **CONSECUTIVE SCORELESS IP** — 3.1 (8/7-11/16)





# AVISAIL GARCÍA 26

## OUTFIELDER

**Given Name:** Avisail (ah-vee-cy-EEL) Antonio García Yaguarin  
**Bats:** Right      **Throws:** Right  
**Height:** 6-4      **Weight:** 240  
**Opening Day Age:** 25 (June 12, 1991)  
**Birthplace/Residence:** Anzoategui, Venezuela  
**First Pro Contract:** Detroit Tigers, signed as a free agent, July 6, 2007.  
**Sox Acquisition:** Obtained from Boston (via Detroit) with Frankie Montas, J.B. Wendelken and Cleuluis Rondon as part of a three-team trade that sent Jake Peavy from Chicago to Boston, Jose Iglesias from Boston to Detroit and Brayan Villarreal from Detroit to Boston, July 30, 2013.  
**Major League Service:** Three years, 167 days.  
**Contract Status:** Signed through 2017.

### 2016 SEASON

- Made 112 starts, including 61 as the designated hitter and 51 in the outfield, in his fourth season with the White Sox.
- Led the major leagues with a .415 average with RISP/two outs (17-41) and tied for fourth in the American League with a .355 average with RISP (33-93).
- His 18 doubles were a career high and the 32 extra-base hits matched a career high (also 2015) ... his 12 home runs and 51 RBI were the second-most of his career.
- Raised his average from .232 (58-250) in the first half to .264 (43-163) after the All-Star break.
- Batted a season-high .319 (15-47) with four doubles, four home runs and 10 RBI in 14 August games.
- Hit .230/.305/.366 with nine doubles, one triple, six homers and 26 RBI in 63 games as the DH and .263/.308/.409 with six home runs and 25 RBI in 55 games as an outfielder.
- Recorded just five outfield assists after leading the major leagues with 17 in 2015.
- Was the White Sox designated hitter on Opening Day at Oakland, going 1-4 ... made his first start in right field on 4/7 at the Athletics after starting as the designated hitter in each of the first three games.
- Extended the Sox lead to 7-3 with a three-run home run on 4/9 vs. Cleveland ... connected on a 424-foot home run off the batter's eye on 4/14 at Minnesota.
- Recorded a career-high tying, 11-game hitting streak from 4/25-5/10, going 19-41 (.439) with four doubles, two home runs, nine RBI and a 1.221 OPS during the streak (six multihit efforts).
- Registered consecutive multihit games from 4/25-26 after recording just two in his first 15 contests ... snapped an 0-16 streak with two hits on 4/25 at Toronto ... hit a 449-foot home run off R.A. Dickey on 4/26 at Toronto.
- Returned to the lineup on 5/5 vs. Boston and hit a solo home run ... missed four games with a sore right hamstring.
- Collected three hits on 5/9 at Texas and hit a three-run double on 5/10 at the Rangers to extend his hitting streak to a career-high matching 11 games.
- Matched his season high (second time) with three hits on 5/15 at the Yankees ... snapped a 16-game homerless stretch with a solo shot on 5/28 at Kansas City.
- Hit safely in eight straight games from 6/10-18, going 11-32 (.344) with one double and three RBI ... capped the White Sox seven-run rally on 6/13 vs. Detroit with a game-tying, RBI single in the ninth inning.
- Connected on a game-tying, RBI double in the ninth inning on 6/17 at Cleveland, tying the game at 2-2 ... scored the game-winning run on Jose Abreu's two-run double in the 10th inning on 6/20 at Boston ... led off the inning with a walk vs. Red Sox closer Craig Kimbrel.

2016 MLB LEADERS AVG W/RISP/2 OUTS		2016 AL LEADERS AVERAGE W/RISP	
Player	AVG	Player	AVG
Avisail Garcia	.415	Elvis Andrus	.378
Ivan De Jesus Jr.	.409	Jose Altuve	.372
Steve Pearce	.409	Yunel Escobar	.362
Mookie Betts	.404	<b>Avisail Garcia</b>	<b>.355</b>
Coco Crisp	.395	Mookie Betts	.355
		Jose Ramirez	.355

- Entered the game on 8/2 at Detroit as a replacement for the injured Charlie Tilson and hit a pair of home runs, his fourth career multihomer effort ... his second home run was estimated at 465 feet (MLB Statcast) ... became the first White Sox substitute to hit two home runs in a game since Robin Ventura on 5/28/96 at Toronto ... hit his third home run in the span of three games on 8/4 at Detroit
- Was on the disabled list from 8/7-22 with a sprained right knee, including three rehab games with Class AAA Charlotte.
- Recorded a career-high three extra-base hits, including a two-run home run, on 8/27 vs. Seattle ... also matched his career high with three runs scored.
- Hit a go-ahead, two-run double in the ninth to give the Sox an 11-10 lead on 9/4 at Minnesota ... Chicago went on to win, 13-11 in 12 innings.
- Capped a four-run rally with a game-winning, RBI single in the eighth inning on 9/7 vs. Detroit ... matched his career high with four hits on 9/12 vs. Detroit.
- Played for Aragua in the Venezuelan Winter League, batting .292 (33-113) with six doubles, five home runs and 18 RBI over 34 games.

### 2015 SEASON

- Appeared in a career-high 148 games with the White Sox, his first full season in the major leagues.
- Led all major-league outfielders with 17 assists, the most by a White Sox outfielder since Jim Rivera (22) and Minnie Minoos (19) in 1955.
- Recorded four game-ending plays (single, HBP, walk and double), tied with Josh Donaldson for the most in the majors ... collected 12 game-winning RBI, tied for the 13th-most in the AL.
- Reached base safely in each of his first 11 games to start the season, hitting .308 (12-39) with three doubles, one home run, three RBI and four multihit efforts.
- Made his second consecutive Opening Day start in right field ... went 3-4 with a double on 4/8 at Kansas City ... hit safely in five consecutive games from 4/11-18 (.333, 7-21).
- Accounted for the White Sox only run with a solo homer off David Price on 4/17 at Detroit ... hit safely in nine straight games from 4/22-5/3, batting .417 (15-36) with five multihit efforts.

- Batted .403 (31-77) with four doubles, three home runs, 14 RBI and a .996 OPS in 19 games from 4/24-5/17 ... ranked among the AL leaders during that span in average (2nd), hits (T3rd), on-base percentage (7th), 425 and OPS (8th).
- Recorded his first career game-ending hit on 4/26 vs. Kansas City, a ninth-inning single ... the game resumed following a suspension due to rain on 4/24.
- Drove in the game-winning run with a RBI single off Joba Chamberlain in the bottom of the eighth on 5/6 vs. Detroit ... Chicago trailed, 6-3, entering the bottom of the frame before Melky Cabrera tied the game with a three-run home run.
- Started a ninth-inning, game-winning rally with a two-out single off Aroldis Chapman on 5/10 vs. Cincinnati ... scored the game-ending run on Gordon Beckham's single.
- Recorded six multihit efforts in eight games from 5/9-2-17, hitting .429 (15-35) with three home runs and eight RBI.
- Connected on a game-winning, two-run double on 5/16 at Oakland ... the double completed a five-run seventh inning that erased a 6-2 deficit ... registered his second straight three-hit game on 5/17 at the A's, including a home run and two RBI.
- Was removed from the game on 5/26 at Toronto with right knee inflammation and missed the next four games ... returned to the lineup on 5/30 at Houston and went 1-4.
- Homered three times in four games (seven RBI) from 6/5-8, including in back-to-back games from 6/7-8.
- Was hit by a pitch with the bases loaded in the 11th inning to end the game on 6/5 vs. Detroit ... was the first White Sox to record a game-ending, hit-by-pitch since A.J. Pierzynski on 4/5/07 vs. Cleveland.
- Recorded a nine-game hitting streak from 6/25-7/6, batting .382 (13-34) with two doubles and four RBI (four multihit).
- Robbed Chris Davis of a game-tying solo homer in the ninth inning on 7/5 vs. Baltimore, preserving a 3-2 Sox win ... matched his career high with four hits (second time) on 7/8 vs. Toronto.
- Homered in consecutive games from 8/4-5 vs. the Rays ... his previous homer came on 6/8 vs. Houston (span of 46 games without a home run).
- Drew a game-ending walk in the 10th inning on 8/5 vs. Tampa Bay ... became the first player to record a game-ending walk and hit-by-pitch in a season since Montreal's Rodney Scott in 1979 ... established a career high with four RBI.
- Recorded his third career multihomer game on 8/10 vs. the Angels ... matched his career high with four RBI.
- Connected on a game-ending, RBI double on 8/12 vs. the Angels ... it marked his fourth walkoff RBI of the season, the most by a Sox since Joe Crede in 2004 (five RBI).
- Made his first career start at designated hitter on 8/17 at Los Angeles-AL, going 2-3 with a double ... drew a game-winning, bases-loaded walk in the 10th inning on 8/24 at Seattle.
- Hit his first career pinch-hit home run (off Justin Wilson) on 9/27 at New York-AL, accounting for the Sox only run.

## 2014 SEASON

- Appeared in just 46 games with Chicago due to a torn labrum in his left shoulder suffered on 4/9 at Colorado.
- Made all 46 of his starts in right field ... started 38 of the club's final 40 games after returning from the disabled list on 8/16.
- Went 2-4 in his first Opening Day start vs. Minnesota.
- Recorded his first multihomer game and collected a career-high four hits on 4/8 at Colorado.
- Left the game on 4/9 at the Rockies in the sixth inning after suffering a torn labrum and avulsion fracture in his left shoulder attempting to make a diving catch in right field.
- Was placed on the disabled list on 4/10 and underwent surgery on 4/15 at Rush Oak Park Hospital ... was transferred to the 60-day disabled list on 4/27.
- Was sent on an injury rehabilitation assignment to Class AAA Charlotte on 8/1, where he hit .340 (17-50) in 13 games ... was returned from his injury rehab assignment and reinstated from the 60-day disabled list on 8/16.

- Started in right field and hit cleanup on 8/16 vs. Toronto, going 2-4 with a double, RBI and run scored ... homered and matched a career high with three RBI on 8/20 vs. Baltimore.
- Hit a game-winning, two-run single in the bottom of the eighth inning on 9/10 vs. Oakland.
- Recorded his second career multihomer game on 9/21 at Tampa Bay (442 and 468-foot solo shots off Nathan Karns).
- Played for Aragua in the Venezuelan Winter League, batting .312 (39-125) with eight doubles, two triples, five home runs and 22 RBI in 34 games.

## 2013 SEASON

- Batted .283 (69-244) with seven home runs, 31 RBI and 31 runs scored in 72 combined games with Chicago and Detroit.
- Appeared in 42 games with the Sox after being acquired in a three-team trade with Boston and Detroit on 7/30 (acquisition recommended by Alan Regier and Bill Young).
- The White Sox also received pitchers Frankie Montas and J.B. Wendelken and infielder Cleuluis Rondon from Boston ... the Tigers received infielder Jose Iglesias (Boston), and the Red Sox acquired pitchers Jake Peavy (White Sox) and Brayan Villarreal (Detroit).
- Started 60 games, including 36 in right field and 22 in CF.
- Batted .304 (49-161) in the second half ... ranked eighth in the AL with a .354 average (28-79) in August.
- Began the season on the disabled list with a right foot contusion ... appeared in six games at Class A Lakeland before being reinstated and optioned to Class AAA Toledo on 4/30.
- Was recalled from Toledo on 5/13 ... hit his first career home run on 5/15 vs. Houston (off Dallas Keuchel).
- Was optioned back to the Mudhens on 6/14, recalled for the second time on 6/17 and optioned back on 6/19.
- Was recalled by the White Sox on 8/9 ... led Chicago with a .304 average (49-161) from 8/9-end of the season ... appeared in 36 games (34 starts) in right field and eight (seven) in center.
- Batted .349 (30-86) with two homers and 11 RBI in his first 23 games with Chicago ... recorded a career-high, 11-game hitting streak from 8/13-24 (.364, 16-44) ... homered in consecutive games for the first time on 8/28 vs. Houston and 8/30 at Boston.
- Hit a combined .378 (75-198) with five triples, nine home runs, 46 RBI and 38 runs scored over 47 games between Class A Lakeland, Class AAA Toledo and Charlotte.
- Entered the season ranked by *Baseball America* as the No. 2 Prospect and Best Outfield Arm in the Detroit organization.



**2012 SEASON**

- Batted a combined .299 (144-481) with 17 doubles, eight triples, 14 homers, 58 RBI, 78 runs scored and 18 stolen bases in 122 games between Class A Lakeland and Class AA Erie.
- Was recalled from Erie on 8/31 and made his major-league debut that night vs. the White Sox as a defensive substitute ... collected his first hit on 9/1, a single off Francisco Liriano.
- Went 6-23 (.261) with four RBI over 12 postseason games ... his three pinch hits were a Tigers postseason record.
- Collected his first postseason hit in Game 4 of the ALDS at Oakland, joining Ty Cobb as the only Tigers players 21-or-younger to record a hit in the postseason.
- Became the first Tigers rookie to record a postseason extra-base hit (double), RBI and stolen base in the same game in Game 4 of the ALCS vs. the Yankees.
- Joined the Yankees' Brian Doyle (1978), St. Louis' Dmitri Young (1996), Baltimore's Melvin Mora (1999) and Atlanta's Steve Torrealba (2001) as the only non-pitchers to collect an XBH in the playoffs before doing so in the regular season (Elias).
- Was named by *Baseball America* as the No. 2 Prospect, Best Power Hitter and Best Outfield Arm in the Tigers organization.

**2011 SEASON**

- Ranked third on Lakeland in hits (129) and home runs (11).
- Was named by *Baseball America* following the season as the 10th-Best Prospect, Best Defensive Outfielder and Best Outfield Arm in the Tigers organization.
- Appeared in nine games with Anzoategui in the VWL.

**2010 SEASON**

- Was rated by *Baseball America* following the season as the No. 9 Prospect in the Tigers organization.
- Played in five games with Anzoategui in the VWL.

**2009 SEASON**

- Was tabbed by *Baseball America* after the season as the No. 17 prospect in the Tigers organization.
- Appeared in five games with Anzoategui in the VWL.

**2008 SEASON**

- Named the VSL Tigers Player of the Year in his pro debut.
- Tied for fourth in the VSL in home runs (seven) and total bases (110) and ranked fifth in slugging percentage (.449).
- Compiled an 18-game hitting streak from 7/5-25 (.406, 26-69), the third-longest in the VSL.

**COMMUNITY INVOLVEMENT**

- In 2015, visited with members of the Leukemia and Lymphoma Society, greeted patients at Comer Children's Hospital as part of Sox Serve Week and participated in the Comer Teen Program.

**MISCELLANEOUS/PERSONAL**

- Married Anakarina ... has one daughter: Annarella.
- Twitter: @AvisailGarcia.
- Attended Creacion High School in Venezuela.

**CAREER PLAYING RECORD**

YEAR	CLUB	AVG	G	AB	R	H	TB	2B	3B	HR	RBI	SH	SF	HB	BB	SO	SB	CS	OBP	SLG	E
2008	VSL Tigers	.298	63	245	33	73	110	12	2	7	34	0	1	2	15	39	7	5	.342	.449	8
2009	West Michigan	.264	81	299	36	79	97	11	2	1	31	0	4	4	8	70	8	7	.289	.324	10
	Lakeland	.250	3	8	1	2	2	0	0	0	0	0	0	0	2	0	0	0	.250	.250	0
2010	West Michigan	.281	125	494	58	139	176	17	4	4	63	0	5	5	20	113	20	4	.313	.356	6
2011	Lakeland	.264	129	488	53	129	190	16	6	11	56	0	3	6	18	132	18	5	.297	.389	8
2012	Lakeland	.289	67	266	47	77	119	8	5	8	36	0	5	5	11	57	11	4	.324	.447	7
	Erie	.312	55	215	31	67	100	9	3	6	22	0	4	7	38	7	4	.345	.465	0	
	DETROIT	.319	23	47	7	15	15	0	0	3	0	0	1	3	10	3	2	.373	.319	0	
2013	Lakeland	.417	6	24	9	10	17	0	2	1	4	0	0	0	4	1	2	0	.500	.708	0
	Toledo	.374	33	147	23	55	79	7	1	5	23	0	0	1	8	32	4	2	.410	.537	2
	DETROIT	.241	30	83	12	20	31	3	1	2	10	0	1	0	4	21	0	1	.273	.373	1
	Charlotte	.370	8	27	6	10	15	0	1	1	9	0	0	1	4	4	0	0	.469	.556	0
	WHITE SOX	.304	42	161	19	49	72	4	2	5	21	0	1	1	5	38	3	2	.327	.447	2
2014	WHITE SOX	.244	46	172	19	42	71	8	0	7	29	0	2	2	14	44	4	1	.305	.413	2
	Charlotte	.340	13	50	9	17	23	3	0	1	3	0	2	1	16	0	0	.377	.460	0	
2015	WHITE SOX	.257	148	553	66	142	202	17	2	13	59	0	4	8	36	141	7	7	.309	.365	3
2016	WHITE SOX	.245	120	413	59	101	159	18	2	12	51	0	2	4	34	115	4	4	.307	.385	2
	Charlotte	.385	3	13	2	5	9	1	0	1	4	0	0	0	1	3	0	0	.429	.692	0
<b>MINOR TOTALS</b>		<b>.291</b>	<b>586</b>	<b>2276</b>	<b>308</b>	<b>663</b>	<b>937</b>	<b>84</b>	<b>26</b>	<b>46</b>	<b>285</b>	<b>0</b>	<b>18</b>	<b>30</b>	<b>97</b>	<b>507</b>	<b>78</b>	<b>31</b>	<b>.326</b>	<b>.412</b>	<b>41</b>
<b>SOX TOTALS</b>		<b>.257</b>	<b>356</b>	<b>1299</b>	<b>163</b>	<b>334</b>	<b>345</b>	<b>47</b>	<b>6</b>	<b>37</b>	<b>160</b>	<b>0</b>	<b>9</b>	<b>15</b>	<b>89</b>	<b>338</b>	<b>18</b>	<b>14</b>	<b>.310</b>	<b>.388</b>	<b>9</b>
<b>MLB TOTALS</b>		<b>.258</b>	<b>409</b>	<b>1429</b>	<b>182</b>	<b>369</b>	<b>550</b>	<b>50</b>	<b>7</b>	<b>39</b>	<b>173</b>	<b>0</b>	<b>10</b>	<b>16</b>	<b>96</b>	<b>369</b>	<b>18</b>	<b>17</b>	<b>.310</b>	<b>.385</b>	<b>10</b>

**CAREER TRANSACTIONS**

- Signed by Detroit as a free agent (7/6/07).
- On Class A Lakeland disabled list with a strained left hamstring (5/23-31/12).
- On Detroit disabled list with a right foot contusion (3/22-4/30/13); included a rehabilitation assignment to Class A Lakeland (4/25-30/13).
- Traded by Detroit to the White Sox as part of a three-team trade including Boston (7/30/13).
- On White Sox disabled list with torn labrum in left shoulder (4/10-8/16/14); included rehab assignment to Class AAA Charlotte (8/1-16/14).
- On White Sox disabled list with a sprained right knee (8/7/16-23/16); included rehab assignment to Class AAA Charlotte (8/20-23/16).

**CAREER FIELDING STATISTICS**

POSITION	PCT	G	GS	TC	PO	A	E	DP	POSITION	PCT	G	GS	TC	PO	A	E	DP
Right Field	.984	281	263	547	513	25	9	5	Center Field	.980	33	22	51	50	0	1	0
Left Field	1.000	16	12	28	25	3	0	1									

**CAREER GAME BESTS AND HOME RUN INFORMATION**

- HITS** — 4 (3x, last 9/12/16 vs. Cle.) ... **HR** — 2 (4x, last 8/2/16 at Det.) ... **RBI** — 4 (2x, last 8/10/15 vs. LAA)
- RUNS** — 3 (3x, last 9/12/16 vs. Cle.) ... **SB** — 1 (18x, last 9/7/16 vs. Det.) ... **HITTING STREAK** — 11 games (2x, 4/25-5/10/16)
- GAME-ENDING HOME RUNS** — NONE ... **GRAND SLAMS** — NONE ... **MULTIHOMER GAMES** — 4 (last 8/2/16 at Det.)
- PINCH-HIT HOME RUNS** — 1 (9/27/15 at NYY) ... **INSIDE-THE-PARK HOME RUNS** — NONE ... **LEADOFF HRS** — NONE





# LEURY GARCÍA

# 28

## INFIELDER

**Given Name:** Leury (lay-OH-ree) García

**Bats:** Switch **Throws:** Right

**Height:** 5-8 **Weight:** 180

**Opening Day Age:** 26 (March 18, 1991)

**Birthplace/Residence:** Santiago, Dominican Republic

**First Pro Contract:** Texas Rangers, signed as free agent, December 5, 2007.

**Sox Acquisition:** Obtained from Texas as the player to be named later in exchange for OF Alex Rios and cash considerations, August 11, 2013.

**Major League Service:** Two years, 25 days.

**Contract Status:** Signed through 2017.

### 2016 SEASON

- Spent most of the season with Class AAA Charlotte but played with the White Sox in September.
- Appeared in 16 games in center field, including 14 starts ... hit .234 (11-47) with a double, triple, home run, five RBI and five runs scored as a starter.
- Was recalled from Charlotte on 9/6 and made his season debut that night as the starting center fielder vs. Detroit (0-3).
- Started each of the White Sox last nine games from 9/24-10/2 ... hit a triple and his second career home run and drove in three runs on 9/27 vs. Tampa Bay.
- Ranked among the Charlotte leaders in triples (1st, 4), runs scored (1st, 45), hits, (2nd, 97), average (2nd, .313), on-base percentage (2nd, .367) and stolen bases (2nd, 18).
- Was named an International League midseason All-Star but did not play in the game at BB&T Ballpark in Charlotte.
- Hit .319/.386/.444 vs. right-handers and .298/.320/.383 vs. left-handers ... batted .383 (18-47) with two doubles, seven RBI and a .412 on-base percentage over 15 June games.
- Hit his first home run of the season and recorded three RBI on 4/24 at Toledo ... registered four hits on 5/12 at Norfolk.
- Recorded three straight multihit efforts from 5/21-26 ... owned 10-game hitting streaks from 6/14-28 and 8/10-19.
- Drove in a season-high six runs on 8/25 vs. Durham ... hit safely in each of his last five games with the Knights from 9/1-5.
- Played in 30 games for Cibao in the Dominican Winter League, hitting .266 (29-109) with five doubles, three triples, eight RBI and seven stolen bases.

### 2015 SEASON

- Appeared in 17 games (three stints) with the White Sox ... played four games in center field, two in left, three at shortstop, two at second base and one at pitcher ... was recalled from Class AAA Charlotte three times: 7/23, 8/2 and 9/1.
- Made his second career pitching appearance on 4/16 vs. Oakland, allowing one hit with one strikeout (Jason Pridie) over 1.0 scoreless IP ... became the first White Sox position player to pitch twice with the club since Wayne Nordhagen in 1979.
- Alexei Ramirez pitched the ninth inning vs. the Athletics, marking the second time in franchise history two position players pitched in the same game (Elias) ... Frank Isbell and Sam Mertes pitched on 9/28-2/1902 vs. the St. Louis Browns.
- Hit a game-ending single in the bottom of the ninth on 10/3 vs. Detroit.
- Ranked third in the International League in steals (30).
- Hit .333 (45-135) vs. left-handers, .327 (32-98) in the second half and .330 (58-176) at home ... eclipsed the .300 mark in three different months (.330 in May, .324 in July and .310 in August).
- Recorded four-hit efforts on 5/2 vs. Scranton/Wilkes-Barre, 5/19 at Scranton and 5/29 vs. Lehigh Valley.
- Connected on a game-tying, inside-the-park home run for the Dominican Republic during the Caribbean World Series.

### 2014 SEASON

- Spent his first full season in the major leagues ... appeared in 15 games (11 starts) at third base, 14 (11) at second, 14 (eight) in center field, nine (three) at shortstop, three (none) in right, two (one) in left and one game at pitcher.
- Ranked fourth on the club with 11 stolen bases ... entered 18 games as a pinch runner, scoring four runs with seven steals.
- Hit .269 (7-26) in April (.143 over the remainder of 2014).
- Scored the game-ending run on a wild pitch on 4/2 vs. Minnesota after reaching base on a bunt single.
- Suffered the loss in his first career pitching appearance on 4/16 vs. Boston (2 ER/1.0 IP) ... retired the first two batters in the 14th inning before walking consecutive hitters and surrendering a game-winning, two-run double to Jackie Bradley Jr.
- Was the first White Sox position player to pitch since Casper Wells on 6/28/13 vs. Cleveland.
- Went 2-3 on 6/4 at Los Angeles-NL, including his first career home run, a solo shot off Josh Beckett.
- Connected on a game-ending, RBI single in the bottom of the ninth inning on 7/2 vs. the Angels ... recorded a RBI in three straight games from 7/11-13.
- Started five straight games from 8/5-9.
- Played for Puerto Rico in the Caribbean World Series.

### 2013 SEASON

- Spent time with Texas, Class AAA Round Rock, Class AAA Charlotte and the White Sox.
- Made the Rangers Opening Day roster ... appeared in 12 games at second base, four at shortstop and four at third.
- Made his major-league debut on 4/6 vs. Los Angeles-AL ... recorded his first hit on 4/13 at Seattle (off Joe Saunders) and his first triple on 4/14 at Seattle.
- Was acquired by the White Sox on 8/11 as the player to be named later to complete the 8/9 trade that sent outfielder Alex Rios and cash considerations to Texas (acquisition recommended by Bill Scherrer and Paul Provas).
- Was optioned to Charlotte and recalled by the Sox on 8/22.
- Hit a pinch single in his Sox debut on 8/23 vs. Texas ... made his first start as the second baseman on 8/27 vs. Houston.
- Matched a season high with three hits on 9/11 vs. Detroit.
- Hit a combined .265 (59-223) with four triples, four home runs, 20 RBI and 15 steals between Round Rock and Charlotte.
- Entered the season ranked by *Baseball America* as the No. 20 Prospect, Fastest Baserunner and Best Infield Arm in the Texas organization.
- Played with Cibao in the Dominican Winter League.
- Made one appearance (0-1) as a pinch hitter for the Dominican Republic in the World Baseball Classic.

FRONT OFFICE  
 FIELD STAFF  
 PLAYERS  
 OPPONENTS  
 2016 REVIEW  
 HISTORY  
 RECORDS  
 MINOR LEAGUES  
 MEDIA/MISC.

### 2012 SEASON

- Ranked fourth in the Texas system with 31 steals and ninth with a .292 average.
- Began the season with a 16-game road hitting streak (.353, 24-68), third-longest in the TL during the season.
- Hit a 10th inning, game-ending home run in Game 2 of the South Division Championship Series vs. Corpus Christi.
- Appeared in 37 games for Cibao of the DWL.
- Ranked among DWL playoff leaders in on-base percentage (2nd, .425), batting average (3rd, .354) and hits (T4th, 23).
- Entered 2012 ranked by *Baseball America* as the Fastest Baserunner and Possessing the Best Infield Arm.

### 2011 SEASON

- Ranked second on Class A Myrtle Beach in stolen bases (30), third in hits (113) and runs scored (65).
- Was named Carolina League Player of the Month in June after batting .342 (38-111) with 14 RBI and 10 stolen bases.
- Batted .361 (30-83) with six doubles, two triples, three home runs, 12 RBI, seven stolen bases and 18 runs scored in 20 games for Surprise of the Arizona Fall League.
- Posted a 10-game hitting streak to begin the AFL season.
- Appeared in eight games for Cibao of the DWL.
- Was ranked by *Baseball America* following the season as the 11th-best prospect in the Texas organization.

### 2010 SEASON

- Batted a combined .273 (103-377) with seven doubles, four triples, three home runs, 24 RBI, 51 stolen bases and 62 runs scored over 95 games with AZL Rangers and Class A Hickory.
- Led the Texas organization in stolen bases (51) despite missing a month of the season with a right shoulder strain.
- Spent two rehabilitation stints with the AZL Rangers.
- Ranked fourth in the South Atlantic League with 47 stolen bases in 56 attempts (83.9 percent).

### 2009 SEASON

- Was rated by *Baseball America* as the Top Defensive Shortstop in the South Atlantic League.

### 2008 SEASON

- Made his professional debut with the AZL Rangers.

### MISCELLANEOUS/PERSONAL

- Married Aura Furcal ... has one daughter: Leila.
- Twitter: @leurygarcia1 ... attended Liceo Ercilia Pepin School in San Francisco de Macoris, D.R.

### CAREER PLAYING RECORD

YEAR	CLUB	AVG	G	AB	R	H	TB	2B	3B	HR	RBI	SH	SF	HB	BB	SO	SB	CS	OBP	SLG	E
2008	AZL Rangers	.209	41	129	17	27	36	3	3	0	14	4	3	0	8	40	12	3	.250	.279	21
2009	Hickory	.232	83	276	28	64	79	6	3	1	18	9	1	4	18	64	19	6	.288	.286	42
2010	AZL Rangers	.500	6	18	5	9	11	2	0	0	2	0	0	0	4	4	2	.591	.611	2	
	Hickory	.262	89	359	57	94	116	5	4	3	22	8	1	1	23	57	47	9	.307	.323	30
2011	Myrtle Beach	.256	109	442	65	113	151	19	5	3	38	8	0	4	28	100	30	12	.306	.342	37
2012	Fresno	.292	100	377	55	110	150	12	11	2	30	9	3	5	22	79	31	7	.337	.398	15
2013	TEXAS	.192	25	52	8	10	12	0	1	0	1	2	0	0	3	16	1	0	.236	.231	1
	Round Rock	.264	47	193	31	51	79	8	4	4	19	1	0	0	14	53	12	4	.314	.409	8
	Charlotte	.267	8	30	3	8	9	1	0	0	1	0	0	1	1	8	3	0	.313	.300	4
	WHITE SOX	.204	20	49	2	10	11	1	0	0	1	0	1	0	4	18	6	2	.259	.224	1
2014	WHITE SOX	.166	73	145	13	24	30	3	0	1	6	4	1	0	5	48	11	1	.192	.207	6
2015	Charlotte	.298	90	349	57	104	138	19	3	3	31	9	3	4	20	66	30	12	.340	.395	20
	WHITE SOX	.214	17	14	0	3	3	0	0	0	1	0	0	0	1	7	1	0	.267	.214	1
2016	Charlotte	.313	84	310	45	97	132	9	4	6	35	4	1	3	24	64	18	8	.367	.426	10
	WHITE SOX	.229	18	48	6	11	17	1	1	1	5	0	0	1	1	13	2	1	.260	.354	0
	MINOR TOTALS	.273	657	2483	363	677	769	84	37	22	210	52	12	22	162	535	206	63	.321	.363	189
	SOX TOTALS	.188	130	256	21	48	61	5	1	2	13	4	2	1	11	86	20	4	.222	.239	8
	MLB TOTALS	.188	153	308	29	58	73	5	2	2	14	6	2	1	14	102	21	4	.225	.237	9

### CAREER TRANSACTIONS

- Signed by Texas as a free agent (12/5/07).
- On Class A Hickory disabled list with a right shoulder sprain (6/27-8/10/10).
- On Class A Myrtle Beach disabled list with a left shoulder sprain (8/15-30/11).
- On Class AA Frisco disabled list with a right hip strain (4/27-5/12/12).
- Sent to the White Sox by Texas as the player to be named later (8/11/13) in exchange for OF Alex Rios and cash considerations (8/9/13).
- On Class AAA Charlotte disabled list with a strained right elbow (6/24-7/5/15).
- On Class AAA Charlotte disabled list with a strained left hamstring (4/28-5/16/16).
- On Class AAA Charlotte disabled list with a left knee contusion (6/7-14/16).
- On Class AAA Charlotte disabled list with a fractured left hand (7/4-8/7/16).

### CAREER FIELDING STATISTICS

POSITION	PCT	G	GS	TC	PO	A	E	DP	POSITION	PCT	G	GS	TC	PO	A	E	DP
Center Field	.984	40	27	61	59	1	1	0	Second Base	.965	37	26	143	48	90	5	28
Third Base	.974	21	13	38	10	27	1	1	Shortstop	.933	19	7	30	6	22	2	3
Left Field	1.000	4	1	1	1	0	0	0	Right Field	1.000	3	0	1	1	0	0	0
Pitcher	—	2	0	0	0	0	0	0									

### CAREER GAME BESTS AND HOME RUN INFORMATION

HITS — 3 (2x, last 9/11/13 vs. Det.) ... HR — 1 (2x, last 9/27/16 vs. T.B.) ... RBI — 3 (9/27/16 vs. T.B.)

RUNS — 4 (5/12/13 at Hou.) ... SB — 2 (2x, last 7/13/14 at Cle.) ... HITTING STREAK — 4 games 9/15-25/13)

GAME-ENDING HOME RUNS — NONE ... GRAND SLAMS — NONE ... MULTIHOMER GAMES — NONE

PINCH-HIT HOME RUNS — NONE ... INSIDE-THE-PARK HOME RUNS — NONE ... LEADOFF HOME RUNS — NONE



# WILLY GARCÍA

# 61

## OUTFIELDER

**Given Name:** Willy Camilo García Archivol

**Bats:** Right      **Throws:** Right

**Height:** 6-2      **Weight:** 215

**Opening Day Age:** 24 (September 4, 1992)

**Birthplace/Residence:** Santo Domingo, Dominican Republic

**First Pro Contract:** Pittsburgh Pirates, signed as a free agent, April 26, 2010.

**Sox Acquisition:** Claimed off waivers from Pittsburgh, January 6, 2017.

**Major League Service:** None.

**Contract Status:** Signed through 2017.

### 2016 SEASON

- Spent the entire season with Class AAA Indianapolis and was named the Indians' Defensive Player of the Year.
- Led International League outfielders with a career-high 128 games played and 17 assists.
- Compiled a .970 fielding percentage ... made all 128 defensive appearances (124 starts) in right field.
- Hit .316 with nine doubles and 12 RBI over 27 June games ... compiled a 12-game hitting streak from 6/3-15, going 21-48 (.438) with seven doubles and eight RBI.
- Homered just once in his first 81 games (4/16 at Durham) before homering in back-to-back games from 7/8-9.
- Entered the season rated by *Baseball America* as Possessing the Best Outfield Arm in the Pittsburgh system.
- Appeared in 23 games for Estrellas de Oriente in the Dominican Winter League.

### 2015 SEASON

- Split the season between Class AA Altoona and Indianapolis, hitting .275 (132-480) with 18 doubles, six triples, 15 home runs and 67 RBI in 124 games.
- Ranked second among Pittsburgh minor leaguers in homers.
- Registered a total of 18 assists between the two teams: nine in left, seven in right and two in center.
- Began the season with Altoona, making 38 appearances in left field, 11 in center and six in right.
- Compiled a team-best, 19-game hitting streak after he was promoted to Indianapolis on 6/15 ... batted .377 (30-81) with five home runs, 16 RBI, 12 runs scored and three walks.
- Made 47 appearances in right field, 13 in center field and eight in left field while playing with the Indians.
- Hit 10 home runs in the second half, tied for third-most in the IL ... posted a .281 (32-114) average with six doubles, eight home runs, 24 RBI and 21 runs scored in August ... homered in three straight games from 8/1-3.
- Played with Aguilas in the DWL.
- Entered the season rated by *Baseball America* as Possessing the Best Outfield Arm in the Pittsburgh system.

### 2014 SEASON

- Spent the entire season with Altoona ... was named to the Eastern League midseason All-Star Team.
- Participated in "Ghostman Games & Hitting Challenge" on 7/15 and helped lead the West Division to a victory after scoring 13 runs (22-21 West).
- Made 103 appearances (100 starts) in right field, 19 (18) in left and two (one) in center.
- Established a club record with 19 outfield assists (previous mark of 18 was set by Starling Marte in 2011) ... recorded 15 assists from right field and four from left field.
- Hit a game-ending home run on 4/8 vs. Akron ... fell a homer shy of the cycle on 4/24 vs. Harrisburg.

- Tied a career high with five RBI on 6/3 vs. Binghamton.
- Was the starting left fielder in the EL All-Star Game.
- Recorded a 13-game hitting streak from 7/21 to 8/2, going 24-52 (.462).
- Played for Aguilas of the DWL, hitting .269 (35-130) with 13 doubles, four home runs and 18 RBI in 38 games.
- Entered the season ranked by *Baseball America* as the No. 14 Prospect and Possessing the Best Outfield Arm in the system

### 2013 SEASON

- Spent the entire season with Class A Bradenton, where he made 113 starts in right field and two in center.
- His 20 outfield assists (19 RF/1 CF) led the Florida State League ... ranked fifth among Pittsburgh minor leaguers in homers (16).
- Went 6-6 on 6/24 at St. Lucie, setting a Marauders franchise record for most hits in a game.
- Entered the season ranked by *Baseball America* as the Pirates' No. 18 Prospect and possessing the Best Outfield Arm.

### 2012 SEASON

- Spent the entire season with Class A West Virginia, making 58 appearances (57 starts) in left field and 56 (55) in right.
- Led all Pirates farmhands in home runs (18) and ranked fourth in RBI (77).
- Recorded 12 assists (eight in left field and four in right).
- Homered twice on 8/20 vs. Charleston.
- Played in two games with Aguilas of the DWL.

### 2011 SEASON

- Batted a combined .266 (49-184) with nine doubles, four triples, five home runs, 35 RBI and 27 runs scored between the Gulf Coast League Pirates and Rookie State College.
- Made 25 appearances (24 starts) in center field, 21 starts in right and one start in left ... recorded eight assists (6 RF/2 CF).
- Was promoted to State College on 9/2 for final three games.

### 2010 SEASON

- Began his professional career with the Dominican Summer League Pirates, making 24 starts in left field, 21 in right and two in center ... recorded 11 assists (seven in left, four in right).
- Went 2-5 with a double as the DH while making his debut on 5/29 ... hit his first professional home run on 7/11.

### MISCELLANEOUS/PERSONAL

- Has three children: Willy Jr., Mila and Gabriel.
- Attended Cenapec High School in Santo Domingo, D.R.

## CAREER PLAYING RECORD


YEAR	CLUB	AVG	G	AB	R	H	TB	2B	3B	HR	RBI	SH	SF	HB	BB	SO	SB	CS	OBP	SLG	E
2010	DSL Pirates	.250	51	168	27	42	56	11	0	1	22	3	4	9	14	29	8	5	.333	.333	5
2011	GCL Pirates	.266	47	177	26	47	79	9	4	5	35	3	4	6	11	49	7	5	.323	.446	5
	State College	.286	3	7	1	2	2	0	0	0	0	0	0	0	0	0	0	0	.286	.286	0
2012	West Virginia	.240	122	459	57	110	185	17	2	18	77	1	5	0	32	131	10	8	.286	.403	6
2013	Bradenton	.256	118	449	51	115	196	21	6	16	60	3	3	2	23	154	13	6	.294	.437	8
2014	Altoona	.271	126	439	59	119	210	27	5	18	63	4	4	3	24	145	8	4	.311	.478	13
2015	Altoona	.314	53	204	26	64	90	7	2	5	29	3	3	11	47	3	2	.353	.441	4	
	Indianapolis	.246	71	276	36	68	117	11	4	10	38	0	0	3	12	76	1	4	.285	.424	1
2016	Indianapolis	.245	129	462	53	113	169	30	4	6	43	1	3	2	31	131	5	9	.293	.366	7
	<b>MINOR TOTALS</b>	<b>.257</b>	<b>720</b>	<b>2641</b>	<b>336</b>	<b>680</b>	<b>1104</b>	<b>133</b>	<b>27</b>	<b>79</b>	<b>367</b>	<b>18</b>	<b>26</b>	<b>28</b>	<b>158</b>	<b>762</b>	<b>55</b>	<b>43</b>	<b>.304</b>	<b>.418</b>	<b>24</b>

## CAREER TRANSACTIONS

- Signed by Pittsburgh as a free-agent (4/26/10).
- Claimed by the White Sox off waivers from Pittsburgh (1/6/17).



Southpaw greets WGN-TV Chief Meteorologist Tom Skilling during Weather Day 2016 at Guaranteed Rate Field.



# LUCAS GIOLITO

# 27

## RIGHT-HANDED PITCHER

**Given Name:** Lucas Frost Giolito

**Bats:** Right      **Throws:** Right

**Height:** 6-6      **Weight:** 255

**Opening Day Age:** 22 (July 14, 1994)

**Birthplace/Residence:** Santa Monica, Calif.

**First Pro Contract:** Washington Nationals, selected in the first round (16th overall) of the June 2012 First-Year Player Draft.

**Sox Acquisition:** Obtained from Washington with RHP Reynaldo Lopez and Dane Dunning in exchange for OF Adam Eaton, December 7, 2016.

**Major League Service:** 39 days.

**Contract Status:** Signed through 2017.

### 2017 SEASON

- Is ranked by MLB.com as the No. 12 Prospect in baseball, No. 3 right-handed pitching prospect and No. 2 Prospect in the White Sox organization.
- Enters the season rated by *Baseball America* as the No. 25 Prospect in baseball and No. 2 in the Sox organization ... also tabbed by the same publication as possessing the Best Curveball in the White Sox system.

### 2016 SEASON

- Appeared in six games (four starts) over four stints with Washington in his first major-league season ... made a combined 21 starts between Class A Hagerstown, Class AA Harrisburg and Class AAA Syracuse.
- His contract was purchased from Harrisburg on 6/28 and made his major-league debut that day as the starter vs. New York-NL ... tossed 4.0 scoreless IP, allowing one hit with his first career strikeout (Asdrubal Cabrera).
- At the time of his promotion, ranked second in the EL in strikeouts per 9.0 IP (9.1), seventh in strikeouts (72) and ninth in ERA (3.17).
- Recorded four strikeouts in his second career start on 7/7 at the Mets (4 ER/3.2 IP) ... was optioned to Syracuse following the game ... was recalled on 7/24 and made his third start that day vs. San Diego (2 ER/3.1 IP) ... was optioned back to Syracuse following the game.
- Was recalled a third time on 8/28 ... suffered his first career loss that day vs. Colorado (4 ER/5.0 IP) ... was optioned back to Syracuse following the game ... was recalled for the fourth and final time on 9/6, making two relief appearances.
- Went a combined 6-5 with a 2.97 ERA (38 ER/115.1 IP), 116 strikeouts and a .239 (104-435) opponents average over his three minor-league stops ... averaged 9.1 strikeouts per 9.0 IP and led all Nationals minor-leaguers in ERA.
- Earned EL Pitcher of the Week honors for the period of 6/6-12, going 2-0 with a 0.69 ERA (1 ER/13.0 IP) and 20 strikeouts in two starts ... struck out a minor-league, career-high 12 over 7.0 IP on 6/10 vs. Akron.



### GIOLITO'S NOTABLE CAREER RANKINGS

- 2017: No. 12 Prospect in baseball (MLB.com)
  - 2017: White Sox No. 2 Prospect (*Baseball America* and MLB.com)
  - 2017: White Sox Best Curveball (*Baseball America*)
  - 2016: No. 5 Prospect in baseball (*Baseball America*)
  - 2016: No. 3 Prospect in baseball (MLB.com)
  - 2016: Washington's No. 1 Prospect (*Baseball America*)
  - 2015: No. 7 Prospect in baseball (*Baseball America*) and Washington's No. 1 Prospect (*Baseball America*; MLB.com)
  - 2014: Washington's No. 1 Prospect (*Baseball America*)
  - 2014: Washington's Best Fastball and Best Curveball (*Baseball America*)
  - 2013: Washington's No. 2 Prospect (*Baseball America*)
  - 2013: Washington's Best Fastball and Best Curveball (*Baseball America*)
- Entered the season rated as the No. 1 Prospect in the Washington organization and the No. 5 Prospect in baseball by *Baseball America* ... was ranked by MLB.com as the No. 3 Prospect in MLB in their preseason rankings.
  - Following the season, was rated by *Baseball America* as the No. 5 Prospect and Best Pitcher in the Eastern League.
  - Sox acquisition recommended by John Tumminia/Keith Staab.

### 2015 SEASON

- Combined to go 7-7 with a 3.15 ERA (41 ER/117.0 IP), 131 strikeouts and a .253 (113-447) opponents average in 21 appearances (19 starts) between Class A Potomac and Harrisburg ... averaged 10.1 strikeouts per 9.0 IP and posted a 3.54 strikeout-to-walk ratio (37 BB).
- Ranked second among Nationals farmhands in strikeouts and fourth in ERA ... was named a MiLB.com organizational All-Star.
- Went 6-7 with a 3.55 ERA (41 ER/104.0 IP) in 19 starts, and 1-0 with 0.00 ERA (0 ER/13.0 IP) over two relief appearances.
- Was named to Team USA in the SiriusXM All-Star Futures Game in Cincinnati ... started the game, allowing two hits with one strikeout over 2.0 scoreless IP.
- Was named the Eastern League Pitcher of the Week for the period of 8/10-16 ... earned the win in his only start during that span, allowing just one hit and one walk while striking out 11 over 7.0 scoreless IP.
- Went 4-1 with a 2.41 ERA (10 ER/37.1 IP) and 38 strikeouts over his last six starts with Harrisburg.
- Entered the season ranked as the No. 1 Prospect in the Washington system by *Baseball America* and MLB.com ... was also rated by *Baseball America* as the No. 7 Prospect in baseball and Possessing the Best Fastball and Best Curveball in the Nationals organization.
- Following the season, was rated by *Baseball America* as the No. 1 Prospect in the EL and Carolina League.

## 2014 SEASON

- Was named Nationals Minor League Pitcher of the Year after spending the entire season with Hagerstown.
- Was named South Atlantic League Outstanding Major League Prospect and Outstanding Pitcher.
- Held opponents to a .197 (70-356) average ... right-handers batted .175 (32-182) while lefties hit .220 (38-173).
- Limited opponents to a .130 (9-69) average with RISP and a .138 (4-29) mark with RISP/two outs.
- Averaged 10.1 strikeouts per 9.0 IP (110 SO/98.0 IP) and recorded a 3.93 strikeout-to-walk ratio (28 BB).
- Earned SAL Pitcher of the Week honors for the periods of 6/23-29 and 7/21-27.
- Was selected to Team USA for the SiriusXM All-Star Futures Game in Minnesota ... suffered a blown save, allowing two runs on two hits over 0.2 IP in relief.
- Went 8-0 with a 1.82 ERA (10 ER/49.1 IP) over his last nine starts of the season.
- Following the season, was rated the No. 1 Prospect in the SAL and named an All-Star by *Baseball America* ... was named an organizational All-Star by MiLB.com
- Entered the season rated as the No. 1 Prospect and Possessing the Best Fastball and Best Curveball in the Nationals system by *Baseball America*.

## 2013 SEASON

- Combined to go 2-1 with a 2.21 ERA (8 ER/36.2 IP), 39 strikeouts and a .217 (28-129) opponents average over 11 starts between the Gulf Coast League Nationals and Class A Auburn.
- Was rated by *Baseball America* following the season as the No. 2 Prospect in the GCL.
- Entered the season ranked by *Baseball America* as the No. 2 Prospect and Possessing the Best Fastball and Best Curveball in the Washington organization.

## 2012 SEASON

- Made just one start with the GCL Nationals before undergoing Tommy John surgery on 9/13 ... the surgery was performed by Dr. Lewis Yocum.
- Was ranked by *Baseball America* as the No. 9 prospect in the draft ... was signed by Mark Baca (Nationals).

## MISCELLANEOUS/PERSONAL

- Single ... Twitter: @LGio27.
- Is a 2012 graduate of Harvard Westlake High School in Los Angeles ... went 9-1 with a 1.00 ERA and 78 strikeouts in his senior season, tossing four complete games and three shutouts.
- Parents Rick Giolitto and Lindsay Frost are Hollywood actors.

## CAREER PITCHING RECORD

YEAR	CLUB	W-L	PCT	ERA	G	GS	CG	SHO	SV	IP	H	R	ER	HR	HB	BB-I	SO	WP	BK	AVG
2012	GCL Nationals	0-0	—	4.50	1	1	0	0	0	2.0	2	1	1	0	0	0-0	1	0	0	.286
2013	GCL Nationals	1-1	.500	2.78	8	8	0	0	0	22.2	19	8	7	0	0	10-0	25	4	0	.232
	Auburn	1-0	1.000	0.64	3	3	0	0	0	14.0	9	1	1	1	2	4-0	14	1	0	.191
2014	Hagerstown	10-2	.833	2.20	20	20	0	0	0	98.0	70	28	24	7	1	28-0	110	1	0	.197
2015	Potomac	3-5	.375	2.71	13	11	0	0	0	69.2	65	24	21	1	3	20-0	86	7	1	.244
	Harrisburg	4-2	.667	3.80	8	8	0	0	0	47.1	48	21	20	2	3	17-0	45	2	0	.265
2016	Harrisburg	5-3	.625	3.17	14	14	0	0	0	71.0	67	37	25	2	4	34-0	72	2	0	.247
	Hagerstown	0-0	—	5.14	1	1	0	0	0	7.0	6	4	4	2	0	0-0	4	0	0	.231
	Syracuse	1-2	.333	2.17	7	7	0	0	0	37.1	31	11	9	3	1	10-0	40	1	0	.225
	WASHINGTON	0-1	.000	6.75	6	4	0	0	0	21.1	26	18	16	7	1	12-0	11	1	1	.295
<b>MINOR TOTALS</b>		<b>25-15</b>	<b>.625</b>	<b>2.73</b>	<b>75</b>	<b>73</b>	<b>0</b>	<b>0</b>	<b>0</b>	<b>369.0</b>	<b>317</b>	<b>135</b>	<b>112</b>	<b>18</b>	<b>14</b>	<b>123-0</b>	<b>397</b>	<b>18</b>	<b>1</b>	<b>.231</b>
<b>MLB TOTALS</b>		<b>0-1</b>	<b>.000</b>	<b>6.75</b>	<b>6</b>	<b>4</b>	<b>0</b>	<b>0</b>	<b>0</b>	<b>21.1</b>	<b>26</b>	<b>18</b>	<b>16</b>	<b>7</b>	<b>1</b>	<b>12-0</b>	<b>11</b>	<b>1</b>	<b>1</b>	<b>.295</b>

## CAREER TRANSACTIONS

- Selected by the Washington in the first round (16th overall) of the First-Year Player Draft (6/12).
- Traded by Washington with RHP Dane Dunning and Reynaldo Lopez to the White Sox in exchange for OF Adam Eaton (12/7/16).

## CAREER PITCHING BREAKDOWN

Quality Starts — Career: 0 2016: 0.  
 Club Record As A Starter — Career: 1-3; 2016: 1-3.  
 Starts Lasting At Least 6.0/7.0/8.0 IP — Career: 0/0/0; 2016: 0/0/0.

## CAREER FIELDING STATISTICS

POSITION	PCT	G	GS	TC	PO	A	E	DP
Pitcher	1.000	6	4	4	1	3	0	0

## CAREER GAME BESTS (STARTER)

STRIKEOUTS — 4 (7/7/16 at NYM; 3.2 IP) ... INNINGS PITCHED — 5.0 (8/28/16 vs. Col.)  
 WINNING STREAK — NONE ... CONSECUTIVE SCORELESS IP — 6.0 (6/28-7/7/16)

## White Sox Suspended Games

Date	Opponent	Score	Inn.	Reason	Resumed	Result
4/20/52-2	at St. Louis	10-2	7th	Darkness	5/26/52	W, 10-5
4/27/52-2	vs. St. Louis	3-1	5th	Darkness	7/3/52	W, 6-3
8/10/72	at Oakland	3-3	17th	Curfew	8/11/72	L, 5-3
5/26/73	vs. Cleveland	2-2	16th	Curfew	5/28/73	W, 6-3
5/8/84	vs. Milwaukee	3-3	17th	Curfew	5/9/84	W, 7-6 (25)
4/28/08	vs. Baltimore	3-3	11th	Weather	*8/25/08	L, 4-3
4/24/15	vs. Kansas City	2-2	8th	Weather	4/26/15	W, 3-2
7/23/16	vs. Detroit	303	8th	Weather	7/24/16	W, 4-3

\*Resumed at Baltimore's Camden Yards



# BRAD GOLDBERG

67

## RIGHT-HANDED PITCHER

**Given Name:** Bradley Andrew Goldberg

**Bats:** Right **Throws:** Right

**Height:** 6-4 **Weight:** 230

**Opening Day Age:** 27 (February 21, 1990)

**Birthplace/Residence:** Cleveland, Ohio/Columbus, Ohio

**First Pro Contract:** White Sox, selected in the 10th round, June 2013

First-Year Player Draft.

**Sox Acquisition:** Selected in the 10th round, June 2013 First-Year Player Draft.

**Major League Service:** None.

**Contract Status:** Signed through 2017.

### 2016 SEASON

- Combined to go 3-5 with a 2.70 ERA (17 ER/56.2 IP), 10 saves and 51 strikeouts over 47 relief appearances between Class AA Birmingham and Class AAA Charlotte.
- His 10 saves ranked second among Sox farmhands.
- Was named an International League midseason All-Star.
- Opened the season with Birmingham, appearing in four games before being promoted to Charlotte on 4/23.
- Limited right-handers to a .171 mark (19-111) and opponents overall to a .170 average with RISP (9-53) with the Knights.
- Went 1-3 with a 2.15 ERA (7 ER/29.1 IP), four saves and 29 strikeouts in 24 appearances from 4/23-7/1, including a 1-1 record with a 0.93 ERA (1 ER/9.2 IP) and 11 strikeouts over eight June appearances.
- Did not allow a run over his last eight appearances from 8/14-9/5, going 2-0 with two saves and 10 strikeouts in 10.0 IP.
- Pitched in two games for Team Israel in the World Baseball Classic qualifier in September, going 0-0 with a 0.00 ERA (2.0 IP), two saves and three strikeouts.

### 2015 SEASON

- Spent his second straight season with Class A Winston-Salem ... tied for fourth in the Carolina League in saves (11).
- Converted 11-12 (91.7 percent) save opportunities, including his first nine chances from 6/11-8/27.
- Recorded a season-low 1.76 ERA (3 ER/15.1 IP) in eight May games.
- Limited righties to a .236 (29-144) average compared to lefties batting .322 (28-102).
- Went 5-5 in save chances over a span of nine appearances from 7/19-8/14 ... made seven straight scoreless appearances from 7/26-8/14 (10.2 IP).
- Earned the save in Game 1 of the CL semifinals, tossing a 1-2-3 ninth inning.

### 2014 SEASON

- Spent the entire season with Winston Salem ... went 4-4 with a 5.23 ERA (44 ER/75.2 IP) with 46 walks and 62 strikeouts in 35 games (seven starts).
- Posted a 5.24 ERA (26 ER/44.2 IP) and 34 strikeouts in 28 relief appearances.
- Went 1-0 with a 2.25 ERA (4 ER/16.0 IP) over his final nine games of the season.

### 2013 SEASON

- Combined to go 3-0 with a 1.54 ERA (6 ER/35.0 IP), 49 strikeouts and a .143 (17-119) opponents average in 14 relief appearances between Advanced Rookie Great Falls, Class A Kannapolis and Winston-Salem.
- Averaged 12.6 strikeouts per 9.0 IP and owned a 5.4 strikeout-to-walk ratio (9 BB).
- Struck out four or more batters six times, including eight over 3.2 scoreless IP on 7/21 at West Virginia and five over 2.0 scoreless IP on 6/21 at Billings.
- Was named by *Baseball America* as Closest to the Majors (with Tyler Danish) and Possessing the Best Fastball in the White Sox draft class.
- Was recommended/signed by Phil Guley.

### MISCELLANEOUS/PERSONAL

- Single ... Twitter: @B\_Gumbo30
- Attended Ohio State University ... earned All-Big Ten honors in 2013.
- Is a 2008 graduate of Beachwood (Ohio) High School ... was named All-Chagrin Valley Conference all four years and conference MVP in 2008.

### CAREER PLAYING RECORD

YEAR	CLUB	W-L	PCT	ERA	G	GS	CG	SHO	SV	IP	H	R	ER	HR	HB	BB-I	SO	WP	BK	AVG
2013	Great Falls	0-0	.000	0.00	2	0	0	0	0	4.0	2	0	0	0	0	0-0	7	0	0	.133
2013	Kannapolis	3-0	1.000	1.42	12	0	0	0	2	25.1	10	6	4	0	1	6-0	37	3	0	.120
	Winston-Salem	0-0	.000	3.18	2	0	0	0	1	5.2	5	2	2	1	0	3-0	5	1	0	.238
2014	Winston-Salem	4-4	.500	5.23	35	7	0	0	2	75.2	90	59	44	2	7	46-0	62	10	0	.300
2015	Winston-Salem	1-4	.200	2.97	39	0	0	0	11	57.2	57	25	19	4	2	25-0	58	1	0	.271
2016	Birmingham	0-0	.000	1.50	4	0	0	0	0	6.0	4	3	1	0	1	3-0	7	2	0	.190
	Charlotte	3-5	.375	2.84	43	0	0	0	10	50.2	42	18	16	3	2	23-1	44	4	0	.227
<b>MINOR TOTALS</b>		<b>11-13</b>	<b>.458</b>	<b>3.44</b>	<b>137</b>	<b>7</b>	<b>0</b>	<b>0</b>	<b>26</b>	<b>225.0</b>	<b>210</b>	<b>113</b>	<b>86</b>	<b>10</b>	<b>13</b>	<b>106-1</b>	<b>220</b>	<b>21</b>	<b>0</b>	<b>.251</b>

### CAREER TRANSACTIONS

— Selected by the White Sox in the 10th round of the First-Year Player Draft (6/13).



# ALFREDO GONZALEZ 70

## CATCHER

**Given Name:** Alfredo Rene Gonzalez Flores

**Bats:** Right **Throws:** Right

**Height:** 6-1 **Weight:** 230

**Opening Day Age:** 24 (July 13, 1992)

**Birthplace/Residence:** Santa Teresa del Tuy, Ven./Charallave del Tuy, Ven.

**First Pro Contract:** Houston Astros, signed as a non-drafted free agent, July 23, 2008.

**Sox Acquisition:** Obtained from the Houston Astros in exchange for cash considerations, July 2, 2016.

**Major League Service:** None

**Contract Status:** Signed through 2017.

### 2016 SEASON

- Split the season between Class AA Corpus Christi in the Houston organization and Class AA Birmingham in the White Sox system ... also appeared in one game with Class AAA Charlotte.
- Threw out 33.8 percent (22-65) of attempted baserunners between the three stops.
- Was designated for assignment on 6/25 and traded to the Sox on 7/2 for cash considerations ... was assigned to Class AA Birmingham and hit safely in his first five games (8-17, .471).
- Batted .359 (23-64) with a .419 on-base percentage and eight multihit games in July.

### 2015 SEASON

- Split the season between Class A Quad Cities, Class A Lancaster and Class AA Corpus Christi ... batted .321 (80-249) with 37 RBI and a .409 on-base percentage.
- Threw out 47.1 percent (24-53) of attempted baserunners ...
- Began the season with Quad Cities, where he batted .326 (14-43) with a .483 on-base percentage and threw out 10-16 (.625) attempted baserunners.
- Was promoted to Lancaster on 5/7, where he hit .340 (36-106) with a .388 on-base percentage in 27 games ... hit two home runs on 5/31 at High Desert.
- Was promoted to Corpus Christi on 6/30 and batted .300 (30-100) with a .395 on-base percentage in 32 games ... made his pitching debut on 8/9 vs. Midland (hit batter and strikeout).
- Was added to the 40-man roster on 11/20.

### 2014 SEASON

- Spent the season at Advanced Rookie Tri-City ... posted a .348 on-base percentage.
- Threw out 45.5 percent (15-33) of attempted baserunners.

### 2013 SEASON

- Played in 33 games at Advanced Rookie Greeneville ... compiled a .342 on-base percentage.
- Threw out 41.7 percent (10-24) of attempted baserunners.

### 2012 SEASON

- Spent his second straight season with the Gulf Coast League Astros ... threw out 37.0 percent (10-27) of attempted baserunners.

### 2011 SEASON

- Appeared in 30 games with the GCL Astros ... threw out 33.3 percent (12-36) of attempted baserunners.

### 2010 SEASON

- Missed the entire season after undergoing surgery on his right wrist.

### 2009 SEASON

- Made his professional debut with the DSL Astros, appearing in 31 games.
- Was signed by the Astros as a 16-year-old, non-drafted free agent on 7/23/08 ... was signed by Felix Francisco, Luimac Quero and Rafael Cariel.

### MISCELLANEOUS/PERSONAL

- Married Kelly ... attended U.E. Valles del Tuy High School ... is an avid fan of the Los Angeles Lakers ... Shaquille O'Neal was his favorite player.


### CAREER PLAYING RECORD

YEAR	CLUB	AVG	G	AB	R	H	TB	2B	3B	HR	RBI	SH	SF	HB	BB	SO	SB	CS	OBP	SLG	E
2009	DSL Astros	.167	31	90	12	15	20	3	1	0	9	0	0	1	13	21	5	3	.279	.222	6
DID NOT PLAY DUE TO INJURY																					
2011	GCL Astros	.172	30	93	8	16	25	3	3	0	9	3	2	1	3	20	3	3	.202	.269	7
2012	GCL Astros	.244	27	90	13	22	27	3	1	0	6	1	0	4	3	10	5	0	.299	.300	1
2013	Greeneville	.240	33	104	19	25	37	4	1	2	10	0	0	2	14	24	5	1	.342	.356	3
2014	Tri-City	.246	46	122	19	30	45	4	1	3	9	5	0	4	15	24	5	5	.348	.369	9
2015	Quad Cities	.326	13	43	7	14	32	1	1	0	8	1	0	2	11	8	2	0	.482	.395	0
	Lancaster	.340	27	106	20	36	45	3	0	2	15	0	1	0	9	22	3	1	.388	.425	5
	Corpus Christi	.300	32	100	14	30	17	2	0	0	12	2	2	0	17	21	0	0	.395	.320	1
2016	Corpus Christi	.158	44	146	14	23	30	5	1	0	7	1	0	1	14	40	0	0	.236	.205	3
	Birmingham	.296	39	135	13	40	46	6	0	0	8	1	2	4	10	22	2	0	.358	.341	7
	Charlotte	.000	1	3	0	0	0	0	0	0	0	0	0	0	0	3	0	0	.000	.000	0
<b>MINOR TOTALS</b>		<b>.243</b>	<b>323</b>	<b>1032</b>	<b>139</b>	<b>251</b>	<b>324</b>	<b>34</b>	<b>9</b>	<b>7</b>	<b>93</b>	<b>14</b>	<b>7</b>	<b>19</b>	<b>109</b>	<b>215</b>	<b>30</b>	<b>13</b>	<b>.325</b>	<b>.314</b>	<b>42</b>

### CAREER TRANSACTIONS

- Signed by Houston as a non-drafted free agent (7/23/08).
- Traded by Houston to the White Sox in exchange for cash considerations (7/2/16).





# MIGUEL GONZÁLEZ

# 58

## RIGHT-HANDED PITCHER

**Given Name:** Miguel Angel González Martin

**Bats:** Right **Throws:** Right

**Height:** 6-1 **Weight:** 180

**Opening Day Age:** 32 (May 27, 1984)

**Birthplace/Residence:** Guadalajara, Mexico/Lakewood Ranch, Fla.

**First Pro Contract:** Los Angeles Angels, signed as free agent, December 13, 2004.

**Sox Acquisition:** Signed as a free agent, April 7, 2016.

**Major League Service:** Five years, 74 days.

**Contract Status:** Signed through 2017.

### 2016 SEASON

■ Made 24 appearances (23 starts) with the White Sox after agreeing to terms on a minor-league contract on 4/3 ... was released by Baltimore on 3/30.

■ Limited opponents to a career-low .380 slugging percentage and .686 OPS ... made 15 quality starts and allowed one run or less 10 times.

■ Was 5-4 with a 3.79 ERA (26 ER/61.2 IP) at home, compared to 0-4 with a 3.68 ERA (30 ER/73.1 IP) on the road.

■ Lowered his ERA from 4.39 (34 ER/69.2 IP) over 13 games (12 starts) in the first half to 3.03 (22 ER/65.1 IP) in 11 starts after the break ... posted a sub-3.00 ERA in July (2.50) and September (2.76).

■ Limited left-handers to a .237 average (62-262), compared to a .272 mark vs. right-handers (70-257).

■ His contract was purchased from Charlotte on 4/25 ... made his White Sox debut as the starting pitcher that night at Toronto, receiving a no decision (5 ER/5.1 IP).

■ Was optioned back to Charlotte on 4/27 and recalled on 5/9 for the remainder of the season ... went 1-1 with a 2.94 ERA (11 ER/33.2 IP) and 27 strikeouts over his first six starts after rejoining the club.

■ Received a no decision in his second start on 5/9 at Texas despite allowing just one run over 5.2 IP ... retired 11 straight from the first-fifth inning.

■ Suffered his first loss on 5/21 vs. Kansas City (2 ER/6.0 IP) despite making his first quality start ... received a no decision on 5/27 at Kansas City despite making his second straight quality start (3 ER/6.1 IP).

■ Made his only relief appearance of the season on 6/5 at Detroit, working 1.1 scoreless IP ... earned his first win on 6/9 vs. Washington, allowing one run on three hits over 6.0 IP to snap Chicago's five-game losing streak.

■ Received his sixth no decision on 6/20 at Boston despite allowing just one run on four hits over 6.2 IP ... Sox won, 3-2, in 10 innings on Jose Abreu's game-winning double.

■ Surrendered a career-high eight runs on 10 hits and three walks over 5.1 IP in a loss on 6/25 vs. Toronto.

■ Went 3-4 with a 2.70 ERA (20 ER/66.2 IP), .232 opponents average (59-254) and 1.05 WHIP over an 11-start stretch (10 quality) from 7/1-9/17.

■ Earned his second win on 7/6 vs. the Yankees after allowing just five hits (four singles) over 7.0 scoreless IP ... it marked his longest scoreless outing since 5/2/15 at Tampa Bay (7.2 IP).

■ Received his second straight no decision on 7/24 vs. the Cubs despite allowing two runs on seven hits with eight strikeouts over 6.2 IP ... left with a 4-2 lead.

■ Surrendered just two runs (one earned) on six hits over 7.0 IP on 7/30 at Minnesota but received a no decision ... the White Sox tied the game in the ninth inning on Melky Cabrera's RBI single and won it on Dioner Navarro's RBI double in the 10th.

■ Worked just 1.0-plus IP on 8/11 at Kansas City before leaving the game in the second inning with a right groin strain ... was placed on the disabled list on 8/12.

■ Made one rehab start with Charlotte before being reinstated from the disabled list on 9/6 ... earned the win that night vs. Detroit after allowing just six hits with no walks and four strikeouts over 6.1 scoreless IP.

■ Worked a season-high 8.1 scoreless IP in a win on 9/28 vs. Tampa Bay ... surrendered just three hits with no walks and five strikeouts ... retired 16 of the first 17 batters and nine of the final 10 in the second-longest outing of his career (9.0-IP complete game on 9/3/14 vs. Cincinnati).

■ Opened the season with the Knights and made four starts ... earned his only win on 4/17 vs. Durham (1 ER/6.0 IP).

### 2015 SEASON

■ Spent the entire season with Baltimore ... went 6-3 with a 2.89 ERA (23 ER/71.2 IP) in 12 starts against the American League East.

■ Was 3-5 with a 5.27 ERA (40 ER/68.1 IP) in 12 starts at Oriole Park and 6-7 with a 4.60 mark (39 ER/76.1 IP) in 14 road starts.

■ Recorded a career-high 10 strikeouts on 4/14 vs. Yankees.

■ Earned a decision in 12 consecutive starts from 8/2/14-4/19/15 ... went 7-5 during that span, posting a 2.31 ERA (19 ER/74.0 IP) with seven quality starts.

■ Was on the 15-day disabled list from 6/10-24 with a strained right groin and from 8/31-9/29 with right shoulder tendinitis.



FRONT OFFICE

FIELD STAFF

PLAYERS

OPPONENTS

2016 REVIEW

HISTORY

RECORDS

MINOR LEAGUES

MEDIA/MISC.

### 2014 SEASON

- Spent most of the season in the Orioles rotation but also pitched for Bowie and Class AAA Norfolk.
- Was on the disabled list from 5/31-6/16 with a right oblique strain ... posted a 1.82 ERA (6 ER/29.2 IP) in four July starts.
- Was optioned to Norfolk on 7/12 (recalled on 7/22) and 8/9 (8/24) ... made two starts with the Tide.
- Posted a 2.19 ERA (17 ER/70.0 IP) over his final 11 starts from 7/22-9/28, including six straight from 8/7-9/13, the longest streak of the season by an Orioles starter.
- Tossed his first career shutout on 9/3 vs. Cincinnati, allowing just four hits with eight strikeouts.
- Started Game 4 of the ALCS vs. Kansas City, suffering the loss as the Orioles were swept by Kansas City ... allowed two runs on four hits with four walks and four strikeouts over 5.2 IP.

### 2013 SEASON

- Set career highs with 11 wins, 28 starts, 171.1 IP and 120 strikeouts in his second season with the Orioles.
- Went 7-2 with a 3.53 ERA (32 ER/81.2 IP) and nine quality starts in 13 starts at Oriole Park ... tossed 6.0-plus IP or more in 10 of his 13 home starts.
- Was 8-3 with a 3.34 ERA (40 ER/107.2 IP) over his first 17 starts through 7/20.
- Made eight consecutive quality starts from 6/6-8/20, tied for the third-longest streak by an Orioles starter since 1980 behind Jeremy Guthrie (10 from 5/8-6/26/07) and Erik Bedard (nine from 7/7-8/21-07).
- Went the first 33 starts of his career without losing consecutive decisions before losing on 7/25 at Kansas City and 7/31 vs. Houston ... tied Ken Dixon (9/22/84-6/16/86) for the longest streak to start a career by a pitcher in Orioles/Browns history.
- The Orioles won 12 consecutive home starts by Gonzalez from 8/10/12-7/11/13, the fourth-longest streak by a Baltimore pitcher since 1954.
- Lost on 8/20 at Tampa Bay, his first career home defeat against an AL East opponent.

### 2012 SEASON

- Split the season between Norfolk and the Orioles after signing as a minor-league free agent on 2/28.
- Made 10 quality starts with Baltimore ... allowed nine home runs in his first five starts, but just four in his last 10.
- His contract was purchased from Norfolk on 5/29 and made his major-league debut that night in relief at Toronto (1 ER/3.1 IP) ... struck out his first batter faced (J.P. Arencibia).
- Made one more appearance before being optioned back to the Tides on 6/9 ... was recalled on 7/1 and recorded his first career win in his first start on 7/6 at the Angels, allowing just one run on three hits over 7.0 IP.
- Earned the win over the Yankees on 7/30 and 8/31 at Yankee Stadium, becoming the first Orioles rookie starter to defeat the Yankees twice on the road in a span of 33 days since Tom Phoebus accomplished the feat on 7/17/67 and 8/16/67 (Elias).
- Went 3-1 with a 1.91 ERA (7 ER/33.0 IP) in August ... his August ERA was third-best in the AL behind Felix Hernandez and Bartolo Colon.
- Posted a no decision in Game 3 of the ALDS at Yankee Stadium despite allowing one run on five hits with no walks and eight strikeouts over 7.0 IP.
- Went 2-2 with a 1.98 ERA (6 ER/27.1 IP) in six starts with Norfolk ... was 1-0 with a 1.04 ERA (2 ER/17.1 IP), one save and .143 opponents average in eight relief appearances.
- Was named Orioles Minor League Pitcher of the Month for May after going 2-1 with a 2.20 ERA (4 ER/16.1 IP) in six appearances (two starts) for the Tides.

### 2011 SEASON

- Went 0-7 with a 5.40 ERA (34 ER/56.2 IP) and 54 strikeouts in 18 games (nine starts) between Class A Salem, Class AA Portland and Class AAA Pawtucket in the Boston system.
- Made 18 appearances (six starts) with Mazatlan in the Mexican Pacific Winter League, going 5-0 with a 2.53 ERA.

### 2010 SEASON

- Pitched for Class A Salem after not pitching in the minor leagues since 2007.
- Went 4-0 with a 1.51 ERA (6 ER/35.2 IP) over seven starts from 7/17-8/26.
- Named Carolina League Pitcher of the Week from 8/2-8.
- Went 3-2 with a 4.22 ERA (30 ER/64.0 IP) over 14 appearances (11 starts) for Mazatlan of the MPWL.

### 2009 SEASON

- Missed the entire season due to Tommy John surgery ... was placed on the disabled list on 3/27, transferred to the 60-day DL on 4/14 and reinstated 1/16.

### 2008 SEASON

- Missed the entire season due to a torn meniscus suffered in April with Class AA Arkansas in the Angels organization.
- Pitched for Mazatlan of the MPWL, going 4-1 with a 1.52 ERA (7 ER/41.1 IP) in 11 appearances (eight starts).
- Was selected by Boston in the Rule 5 draft on 12/11.

### 2007 SEASON

- Spent the entire season with Arkansas ... finished second in the Texas League with a 3.38 ERA.
- Was selected to the Texas League postseason All-Star Team.
- Was named Texas League Pitcher of the Week for 7/9-15.
- Made 14 appearances for Mazatlan, posting a 2.63 ERA (4 ER/13.2 IP) ... did not factor in a decision.

### 2006 SEASON

- Went 1-2 with a 3.16 ERA (28 ER/79.2 IP) and five saves (six chances) in 45 relief outings between Class A Rancho Cucamonga and Arkansas.
- Allowed just one run in his final 10 contests (20.2 IP) with the Quakes ... was promoted to Arkansas on 5/17.
- Went 2-1 with a 4.32 ERA (16 ER/33.1 IP) in 16 games (two starts) for Mazatlan.

### 2005 SEASON

- Combined to go 3-5 with a 3.93 ERA (23 ER/52.2 IP) and 52 strikeouts between the Arizona Rookie League Angels, Class A Cedar Rapids and Rancho Cucamonga.
- Spent most of the year with Cedar Rapids, converting eight of 12 save opportunities.
- Was signed by the Angels as a minor-league free agent on 12/13/04.

### MISCELLANEOUS/PERSONAL

- Married Lucia ... has one daughter: Leah.
- Attended Los Angeles Mission College in Sylmar, Calif., where he earned his Associate's Degree in Arts in 2004.
- Graduated in 2002 from San Fernando (Calif.) High School ... competed against former National League Most Valuable Player and Rookie of the Year Ryan Braun in high school.
- His family moved to the San Fernando Valley from Guadalajara, Mexico when he was four years old.

### CAREER PLAYING RECORD

YEAR	CLUB	W-L	PCT	ERA	G	GS	CG	SHO	SV	IP	H	R	ER	HR	HB	BB-I	SO	WP	BK	AVG
2005	Rancho Cucam.	0-0	--	0.00	2	0	0	0	0	4.2	0	0	0	0	0	2-0	3	0	0	.000
	AZL Angels	1-0	1.000	0.00	3	0	0	0	0	4.0	0	0	0	0	0	0-0	7	0	0	.000
	Cedar Rapids	2-5	.286	4.70	28	0	0	0	8	44.0	47	30	23	4	4	8-3	42	6	0	.266
2006	Rancho Cucam.	1-0	1.000	1.71	14	0	0	0	1	26.1	17	5	5	2	1	2-0	24	0	0	.173
	Arkansas	0-2	.000	3.88	31	0	0	0	4	53.1	41	23	23	8	0	17-0	38	0	0	.214
2007	Arkansas	8-4	.667	3.37	30	19	1	1	1	130.2	128	53	49	13	12	42-1	81	3	2	.260
2008										DID NOT PLAY DUE TO INJURY										
2009										DID NOT PLAY DUE TO INJURY										
2010	Salem	6-4	.600	4.54	17	16	0	0	0	73.1	82	42	37	5	8	18-0	47	8	0	.287
2011	Salem	0-1	.000	1.80	2	2	0	0	0	5.0	5	1	1	0	1	2-0	4	0	0	.263
	Pawtucket	0-1	.000	1.80	1	1	0	0	0	5.0	2	1	1	1	0	2-0	5	0	0	.125
	Portland	0-5	.000	6.17	15	6	0	0	0	46.2	55	41	32	4	7	19-0	45	3	1	.286
2012	Norfolk	3-2	.600	1.61	14	6	0	0	1	44.2	22	12	8	1	0	10-0	53	1	0	.143
	BALTIMORE	9-4	.692	3.25	18	15	0	0	0	105.1	92	38	38	13	5	35-2	77	3	2	.235
2013	BALTIMORE	11-8	.579	3.78	30	28	0	0	0	171.1	157	81	72	24	3	53-3	120	4	0	.243
2014	Bowie	0-0	--	0.00	1	1	0	0	0	4.1	4	0	0	0	0	1-0	5	1	0	.250
	Norfolk	1-0	1.000	3.00	2	2	0	0	0	9.0	6	3	3	1	0	2-0	1	2	0	.182
	BALTIMORE	10-9	.526	3.23	27	26	1	1	0	159.0	155	61	57	25	8	51-1	111	4	1	.255
2015	Bowie	1-0	1.000	3.60	1	1	0	0	0	5.0	4	2	2	1	0	1-0	4	0	0	.222
	BALTIMORE	9-12	.429	4.91	26	26	0	0	0	144.2	151	81	79	24	8	51-2	109	4	0	.270
2016	Charlotte	1-0	1.000	4.64	5	5	0	0	0	21.1	27	12	11	5	1	4-0	25	0	1	.321
	WHITE SOX	5-8	.385	3.73	24	23	0	0	0	135.0	132	61	56	11	6	35-1	95	3	0	.254
<b>MINOR TOTALS</b>		<b>24-25</b>	<b>.490</b>	<b>3.68</b>	<b>166</b>	<b>59</b>	<b>1</b>	<b>1</b>	<b>15</b>	<b>477.0</b>	<b>440</b>	<b>225</b>	<b>195</b>	<b>45</b>	<b>34</b>	<b>130-4</b>	<b>384</b>	<b>25</b>	<b>3</b>	<b>.244</b>
<b>MLB TOTALS</b>		<b>44-41</b>	<b>.518</b>	<b>.380</b>	<b>125</b>	<b>118</b>	<b>1</b>	<b>1</b>	<b>0</b>	<b>715.1</b>	<b>687</b>	<b>322</b>	<b>302</b>	<b>97</b>	<b>30</b>	<b>225-9</b>	<b>512</b>	<b>18</b>	<b>3</b>	<b>.252</b>

### CAREER TRANSACTIONS

- Signed by Los Angeles-AL as a free agent (12/13/04).
- On Class AA Arkansas disabled list with a torn right meniscus (4/13/08-remainder of the season).
- Selected by Boston in the Rule 5 draft from Los Angeles-AL (12/11/08).
- On Boston disabled list with a torn ulnar collateral ligament in right elbow (3/27/09-remainder of the season).
- On Class AAA Pawtucket disabled list while recovering from surgery that repaired a torn ulnar collateral ligament in right elbow (4/8-6/1/10).
- On Class AA Portland disabled list with a strained right quadriceps (4/7-5/3/11).
- On Class AA Portland disabled list with right forearm inflammation (7/15-8/4/11).
- On Class AA Portland disabled list with right elbow inflammation (8/20/11-remainder of the season).
- Signed by Baltimore as a free agent (2/28/12).
- On Baltimore disabled list with a right thumb blister (5/4-21/13).
- On Baltimore disabled list with strained right oblique (5/31-6/17/14); included a rehab assignment to Class AA Bowie (6/11-16/14).
- On Baltimore disabled list with strained right groin (6/10-25/15); included a rehab assignment to Class AA Bowie (6/20-25/15).
- On Baltimore disabled list with right shoulder tendinitis (8/31-9/29/15).
- Signed by the White Sox as a free agent (4/7/16).
- On White Sox disabled list with a strained right groin (8/12-9/6/16); included rehab assignment to Class AAA Charlotte (9/1-6/16).

### CAREER PITCHING BREAKDOWN

**Quality Starts — Career:** 68; **2016:** 15; **2015:** 8; **2014:** 16; **2013:** 19; **2012:** 10.  
**Club Record As A Starter — Career:** 65-60; **2016:** 11-12; **2015:** 12-14; **2014:** 14-13; **2013:** 16-14; **2012:** 11-7.  
**Starts Lasting At Least 6.0/7.0/8.0 IP — Career:** 73/29/7; **2016:** 15/5/1; **2015:** 10/7/1; **2014:** 16/6/3; **2013:** 20/6/1; **2012:** 12/5/1.

### CAREER FIELDING STATISTICS

POSITION	PCT	G	GS	TC	PO	A	E	DP
Pitcher	.982	125	118	111	38	71	2	6

### CAREER GAME BESTS AS STARTER

**STRIKEOUTS —** 10 (4/14/15 vs. NYY, 7.0 IP) ... **IP —** 9.0 (9/3/14 vs. Cin.) ... **CG —** 1 (9/3/14 vs. Cin.)  
**SHO —** 1 (9/3/14 vs. Cin.) ... **WIN STREAK —** 4 (9/21/12-4/4/13) ... **CONSEC. SCORELESS IP —** 16.1 (9/3-13/14)

### DIVISION SERIES RECORD

YEAR	CLUB	W-L	PCT	ERA	G	GS	CG	SHO	SV	IP	H	R	ER	HR	HB	BB-I	SO	WP	BK	AVG
2012	Bal. vs. NYY	0-0	.000	1.29	1	1	0	0	0	7.0	5	1	1	0	0	0-0	8	0	0	.200
2014	Bal. vs. K.C.	0-1	.000	1.59	1	1	0	0	0	5.2	4	2	1	0	2	4-1	4	1	0	.200
<b>TOTALS</b>		<b>0-1</b>	<b>.000</b>	<b>1.42</b>	<b>2</b>	<b>2</b>	<b>0</b>	<b>0</b>	<b>0</b>	<b>12.2</b>	<b>9</b>	<b>3</b>	<b>2</b>	<b>0</b>	<b>2</b>	<b>4-1</b>	<b>12</b>	<b>1</b>	<b>0</b>	<b>.200</b>

## White Sox Winning Pitchers In The All-Star Game

Left-hander Chris Sale became the seventh pitcher in White Sox history to win an All-Star Game when he earned the decision on July 16, 2013 at New York's Citi Field. Sale threw 2.0 scoreless IP with two strikeouts, joining Mark Buehrle (2005), Edgar Smith (1941), Early Wynn (1958), Ray Herbert (1962), Jack McDowell (1993) and James Baldwin (2000) as Sox winners at the Midsummer Classic.



# COURTNEY HAWKINS 83

**OUTFIELDER**
**NON-ROSTER INVITEE**
**Given Name:** Courtney James Hawkins

**Bats:** Right **Throws:** Right

**Height:** 6-3 **Weight:** 245

**Opening Day Age:** 23 (November 12, 1993)

**Birthplace/Residence:** Corpus Christi, Texas/Austin, Texas.

**First Pro Contract:** White Sox.

**Sox Acquisition:** Selected in the first round (13th overall), June 2012 First-Year Player Draft.

**Major League Service:** None.

**Contract Status:** Signed through 2017.

## 2017 SEASON

- Enters the season ranked by MLB.com as the No. 20 Prospect in the White Sox organization.
- Participated in a hitters minicamp in Glendale in January.

## 2016 SEASON

- Spent his second straight season with Class AA Birmingham, leading the team in doubles (25) and home runs (12).
- Ranked among the White Sox organizational leaders in home runs (T4th), RBI (T6th, 60), doubles (8th) and extra-base hits (8th, 37).
- Appeared in 81 games in left field and eight in right ... was 13-62 (.210) with three homers and 12 RBI as the DH.
- Hit 10 of his home runs vs. right-handers.
- Was on the disabled list from 4/12-5/11 with a strained left oblique ... drove in four runs on 5/12 vs. Jacksonville and hit three doubles on 5/25 at Pensacola.
- Was named Southern League Batter of the Week for 6/20-26, going 9-18 (.500) with two doubles, two home runs and nine RBI.
- Reached base safely in 17 consecutive road games from 8/12/15-4/22/16, going 23-63 (.425) with a double, triple, 11 RBI and eight walks.
- Recorded nine RBI over a two-game stretch from 6/26-27 at Mobile ... drove in five runs on 6/26.
- Homered in back-to-back games on 8/5-6 at Jackson ... drove in a run in six consecutive games from 8/3-9 (10 RBI total) ... homered and drove in four runs on 9/1 vs. Pensacola.
- Appeared in 20 games with Glendale in the Arizona Fall League, hitting .219 (16-73) with five doubles, one homer, nine RBI, five walks and seven runs scored.
- Entered the season rated by Baseball America as the No. 9 Prospect, Best Power Hitter and Possessing the Best Outfield Arm in the White Sox organization.

## 2015 SEASON

- Was limited to just 78 games with Class AA Birmingham due to injuries to his left hand and left foot.
- Hit eight home runs with 38 RBI off right-handers ... batted .252 (61-242) with eight homers and 37 RBI as the left fielder.
- Recorded monthly highs in average (.269), RBI (18), runs scored (16) and walks (10) in May ... average fell from .251 (49-195) in the first half to .229 (24-105) after the break.
- Homered and drove in four runs on 4/18 at Chattanooga ... connected on a grand slam on 5/8 at Montgomery.
- Hit safely in six straight games from 5/7-5/11 (.435, 10-23; 2 HR, 8 RBI) and eight straight from 5/16-23 (.382, 13-34).
- Was on the disabled list from 5/30-6/18 with an injured left hand and from 7/31-rest of the season with plantar fasciitis.
- Entered the season rated by Baseball America as the No. 9 Prospect in the White Sox organization ... also tabbed by the same publication as the Best Power Hitter in the system.

## 2014 SEASON

- Led the Carolina League in RBI, ranked second in home runs, third in total bases (202), fourth in slugging percentage (.450) and fifth in extra-base hits (48) at Class A Winston-Salem.
- Was named to the CL mid and postseason All-Star Teams.
- Ranked among the organizational leaders in RBI (2nd), homers (T4th), XBH (T6th), walks (T7th) and total bases (8th).
- Was rated by *Baseball America* as the No. 8 Prospect in the CL following the season.
- Hit .289 (73-245) with seven homers and 27 RBI over 23 April games ... hit safely in eight straight to begin the season ... drove in five on 4/8 and 4/26 at Salem and 6/25 at Frederick.
- Was on the disabled list from 7/3-11 with a concussion.
- Hit safely in 15 of his last 18 games.
- Entered the season rated by *Baseball America* as the No. 7 Prospect in the White Sox organization.

## 2013 SEASON

- His 19 home runs at Winston-Salem ranked third in the CL.
- Was on the disabled list with a strained left shoulder from 5/2-6/2 ... was named CL Batter of the Week for 6/3-9 after hitting .346 (9-26) with four home runs and 11 RBI.
- Entered the season ranked by *Baseball America* as the No. 1 Prospect, Best Power Hitter and Best Athlete in the system.

## 2012 SEASON

- Combined to hit .284 (65-229) with 15 doubles, three triples, eight home runs, 33 RBI and 11 stolen bases in 59 games between Advanced Rookie Bristol, Class A Kannapolis and Winston-Salem in first professional debut.
- Spent most of 2012 with Bristol before being promoted to Kannapolis on 8/13 ... hit safely in 12 of his 16 games with the Intimidators ... was transferred to Winston-Salem on 8/29.
- Went 5-26 (.192) with two home runs and five RBI with the Dash in the Carolina League playoffs.
- Was ranked by *Baseball America* as the Best Athlete, Best Power Hitter (also Keon Barnum) and having the Best Professional Debut in the Sox draft class.
- Was recommended/signed by Keith Staab.

## MISCELLANEOUS/PERSONAL


- Single ... Twitter: @CHawkins10.
- Is a 2012 graduate of Mary Carroll (Texas) High School.
- Was named a First-Team All-American by *Baseball America* and the Texas Gatorade Player of the Year as a senior in 2012 after hitting .412 with a 0.92 ERA.
- Signed a letter of intent to play baseball at the University of Texas before being drafted by the White Sox.

### CAREER PLAYING RECORD

YEAR	CLUB	AVG	G	AB	R	H	TB	2B	3B	HR	RBI	SH	SF	HB	BB	SO	SB	CS	OBP	SLG	E
2012	Bristol	.272	38	147	25	40	59	8	1	3	16	0	2	3	7	37	8	2	.314	.401	2
	Kannapolis	.308	16	65	11	20	41	5	2	4	15	1	1	1	4	17	3	2	.352	.631	0
	Winston-Salem	.294	5	17	3	5	10	2	0	1	2	1	0	0	0	2	0	1	.294	.588	0
2013	Winston-Salem	.178	103	383	48	68	147	16	3	19	62	0	4	9	29	160	10	5	.249	.384	11
2014	Winston-Salem	.249	122	449	65	112	202	25	4	19	84	1	7	5	53	143	11	3	.331	.450	14
2015	Birmingham	.243	78	300	39	73	123	19	2	9	41	3	2	5	20	100	1	4	.300	.410	5
2016	Birmingham	.203	106	418	35	85	146	25	0	12	60	0	6	3	28	137	0	3	.255	.349	7
<b>MINOR TOTALS</b>		<b>.227</b>	<b>468</b>	<b>1779</b>	<b>226</b>	<b>403</b>	<b>728</b>	<b>100</b>	<b>12</b>	<b>67</b>	<b>280</b>	<b>6</b>	<b>22</b>	<b>26</b>	<b>141</b>	<b>596</b>	<b>33</b>	<b>20</b>	<b>.290</b>	<b>.409</b>	<b>39</b>

### CAREER TRANSACTIONS

- Selected by the White Sox in the first round (13th overall) of the First-Year Player Draft (6/12).
- On Class A Winston-Salem disabled list with a left shoulder strain (5/2-6/2/13).
- On Class A Winston-Salem disabled list with a concussion (7/3-11/14).
- On Class AA Birmingham disabled list with an injured third digit on his left hand (5/30-6/18/15).
- On Class AA Birmingham disabled list with plantar fasciitis in his left foot (7/31/15-remainder of season).
- On Class AA Birmingham disabled list with a strained left oblique (4/12-5/12/16).



Nate Jones and Tyler Saladino work with visually impaired teens from Vision Resource Program at Curie High School during an on-field baseball experience in June 2016.



# DANNY HAYES

# 84

**INFIELDER**
**NON-ROSTER INVITEE**
**Given Name:** Daniel David-Phillip Hayes

**Bats:** Left **Throws:** Right

**Height:** 6-4 **Weight:** 200

**Opening Day Age:** 26 (September 21, 1990)

**Birthplace/Residence:** Sacramento, Calif./Rancho Murieta, Calif.

**First Pro Contract:** White Sox.

**Sox Acquisition:** Selected in the 13th round, June 2013 First-Year Player Draft.

**Major League Service:** None.

**Contract Status:** Signed through 2017.

## 2017 SEASON

- Participated in a hitters minicamp in Glendale in January.

## 2016 SEASON

- Was limited to 55 games due to a groin injury in his first season with Class AAA Charlotte ... tied for the team lead with 10 home runs.
- Seven of his home runs were off right-handers, six came at home, eight as the first baseman and six in May.
- Hit .321 (18-56) with three homers and 31 RBI with RISP and .407 (11-27) with RISP/two outs.
- Opened the season hitless over his first 24 at-bats but hit .288 (46-184) over the remainder of the season.
- Snapped his hitless stretch on 4/19 vs. Norfolk ... recorded a game-ending grand slam in the 10th inning on 4/22 vs. Gwinnett.
- Compiled a seven-game RBI streak from 4/28-5/3 (10 RBI) ... registered three straight three-hit efforts from 5/1-3 vs. Columbus and homered in consecutive games from 5/3-4.
- Posted a seven-game hitting streak from 6/6-12, going .385 (10-26) with two homers, 10 RBI and five runs scored.
- Was placed on the disabled list on 6/19 with a strained left groin and missed the remainder of the season.
- Appeared in 18 games with Glendale in the Arizona Fall League, hitting .161 (10-62) with one homer and three RBI.

## 2015 SEASON

- Led the Southern League in walks (98) in his first season at Class AA Birmingham.
- Batted .303/.418/.431 vs. lefties, compared to .230/.378/.335 vs. right-handers.
- Hit a season-high .291 (32-110) in May and recorded 17 RBI in August.
- Recorded a .310 average (35-113) with RISP and .500 mark (5-10) with the bases loaded.
- Registered two homers and five RBI on 8/15 vs. Montgomery.
- Following the season, was rated by *Baseball America* as the Best Defensive First Baseman in the SL.

## 2014 SEASON

- Spent the entire season with Class A Kannapolis.
- Led the South Atlantic League in walks (73), tied for fourth in doubles (33) and ranked fifth in RBI (75) and on-base percentage (.381).
- Led Kannapolis in average (.283), hits (134), home runs (11), RBI, walks, slugging (.440) and on-base percentage.
- Ranked among the White Sox organizational leaders in walks (1st), on-base percentage (4th), RBI (T4th), hits (5th), doubles (6th), total bases (6th, 6th) and average (T10th).
- Collected a nine-game hitting streak from 4/16-29 and 5/18-27 and recorded three hits 11 times.
- Hit .329 (25-76) with five doubles, one triple, three home runs, 15 RBI and 19 runs scored over 22 games in June.
- Homered in back-to-back games from 7/27-28.

## 2013 SEASON

- Made his professional debut with Advanced Rookie Great Falls, leading the team in RBI.
- Helped lead the Voyagers to the best record in the Pioneer League (48-28) and a spot in the playoffs.
- Recorded 17 multihit efforts and recorded at least one RBI in 31 games.
- Was recommended/signed by J.J. Lally (White Sox).

## MISCELLANEOUS/PERSONAL

- Engaged to Carrie.
- Twitter: @Danny\_Hayes9
- Attended Oregon State University from 2010-12 ... ranks fifth in school history with 45 career doubles..
- Is a 2009 graduate of Jesuit (La.) High School, where he lettered on the baseball team three times.

## CAREER PLAYING RECORD

YEAR	CLUB	AVG	G	AB	R	H	TB	2B	3B	HR	RBI	SH	SF	HB	BB	SO	SB	CS	OBP	SLG	E
2013	Great Falls	.267	58	232	39	62	100	19	2	5	51	2	5	0	34	51	0	1	.354	.431	3
2014	Kannapolis	.283	130	473	65	134	208	33	4	11	75	5	4	4	*73	119	1	1	.381	.440	10
2015	Birmingham	.248	129	431	53	107	155	21	3	7	58	2	4	3	*98	109	0	2	.388	.360	6
2016	Charlotte	.250	55	184	28	46	90	12	1	10	42	2	0	0	31	51	0	0	.358	.489	1
<b>MINOR TOTALS</b>		<b>.264</b>	<b>372</b>	<b>1320</b>	<b>185</b>	<b>349</b>	<b>553</b>	<b>85</b>	<b>10</b>	<b>33</b>	<b>226</b>	<b>11</b>	<b>13</b>	<b>7</b>	<b>236</b>	<b>330</b>	<b>1</b>	<b>4</b>	<b>.376</b>	<b>.419</b>	<b>20</b>

## CAREER TRANSACTIONS

- Selected by the White Sox in the 13th round of the First-Year Player Draft (6/13).
- On Class AAA Charlotte disabled list with strained left groin (6/19/16-remainder of season).



# DEREK HOLLAND

# 45

## LEFT-HANDED PITCHER

**Given Name:** Derek Lane Holland

**Bats:** Switch **Throws:** Left

**Height:** 6-2 **Weight:** 215

**Opening Day Age:** 30 (October 9, 1986)

**Birthplace/Residence:** Newark, Ohio/Irving, Texas

**First Pro Contract:** Texas Rangers, selected in the 25th round, June 2006  
First-Year Player Draft.

**Sox Acquisition:** Signed as a free agent, December 14, 2016.

**Major League Service:** Seven years, 120 days.

**Contract Status:** Signed through 2017.

### 2016 SEASON

- Made 21 starts with Texas after combining for 16 total from 2014-15 ... missed two months of the season (6/21-8/22) with left shoulder inflammation.
- Went 3-1 with a 2.48 ERA (8 ER/29.0 IP) over five starts in April ... threw 6.2 scoreless IP on 4/12 at Seattle and 6.0 scoreless IP on 4/30 vs. the Angels.
- Allowed a career-high 11 runs over 2.2 IP in a loss on 5/5 at Toronto ... recorded a season-high four consecutive quality starts from 5/16-6/5 (2.45 ERA, 7 ER/25.2 IP) ... gave up 12 earned runs in 13.0 IP over his next three starts and was placed on the disabled list on 6/22.
- Made three starts at Class AAA Round Rock on a rehab assignment before returning to the rotation on 8/23 ... went 2-1 with a 2.00 ERA (4 ER/18.0 IP) in his first three starts after being reinstated ... collected his first major-league hit on 8/23 at Cincinnati, a fifth-inning single off Dan Straily.
- Lost his final three starts, posting a 7.98 ERA (13 ER/14.2 IP) ... made his final two appearances out of the bullpen, totaling 2.0 scoreless IP.

### CAREER HIGHLIGHTS

- Ranks among the Texas Rangers all-time leaders in shutouts (T6th, 8), starts (8th, 158), strikeouts (8th, 790), wins (9th, 62), quality starts (9th, 82) and IP (10th, 985.0).
- Has made 14 career postseason appearances (five starts), going 3-1 with a 5.02 ERA (21 ER/37.2 IP).
- From 2011-13, ranked among the American League leaders in complete games (T8th, 6), winning percentage (9th, .644), wins (10th, 38), starts (T10th, 92), and IP (12th, 586.1).

### 2015 SEASON

- Was limited to 10 starts due to a left shoulder injury suffered on his final warm up pitch prior to the club's home opener on 4/10 vs. Houston ... threw 1.0 IP before leaving the game.
- Was placed on the disabled list from 4/11-8/18 with a subscapular strain in his left shoulder ... made three rehab starts with Round Rock and one with Class AA Frisco.
- Went 3-0 with a 2.15 ERA (7 ER/29.1 IP) over his first four starts after returning from the disabled list ... made back-to-back starts of 8.0-plus IP with three or fewer hits and one or no runs allowed on 8/30 vs. Baltimore and 9/5 at the Angels, the fifth pitcher in Rangers history to accomplish that feat.
- Recorded a complete-game, three-hit shutout with a career-high tying 11 strikeouts against the Orioles ... the 11 strikeouts were the most by a Rangers pitcher in a shutout since Nolan Ryan fanned 16 in a no-hitter vs. Toronto on 5/1/91.
- Went 0-2 with a 8.59 ERA (21 ER/22.0 IP) over four starts from 9/10-26 ... rebounded to win his final start on 10/1 vs. the Angels (3 ER/6.1 IP) to secure a postseason berth for Texas.
- Started Game 4 of the ALDS vs. Toronto (6 ER/2.0 IP), suffering his first career postseason loss.

### HOLLAND AMONG RANGERS ALL-TIME LEADERS

Category	No.	Rank	Category	No.	Rank
SO/9.0 IP	4th	7.22	Starts	8th	158
Shutouts	5th	8	Strikeouts	8th	790
SO/BB Ratio	6th	2.54	Wins	9th	62
BB/9.0 IP	7th	2.84	Quality Starts	9th	82
Winning Pct.	8th	.554	Innings	10th	985.0

### 2014 SEASON

- Missed the first five months of the season while rehabbing from offseason knee surgery ... underwent arthroscopic surgery on 1/10 to repair torn cartilage in his left knee suffered in a fall at his home on 1/7.
- Was reinstated from the disabled list on 8/30 and was named the Rangers Player of the Month for September after going 2-0 with a 1.46 ERA (6 ER/37.0 IP) over six games (five starts) ... the 1.46 ERA was the lowest in the AL among pitchers.
- Became the first pitcher in the modern era to throw at least 7.0 IP with one or zero runs allowed and no walks over his first three starts of a season ... joined Fergie Jenkins (5/28-6/7/79) as the only pitchers in Rangers history with a streak of that kind at any point in a season.
- Recorded his 50th career victory on 9/7 vs. Seattle.

### 2013 SEASON

- Ranked among the A.L. leaders in shutouts (T3rd, 2), IP (8th, 213.0), quality starts (T9th, 22), strikeouts (10th, 189), strikeouts per 9.0 IP (10th, 8.0) and ERA (14th, 3.42).
- Established career bests in ERA, IP, starts, and strikeouts ... led the staff in starts, IP, quality starts and complete games, tied for second in wins (10) and ranked second in strikeouts ... his 189 strikeouts were the second-highest total in Rangers history by a left-hander (C.J. Wilson, 206 in 2011).
- Posted career bests with a 2.95 strikeout-to-walk ratio and an average of 0.85 home runs allowed per 9.0 IP ... matched Jon Matlack's (1980) club record with 14 no decisions.
- Made three starts with 7.0-plus IP and two or fewer hits allowed, tied for the most in the AL and the most by a Rangers pitcher since Nolan Ryan in 1991 (four).
- Struck out 44 batters in May, the second-highest total by a Rangers left-hander in any month (Cliff Lee, 47 in 8/10).
- Recorded a two-hit shutout on 6/27 at Yankee Stadium, becoming the first left-hander to blank the Yankees in New York on two hits or less since Seattle's Matt Young on 6/3/83.
- Pitched for Team USA in the World Baseball Classic, starting the win-or-go home matchup vs. Canada on 3/10 in Phoenix.

### 2012 SEASON

- Ranked second on the staff in strikeouts (145) and third in wins (12), starts (27), IP (175.1) and quality starts (16) ... allowed 32 homers, a club record for lefties.

FRONT OFFICE

FIELD STAFF

PLAYERS

OPPONENTS

2016 REVIEW

HISTORY

RECORDS

MINOR LEAGUES

MEDIA/MISC.

- Held opponents to a .228 road average, third-best among AL qualifiers behind teammate Yu Darvish (.209) and Baltimore's Miguel Gonzalez (.214).
- Was on the disabled list from 6/6-7/16 with left shoulder fatigue ... went 5-0 with a 3.88 ERA over his final 10 starts ... worked at least 7.0 IP while allowing two or fewer runs over four consecutive starts from 9/2-19.
- Signed a five-year contract extension through 2016 with club options for 2017 and 2018 on 3/12.

### 2011 SEASON

- Ranked among the AL leaders in shutouts (T4th, 4), winning percentage (3rd, .762), wins (T4th, 16) and complete games (T4th, 4).
- His four shutouts were a Rangers record for a left-hander ... all four shutouts came in an 11-start span, including three in five starts from 7/7-30 ... recorded back-to-back shutouts on 7/7 vs. Oakland and 7/14 at Seattle.
- His career-best 16 victories were the most in Washington/ Texas franchise history by any player under the age of 25, while his .762 winning percentage ranked fourth in club history.
- Went 10-1 with a 2.77 ERA over his final 15 starts ... his 7.64 runs of support per 9.0 IP led the majors and set a club record.
- Was 2-0 with a 3.48 ERA (8 ER/20.2 IP) over four postseason starts (Rangers were 4-0) ... earned wins in Game 2 of the ALDS vs. Tampa Bay and Game 4 of the World Series vs. St. Louis.
- Threw 8.1 scoreless IP with two hits allowed in the victory over the Cardinals, becoming the first pitcher to post those numbers in the World Series since Pittsburgh's Nelson Bries (2 H/9.0 IP) in Game 5 of the 1971 Fall Classic vs. Baltimore ... at age 25 years and 14 days, became the third-youngest starter in World Series history with 8.0 scoreless IP on two hits or less.

### 2010 SEASON

- Went 3-4 with a 4.44 ERA in 10 starts and 0-0 with a 2.53 ERA in four relief appearances over three stints with the Rangers.
- Was recalled from Class AAA Oklahoma City on 5/12 and threw 6.0 scoreless IP that night in a victory vs. Oakland ... left his start on 5/30 at Minnesota and was placed on the disabled list on 5/31 with left rotator cuff inflammation.
- Suffered a right knee injury on 6/18 during a rehab workout which delayed his return ... was reinstated from the disabled list on 7/31 and optioned to Oklahoma City.
- Was recalled on 8/18 for a spot start at Tampa Bay and optioned back the following day ... was recalled again on 8/28 and went 1-2 with a 3.75 ERA over five starts before making two relief appearances to conclude the season.
- Appeared in two games in each round of the playoffs, recording a 4.76 ERA (6 ER/11.1 IP) ... threw 5.2 scoreless IP in the ALCS victory over the Yankees ... walked all three batters faced in the eighth inning of Game 2 of the World Series at San Francisco (13 pitches, 12 strikes).

### 2009 SEASON

- His contract was purchased from Oklahoma City on 4/18 and spent the rest of the season with the Rangers ... tied for second in the AL with 13 losses ... his 6.21 ERA was the fourth-highest among major-league pitchers with at least 125.0 IP.
- Made his major-league debut on 4/22 at Toronto, throwing 2.2 scoreless IP and stranding all three runners after entering the game with the bases loaded.
- Earned his first major-league win in relief on 5/1 vs. the White Sox ... made his first start in a no decision on 5/22 at Houston.
- Spent the second half of the season in the rotation ... struck out 10 batters over 8.2 IP on 7/30 at Seattle, a Rangers record for rookie left-handers.
- Registered a three-hit shutout on 8/9 at the Angels ... at 22 years and 307 days, became the youngest lefty in club history at the time of his first shutout and the youngest to record a shutout since Edwin Correa on 5/2/86 at the Yankees.

- Became the first pitcher in major-league history to allow 13-plus hits with eight-plus strikeouts in less than 6.0 IP on 6/27 vs. San Diego.

### 2008 SEASON

- Combined to go 13-1 with a 2.27 ERA (38 ER/150.2 IP) and 157 strikeouts over 26 starts with Class A Clinton, Class A Bakersfield and Frisco.
- Led all Rangers minor leaguers in ERA and strikeouts and tied for first in wins ... was named the Nolan Ryan Rangers Minor League Pitcher of the Year and was named to *Baseball America's* Minor League All-Star Team.
- Was named the Rangers Minor League Pitcher of the Month for June (2-0, 1.63), July (3-1, 1.66) and August (3-0, 2.03).
- Pitched a scoreless inning in the Midwest League All-Star Game ... was named Pitcher of the Week for the California League (6/14-20) and Texas League (8/11-17) ... won his Frisco debut on 8/13 at Tulsa, allowing one unearned run with 10 strikeouts over 8.0 IP.
- Was 1-1 with a 0.44 ERA (1 ER/20.2 IP) over three starts for Frisco in the TL playoffs.

### 2007 SEASON

- Ranked second in the Northwest League with 83 strikeouts and fifth with a 3.22 ERA in his first professional season with Advanced Rookie Spokane.
- Averaged 11.5 strikeouts per 9.0 IP.
- Was signed by Jeff Schroeder and Rick Wood.

### COMMUNITY INVOLVEMENT

- Was elected to the Board of Directors of the Texas Rangers Baseball Foundation in November 2014, and participated with the Foundation on a holiday initiative through the end of 2015.
  - In early 2015, launched The 60 Feet 6 Foundation, a non-profit organization founded to help raise awareness and continue the fight against leukemia, specifically pediatric forms of the disease.
  - In 2014, made donations to The Sunshine Kids, Jason Motte Foundation Strikeout Cancer initiative, and also purchased Starlight Fun Centers for Cook Children's Medical Center in Fort Worth and Children's Health in Dallas.
  - Was the recipient of the 2013 Jim Sundberg Community Achievement Award for his contributions in the community ... in November 2013, made a \$10,000.00 contribution to both Children's Health and Cook Children's in conjunction with Texas Rangers Baseball Foundation ... previously had donated toys, video games and movies to Cook Children's as part of team's annual hospital visit in December 2012.
  - Served as spokesperson for Texas Rangers MCA Fitness All Stars in 2012-13 and 2011-12 Rangers annual toy drives benefiting Cowboy Santas.
  - In 2011-12, teamed with the City of Arlington's Police and Fire Chiefs in a public awareness campaign to promote "Keep Your Thumbs on the Wheel".
  - Made donations to the Texas Rangers Baseball Foundation from 2014-16 as well as provided funds to the Baseball Tomorrow Fund for use by the West Legacy Foundation and Southeast Arlington Little League.
  - Has made donations to his hometown high school baseball team in Newark, Ohio, as well as Wallace State Community College ... also has contributed to the Baseball Tomorrow Fund benefiting West, Texas.
- ### MISCELLANEOUS/PERSONAL
- Single ... Twitter: @Dutch\_Oven45.
  - Graduated in 2005 from Newark (Ohio) High School ... attended Wallace State Community College in Hanceville, Ala.
  - Has served as an instructor for youth hitting and pitching camps at Total Athletic Development in Newark, Ohio ... 12/21/09 was proclaimed "Derek Holland Day" in Newark.



FRONT OFFICE  
FIELD STAFF  
PLAYERS  
OPPONENTS  
2016 REVIEW  
HISTORY  
RECORDS  
MINOR LEAGUES  
MEDIAMISC.

**CAREER PLAYING RECORD**

YEAR	CLUB	W-L	PCT	ERA	G	GS	CG	SHO	SV	IP	H	R	ER	HR	HB	BB-I	SO	WP	BK	AVG
2007	Spokane	4-5	.444	3.22	16	14	0	0	0	67.0	57	33	24	7	6	21-0	83	7	0	.224
2008	Clinton	7-0	1.000	2.40	17	17	0	0	0	93.2	77	30	25	2	2	29-0	91	3	0	.228
	Bakersfield	3-1	.750	3.19	5	5	0	0	0	31.0	20	12	11	1	1	5-0	37	1	1	.185
	Frisco	3-0	1.000	0.69	4	4	0	0	0	26.0	14	4	2	0	0	6-0	29	0	0	.163
2009	Oklahoma City	0-1	.000	9.00	1	1	0	0	0	4.0	5	4	4	1	0	3-0	5	0	0	.357
	TEXAS	8-13	.381	6.12	33	21	1	1	0	138.1	160	98	94	26	4	47-0	107	3	3	.288
2010	Oklahoma City	6-2	.750	1.87	11	11	0	0	0	62.2	50	17	13	5	2	18-0	51	2	0	.216
	Texas	3-4	.429	4.08	14	10	0	0	0	57.1	55	30	26	6	4	24-0	54	0	1	.247
	AZL Rangers	0-0	.000	0.00	1	1	0	0	0	3.0	0	0	0	0	0	0-0	6	1	0	.000
2011	TEXAS	16-5	.762	3.95	32	32	4	#4	0	198.0	201	97	87	22	6	67-1	162	2	1	.262
2012	TEXAS	12-7	.632	4.67	29	27	0	0	0	175.1	162	100	91	32	3	52-0	145	1	0	.243
	Round Rock	0-2	.000	6.00	2	2	0	0	0	9.0	11	6	6	4	0	2-0	5	0	0	.324
2013	TEXAS	10-9	.526	3.42	33	33	2	2	0	213.0	210	90	81	20	3	64-0	189	9	1	.259
2014	Frisco	0-0	.000	0.00	2	2	0	0	0	5.0	3	0	0	0	0	2-0	8	0	0	.176
	Round Rock	2-1	.667	5.87	4	4	0	0	0	15.1	20	15	10	5	0	8-0	19	0	0	.308
	TEXAS	2-0	1.000	1.46	6	5	0	0	0	37.0	34	8	6	0	0	5-1	25	1	0	.248
2015	TEXAS	4-3	.571	4.91	10	10	1	1	0	58.2	59	32	32	11	5	17-2	41	1	0	.269
	Round Rock	0-1	.000	5.19	3	3	0	0	0	8.2	9	6	5	0	0	5-0	14	1	0	.257
	Frisco	0-0	.000	8.10	1	1	0	0	0	3.1	7	3	3	1	0	1-0	5	0	0	.412
2016	TEXAS	7-9	.461	4.95	22	20	0	0	0	107.1	116	62	59	15	2	35-2	67	2	0	.276
	Round Rock	0-0	.000	4.50	3	3	0	0	0	10.0	11	5	5	1	1	4-0	8	0	0	.268
<b>MAJOR TOTALS</b>		<b>62-50</b>	<b>.554</b>	<b>4.35</b>	<b>179</b>	<b>158</b>	<b>8</b>	<b>8</b>	<b>0</b>	<b>985.0</b>	<b>997</b>	<b>517</b>	<b>476</b>	<b>132</b>	<b>27</b>	<b>311-6</b>	<b>790</b>	<b>19</b>	<b>6</b>	<b>.263</b>
<b>MINOR TOTALS</b>		<b>25-13</b>	<b>.658</b>	<b>2.87</b>	<b>70</b>	<b>68</b>	<b>0</b>	<b>0</b>	<b>0</b>	<b>338.2</b>	<b>284</b>	<b>135</b>	<b>108</b>	<b>27</b>	<b>12</b>	<b>104-0</b>	<b>361</b>	<b>15</b>	<b>1</b>	<b>.227</b>

#Tied For League Lead

**CAREER TRANSACTIONS**

- Selected by Texas in the 25th round of the First-Year Player Draft (6/6/06).
- On Texas disabled list with left rotator cuff inflammation (5/31-7/31/10); included rehab assignment with Class AAA Oklahoma City (7/23-31/10).
- On Texas disabled list with left shoulder fatigue (6/7-7/7/12); included rehab assignment with Class AAA Round Rock (6/27-7/2/12).
- On Texas disabled list to continue recovery from left knee surgery (3/3-8/29/14); included rehab assignments with Class AA Frisco (7/30-8/2/14 and 8/5-27/14) and Class AAA Round Rock (8/3-4/14 and 8/28/14).
- On Texas disabled list with a subscapular strain in his left shoulder (4/11-8/19/15); included rehab assignments with Class AAA Round Rock (7/30-8/8/15 and 8/14-18/15) and Class AA Frisco (8/9-13/15).
- Signed by the White Sox as a free agent (12/14/16).

**CAREER FIELDING STATISTICS**

POSITION	PCT	G	GS	TC	PO	A	E	DP
Pitcher	.897	179	158	165	32	116	17	6

**CAREER GAME BESTS**

**STRIKEOUTS** — 11 (2x, last 8/30/15 vs. Bal., 9.0 IP) ... **IP** — 9.0 (8x, 8/30/15 vs. Bal.) ... **CG** — 8 (last 8/30/15 vs. Bal.)  
**SHO** — 8 (last 8/30/15 vs. Bal.) ... **LONGEST WINNING STREAK** — 7 games (8/26/11-4/18/12)  
**CONSECUTIVE SCORELESS IP** — 18.0 (7/7-14/11)

**WILDCARD RECORD**

YEAR	CLUB	W-L	PCT	ERA	G	GS	CG	SHO	SV	IP	H	R	ER	HR	HB	BB-I	SO	WP	BK	AVG
2012	Tex. vs. Bal.	0-0	0.00		1	0	0	0	0	0.1	1	0	0	0	0	0-0	1	1	0	.500

**DIVISION SERIES RECORD**

YEAR	CLUB	W-L	PCT	ERA	G	GS	CG	SHO	SV	IP	H	R	ER	HR	HB	BB-I	SO	WP	BK	AVG
2010	Tex. vs. T.B.	0-0	.000	5.79	2	0	0	0	0	4.2	6	3	3	1	0	1-0	4	0	0	.333
2011	Tex. vs. T.B.	1-0	1.000	1.42	2	1	0	0	0	6.1	7	3	1	1	0	2-0	2	1	0	.269
2015	Tex. vs. Tor.	0-1	.000	27.00	1	1	0	0	0	2.0	5	6	6	3	0	1-0	0	0	0	.455
<b>TOTALS</b>		<b>1-1</b>	<b>.500</b>	<b>6.92</b>	<b>5</b>	<b>2</b>	<b>0</b>	<b>0</b>	<b>0</b>	<b>13.0</b>	<b>18</b>	<b>12</b>	<b>10</b>	<b>5</b>	<b>0</b>	<b>4-0</b>	<b>6</b>	<b>1</b>	<b>0</b>	<b>.327</b>

**LEAGUE CHAMPIONSHIP SERIES RECORD**


YEAR	CLUB	W-L	PCT	ERA	G	GS	CG	SHO	SV	IP	H	R	ER	HR	HB	BB-I	SO	WP	BK	AVG
2010	Tex. vs. NYY	1-0	.000	0.00	2	0	0	0	0	5.2	3	0	0	0	0	2-0	4	0	0	.158
2011	Tex. vs. Det.	0-0	.000	8.59	2	2	0	0	0	7.1	11	7	7	4	1	4-0	5	0	0	.355
<b>MLB TOTALS</b>		<b>1-0</b>	<b>1.000</b>	<b>4.85</b>	<b>4</b>	<b>2</b>	<b>0</b>	<b>0</b>	<b>0</b>	<b>13.0</b>	<b>14</b>	<b>7</b>	<b>7</b>	<b>4</b>	<b>1</b>	<b>6-0</b>	<b>9</b>	<b>0</b>	<b>0</b>	<b>.280</b>

**WORLD SERIES RECORD**

YEAR	CLUB	W-L	PCT	ERA	G	GS	CG	SHO	SV	IP	H	R	ER	HR	HB	BB-I	SO	WP	BK	AVG
2010	Tex. vs. S.F.	0-0	.000	27.00	2	0	0	0	0	1.0	0	3	3	0	0	4-0	1	0	0	.000
2011	Tex. vs. STL	1-0	1.000	0.87	2	1	0	0	0	10.1	4	1	1	1	0	2-0	7	0	0	.118
<b>MLB TOTALS</b>		<b>1-0</b>	<b>1.000</b>	<b>3.18</b>	<b>4</b>	<b>1</b>	<b>0</b>	<b>0</b>	<b>0</b>	<b>11.1</b>	<b>4</b>	<b>4</b>	<b>4</b>	<b>1</b>	<b>0</b>	<b>6-0</b>	<b>8</b>	<b>0</b>	<b>0</b>	<b>.108</b>

**WORLD BASEBALL CLASSIC RECORD**

YEAR	CLUB	W-L	PCT	ERA	G	GS	CG	SHO	SV	IP	H	R	ER	HR	HB	BB-I	SO	WP	BK	AVG
2016	United States	0-0	.000	3.60	1	1	0	0	0	5.0	4	2	2	1	0	1-0	4	0	0	.211



# DAVID HOLMBERG

# 74

**LEFT-HANDED PITCHER**
**NON-ROSTER INVITEE**
**Given Name:** David A. Holmberg

**Bats:** Right      **Throws:** Left

**Height:** 6-3      **Weight:** 245

**Opening Day Age:** 25 (July 19, 1991)

**Birthplace/Residence:** Houston, Texas/Port Charlotte, Fla.

**First Pro Contract:** White Sox, selected in the second round, June 2009 First-Year Player Draft.

**Sox Acquisition:** Signed as a free agent, March 31, 2016.

**Major League Service:** 64 days.

**Contract Status:** Signed through 2017.

## 2016 SEASON

- Combined to go 8-9 with a 3.84 ERA (72 ER/168.2 IP) and 107 strikeouts over 28 starts between Class AA Birmingham and Class AAA Charlotte ... signed a minor-league contract with the White Sox on 3/31.
- Ranked eighth among Sox farmhands in strikeouts.
- Limited lefties to a .247 (48-174) average, compared to a .260 mark (120-461) vs. right-handers.
- Went 4-0 with a 3.35 ERA (19 ER/51.0 IP) over eight starts with the Barons from 5/22-7/2.
- Earned the win in a complete-game two-hitter on 8/19-2 at Gwinnett ... allowed one run over 7.0 IP while striking out five..

## 2015 SEASON

- Spent the majority of the season with Class AAA Louisville but also started six games for Cincinnati.
- Began the season with Louisville before being recalled by the Reds on 7/30.
- Was one of nine rookie pitchers to make a combined 110 starts for the Reds, both single-season modern club records.
- Limited lefties to a .148 (4-27) average (righties hit .376).
- Recorded his first major-league hit on 7/30 vs. Pittsburgh (single off A.J. Burnett).
- Tossed a career-high 6.2 IP on 8/10 at San Diego, suffering the loss after allowing two runs on six hits.
- Led the Bats in ERA (4.34), IP (120.1) and strikeouts (71) and tied for the team lead in wins (7).
- Combined with Tony Cingrani (4.0 IP) and Sam LeCure (2.0 IP) on the first nine-inning no-hitter in Louisville history ... tossed 3.0 IP in the game.
- Was signed by Atlanta to a minor-league contract on 12/3.

## 2014 SEASON

- Spent most of the season with Louisville while making seven appearances (five starts) over three stints with Cincinnati.
- Recorded his first career strikeout (Wellington Castillo) on 7/8 vs. the Cubs.
- Tossed 5.2 scoreless IP in his first career relief appearance on 9/8 vs. St. Louis, striking out a career-high five ... it was the longest outing by a Reds reliever since Carlos Fisher on 5/25/11 at Philadelphia (also 5.2 IP).
- Earned his first major-league victory on 9/13 at Milwaukee (1 ER/6.0 IP).
- Threw three straight quality starts from 9/13-25 to end the season, going 2-1 with a 2.50 ERA (5 ER/18.0 IP).
- Was on the Bats disabled list from 4/20-5/12 with left shoulder tendinitis after losing his first three starts of the season.
- Made two starts before being placed on the disabled list for a second time on 5/21 with a strained left shoulder ... was reinstated on 6/11.

## 2013 SEASON

- Spent a majority of the season with Class AA Mobile but also made one start with Arizona.
- Made his major-league debut as the starting pitcher on 8/27 vs. San Diego (ND; 3 ER/3.2 IP).
- Ranked among the Southern League leaders in IP (3rd, 157.1), ERA (4th, 2.75), starts (T4th, 26) and WHIP (5th, 1.19).
- Was a SL midseason All-Star after going 4-3 with a 2.31 ERA (23 ER/89.2 IP) in the first half with the Bay Bears.
- Was traded by Arizona to Cincinnati as part of a three-team trading involving Tampa Bay on 12/3.

## 2012 SEASON

- Went 11-8 with a 3.32 ERA (64 ER/173.1 IP) and 153 strikeouts in 27 starts between Class A Visalia and Mobile.
- His 173.1 IP were tied for the second-most in all of minor-league baseball.
- Was named to the California League midseason All-Star team after going 6-3 with a 2.99 ERA (26 ER/78.1 IP) in 12 starts during the first of the season with the Rawhide.

## 2011 SEASON

- Went a combined 12-9 with a 3.44 ERA (59 ER/154.1 IP) and 157 strikeouts over 27 starts between Class A South Bend and Visalia in the Arizona organization.
- Was a Midwest midseason All-Star, going 7-3 with a 2.61 ERA (22 ER/76.0 IP) and 74 strikeouts in 13 first-half starts with South Bend.

## 2010 SEASON

- Combined to go 2-5 with a 4.17 ERA (36 ER/77.2 IP) and 76 strikeouts in 15 starts between Advanced Rookie Great Falls and Advanced Rookie Missoula.
- Was traded by the White Sox with RHP Daniel Hudson to Arizona in exchange for RHP Edwin Jackson.
- Entered the season rated by *Baseball America* as the No. 8 prospect in the White Sox organization.

## 2009 SEASON

- Made his professional debut with Advanced Rookie Bristol, making 14 appearances (seven starts).
- Was selected by the White Sox in the second round of the First-Year Player Draft ... was signed by Joe Siers.

## MISCELLANEOUS/PERSONAL

- Single ... Twitter: @David\_Holmberg.
- Graduated in 2009 from Port Charlotte (Fla.) High School ... was 7-0 with a 0.22 ERA (2 ER/64.2 IP) and 132 strikeouts in his senior season ... also batted .377 (29-77) with seven home runs and 21 RBI.

### CAREER PLAYING RECORD

YEAR	CLUB	W-L	PCT	ERA	G	GS	CG	SHO	SV	IP	H	R	ER	HR	HB	BB-I	SO	WP	BK	AVG
2009	Bristol	2-2	.500	4.73	14	7	0	0	0	40.0	40	26	21	5	2	18-0	37	4	0	.256
2010	Great Falls	1-1	.500	4.46	8	8	0	0	0	40.1	52	23	20	2	2	9-0	29	0	0	.315
	Missoula	1-4	.200	3.86	7	7	0	0	0	37.1	47	26	16	2	4	7-0	47	3	1	.294
2011	South Bend	8-3	.727	2.39	14	14	1	1	0	83.0	65	27	22	3	7	13-0	81	3	0	.212
	Visalia	4-6	.400	4.67	13	13	0	0	0	71.1	73	44	37	5	3	35-0	76	3	0	.263
2012	Visalia	6-3	.667	2.99	12	12	0	0	0	78.1	62	31	26	6	0	14-0	86	0	0	.214
	Mobile	5-5	.500	3.60	15	15	0	0	0	95.0	104	45	38	8	2	23-0	67	4	1	.281
2013	ARIZONA	0-0	—	7.36	1	1	0	0	0	3.2	6	3	3	0	0	3-0	0	0	0	.375
	Mobile	5-8	.385	2.75	26	26	1	0	0	157.1	138	59	48	12	7	50-2	116	3	0	.239
2014	Louisville	2-6	.250	4.66	18	18	0	0	0	92.2	119	53	48	4	1	33-3	56	3	0	.316
	CINCINNATI	2-2	.500	4.80	7	5	0	0	0	30.0	27	16	16	8	6	16-1	18	2	0	.243
2015	CINCINNATI	1-4	.200	7.62	6	6	0	0	0	28.1	36	24	24	10	2	16-0	15	1	0	.321
	Louisville	7-7	.500	4.34	21	19	0	0	0	120.1	142	63	58	14	3	41-0	71	4	0	.299
2016	Birmingham	6-6	.500	3.70	19	19	0	0	0	114.1	112	57	47	7	4	28-0	74	3	0	.258
	Charlotte	2-3	.400	4.14	9	9	1	0	0	54.1	51	26	25	6	4	14-0	33	1	0	.254
<b>MINOR TOTALS</b>		<b>49-54</b>	<b>.476</b>	<b>3.71</b>	<b>176</b>	<b>167</b>	<b>3</b>	<b>1</b>	<b>0</b>	<b>984.1</b>	<b>1005</b>	<b>480</b>	<b>406</b>	<b>74</b>	<b>39</b>	<b>285-5</b>	<b>773</b>	<b>31</b>	<b>2</b>	<b>.265</b>
<b>MAJOR TOTALS</b>		<b>3-6</b>	<b>.333</b>	<b>6.24</b>	<b>14</b>	<b>12</b>	<b>0</b>	<b>0</b>	<b>0</b>	<b>62.0</b>	<b>69</b>	<b>43</b>	<b>43</b>	<b>18</b>	<b>8</b>	<b>35-1</b>	<b>33</b>	<b>3</b>	<b>0</b>	<b>.289</b>

### CAREER TRANSACTIONS

- Selected by the White Sox in the second round of the First-Year Player Draft (6/09).
- Traded by the White Sox with RHP Daniel Hudson to Arizona in exchange for RHP Edwin Jackson (7/30/10).
- Traded by Arizona to Cincinnati in exchange for C Ryan Hanigan (12/3/13).
- On Class AAA Louisville disabled list with left shoulder tendinitis (4/20-5/12/14).
- On Class AAA Louisville disabled list with left shoulder strain (5/21-6/11/14).
- Signed by Atlanta as a free agent (12/3/15).
- Signed by the White Sox as a free agent (3/31/16).
- Signed by the White Sox as a free agent (10/25/16).

### CAREER FIELDING STATISTICS

POSITION	PCT	G	GS	TC	PO	A	E	DP
Pitcher	1.000	14	12	11	4	7	0	1

### CAREER GAME BESTS

**STRIKEOUTS** — 5 (2x, last 8/10/15 at S.D.; 6.2 IP) ... **INNINGS PITCHED** — 6.2 (8/10/15 at S.D.)  
**WINNING STREAK** — two games (9/25/14-7/30/15) ... **CONSECUTIVE SCORELESS IP** — 9.2 (9/3-13/14)





# DAN JENNINGS

# 43

## LEFT-HANDED PITCHER

**Given Name:** Daniel Lee Jennings

**Bats:** Left **Throws:** Left

**Height:** 6-3 **Weight:** 210

**Opening Day Age:** 29 (April 17, 1987)

**Birthplace/Residence:** Berkeley, Calif./Palm Beach Gardens, Fla.

**First Pro Contract:** Florida Marlins, selected in the ninth round, June 2008 First-Year Player Draft.

**Sox Acquisition:** Obtained from the Miami Marlins in exchange for RHP Andre Rienzo, December 11, 2014.

**Major League Service:** Three years, 171 days.

**Contract Status:** Signed through 2017.

### 2016 SEASON

■ **American League Relief Leaders:** T2nd-*Opp. GDP* (11); 3rd-*GIDP*/9.0 *IP* (1.63); 7th-*ERA* (2.08).

■ Made a career-high 64 relief appearances in his second season with the White Sox ... also established career highs with four wins, 60.2 *IP* and 10 holds ... matched his career high with 46 strikeouts (also 2015) and allowed just one home run.

■ Recorded a 1.49 *ERA* (6 *ER*/36.1 *IP*) in 35 appearances at home ... 51 of his appearances were scoreless, 20 came with zero days rest and 17 last at least 1.1 *IP*.

■ Posted a 1.13 *ERA* (1 *ER*/8.0 *IP*) in April, 0.77 (1 *ER*/11.2 *IP*) in June and 1.13 (1 *ER*/8.0 *IP*) in August.

■ Allowed 42.0 percent (50-21) of inherited runners to score ... first batters faced went 16-54 (.296) ... limited left-handers to a .217 average (18-83).

■ Made his season debut on 4/8 vs. Cleveland, allowing just one hit over 3.0 scoreless *IP*.

■ Earned his first win on 5/9 at Texas, allowing just one hit and one walk in 3.0 scoreless *IP* ... induced an inning-ending double play with the game-ending run on third base in the 10th inning.

■ Suffered his first loss and blown save on 5/11 at Texas, allowing a game-tying single to Ian Desmond and game-winning single to Adrian Beltre in the sixth.

■ Worked 1.0 scoreless *IP* and earned his second win on 5/31 at the Mets ... surrendered a game-winning, two-RBI double to Bryce Harper in the fifth on 6/8 vs. Washington.

■ Earned his third win despite allowing one hit and one walk over 1.1 scoreless *IP* on 6/23 at Boston ... suffered his second loss on 7/20 at Seattle after allowing a game-ending, solo home run to Leonys Martin in the 11th inning.

■ Was charged with his second blown save, but also earned his fourth win on 7/26 vs. the Cubs (0.2 scoreless *IP*) ... inherited two baserunners and surrendered the game-tying hit to Anthony Rizzo in the ninth ... Tyler Saladino recorded a game-ending single in the bottom of the frame.

■ Suffered his third loss of the season on 7/29 at Minnesota after hitting a batter and issuing a walk over 0.1 *IP* ... departed the game before Tommy Kahnle walked in the game-ending run.

■ Earned his first career save on 8/9 at Kansas City, striking out Eric Hosmer for the final out of the game in the 10th.

■ Recorded a season-high, 12-game scoreless streak from 8/25-9/17 ... surrendered just five hits and recorded four holds and seven strikeouts over 8.2 *IP* during the streak.

■ Surrendered three runs on three hits in 0.1 *IP* to snap his scoreless stretch on 9/23 at Cleveland ... marked his first outing allowing multiple runs since 6/29 vs. Minnesota (three unearned).

■ Registered a hold in consecutive games on 9/24 at Cleveland (0.1 scoreless *IP*) and 9/26 vs. Tampa Bay (0.1 scoreless).

### LOWEST MLB ERA SINCE 8/4/15

Pitcher	ERA	Pitcher	GIDP
Zach Britton	0.99	Alex Wilson	18
Clayton Kershaw	1.69	<b>Dan Jennings</b>	<b>17</b>
Andrew Miller	1.71	Tom Wilhelmson	17
<b>Dan Jennings</b>	<b>1.73</b>	Dan Otero	16
Two Pitchers Tied	1.81	Sam Dyson	15

*minimum: 80.0 IP*

### MOST AL RELIEF GIDP FROM 2015-16

### 2015 SEASON

■ Recorded career highs in games (53), *IP* (56.1), strikeouts (46) and holds (four) in his first season with the White Sox.

■ Posted a 1.39 *ERA* (5 *ER*/32.1 *IP*) over 30 appearances in the second half, compared to a 7.50 mark (20 *ER*/24.0 *IP*) in 23 outings before the break ... his 1.39 *ERA* in the second half was the second-lowest among American League relievers behind teammate Matt Albers (1.14).

■ Registered a sub-3.00 *ERA* in April (2.70), July (2.53), August (0.00) and September (1.08) ... by contrast, his *ERA* was 11.77 (17 *ER*/13.0 *IP*) from May-June.

■ Limited opponents to a .234 average (30-128) at U.S. Cellular Field (.287 mark on the road).

■ Surrendered three runs over 0.2 *IP* in his White Sox debut on Opening Day at Kansas City ... made nine consecutive scoreless appearances following his debut from 4/10-5/3, allowing five hits with 10 strikeouts and three holds over 11.0 *IP*.

■ His scoreless streak was snapped on 5/7 vs. Detroit (2 *ER*/1.2 *IP*) ... surrendered a career-high six runs (three hits and three walks) on 5/9-1 vs. Cincinnati.

■ Posted his third hold on 5/15 at Oakland (1.2 scoreless *IP*) ... earned his first win with Chicago on 5/29 at Houston after recording two outs in the 10th ... suffered the loss after allowing a game-ending single to Shin-Soo Choo on 6/4 at Texas.

■ Was on the disabled list from 6/5-30 with inflammation on the left side of his neck ... appeared in three injury rehabilitation games with Class AAA Charlotte from 6/22-28.

■ Suffered the loss on 7/18 vs. Kansas City after allowing a game-winning, solo home run to Lorenzo Cain in the 13th inning ... worked a career-high 3.2 *IP* (49 pitches).

■ Made seven consecutive scoreless appearances from 8/4-28, allowing seven hits with eight strikeouts over 10.0 *IP* ... did not allow an earned run (three unearned) over a span of 15 straight outings (15.2 *IP*) from 8/4-9/14.

■ Recorded a 1.86 *ERA* (2 *ER*/9.2 *IP*) over his final 12 outings from 9/11-10/4, allowing six hits ... worked 2.0 scoreless *IP* with three strikeouts on 9/14 vs. Oakland for his second win.

## 2014 SEASON

- Tied his career highs in appearances (47) and strikeouts (38) over five stints with Miami: 3/31-5/1, 5/12-13, 5/24-6/18, 6/29-7/31 and 8/1-remainder of the season.
- Thirty-eight of his 47 appearances were scoreless ... limited opponents to a .152 average (7-46) with RISP, .200 (4-20) with RISP/two outs and .200 (1-5) with the bases loaded.
- Posted a 0.74 ERA (2 ER/24.1 IP) at home and a 2.25 mark (4 ER/16.0 IP) on the road ... his home ERA was the best in baseball among pitchers with at least 20 games.
- Made his first career Opening Day roster with the Marlins ... did not allow an earned run in 18.0 IP from 4/20-7/6 ... threw a career-high 2.1 IP on 6/13 vs. Pittsburgh.
- Posted a 0.00 ERA (3.0 IP) over six scoreless appearances during interleague play.
- Was on the disabled list from 8/8-9/1 with a concussion ... threw 7.1 scoreless IP over four outings with Class A Jupiter and the Gulf Coast League Marlins on a rehab assignment from 8/19-9/1.
- Recorded a 1.50 ERA (2 ER/12.0 IP) over his last 17 games of the season.
- Was traded by Miami to the White Sox in exchange for right-handed pitcher Andre Rienzo on 12/11 (acquisition recommended by Bill Scherrer and Dave Yoakum).

## 2013 SEASON

- Appeared in 47 games with Miami after being recalled from New Orleans on 5/27.
- Thirty-six of his 47 appearances with the Marlins were scoreless and 22 were hitless ... allowed just one home run over a career-high 40.2 IP.
- Went 2-2 with a 2.35 ERA (6 ER/23.0 IP) and 25 strikeouts on the road, compared to 0-2 with a 5.60 ERA (11 ER/17.2 IP) and 13 strikeouts at Marlins Park.
- Held right-handers to a .221 average (15-68), compared to a .282 mark (14-85) vs. lefties.
- Opponents went just 2-20 (.100) with RISP/two outs.
- Recorded a 1.04 ERA (1 ER/8.2 IP) over his last 12 games of the season ... made eight straight scoreless appearances (5.1 IP) from 8/25-9/14.
- Suffered his first career loss on 7/2 at Atlanta and charged with his first career blown save on 7/8 vs. the Braves.
- Recorded a career-high four strikeouts over 2.0 IP on 9/16 at Philadelphia.

## 2012 SEASON

- Made 42 appearances with New Orleans and 22 over two stints with Miami.
- Nineteen of his 22 games with the Marlins were scoreless, including 10 in a row (7.1 IP) from 8/2-9/30.
- Held right-handers to a .206 (7-34) average at the major-league level (lefties batted .282, 11-39).
- Made his MLB debut on 4/30 vs. Arizona, (1.0 scoreless IP).
- Recorded his first career win and strikeout (Aubrey Huff) on 5/25 vs. San Francisco (1.0 IP) ... earned his first career hold on 5/28 vs. Washington.
- Posted a 2.08 ERA (2 ER/8.2 IP) over nine games in April with the Zephyrs.

## 2011 SEASON

- Combined to go 5-4 with a 5.27 ERA (33 ER/56.1 IP), four saves and 56 strikeouts over 45 appearances between Class AA Jacksonville and New Orleans.
- Began the season with the Suns before being promoted to New Orleans on 6/18.
- Posted a 2.81 ERA (5 ER/16.0 IP) over his last 14 games with New Orleans, compared to a 11.66 ERA in his first 10.
- Recorded a 4.50 ERA (6 ER/12.0 IP) and 10 strikeouts over eight appearances for Surprise in the Arizona Fall League.

## 2010 SEASON

- Made 37 appearances with Jacksonville ... went 2-0 with a 1.80 ERA (5 ER/25.0 IP) on the road.
- Opponents batted .042 (1-24) with RISP/two outs.

## 2009 SEASON

- Combined to go 1-2 with a 2.15 ERA (15 ER/62.2 IP), six saves and 69 strikeouts over 45 appearances between Class A Greensboro, Jupiter and Jacksonville.
- Held right-handers to a .211 average (35-166).
- Began the season with Greensboro ... was promoted to Jupiter on 8/6 and to Jacksonville on 8/30.
- Made 13 consecutive scoreless appearances to end the season (13.1 IP).

## 2008 SEASON

- Ranked second on the team in strikeouts (62) and IP (58.2) at Class A Jamestown ... was named to the New York-Penn League All-Star Team.
- Was 1-2 with a 3.18 ERA (16 ER/45.1 IP) in 10 starts during the first half ... posted a 2.93 ERA (9 ER/27.2 IP) with 33 strikeouts over six starts in July.
- Was signed by Bob Oldis (Marlins).

## COMMUNITY INVOLVEMENT

- In 2015, visited Comer Children's Hospital as part of Sox Serve Week and participated in the Comer Teen Program.

## MISCELLANEOUS/PERSONAL

- Married Courtney ... has one daughter: Brooklyn.
- Attended the University of Nebraska ... went 7-3 with a 3.66 ERA in 43 career games for the Huskers.
- Was named honorable mention All-Big 12 as a junior after going 6-3 with a 3.39 ERA.
- Graduated from Valley High School in West Des Moines, Iowa ... won consecutive state titles in 2004 and 2005.
- Was named First-Team All-State in 2005, posting a 9-0 record with a 0.85 ERA, five shutouts and a perfect game.
- Finished his high school career with a perfect 11-0 record and set a school record with a .482 batting average.



FRONT OFFICE  
 FIELD STAFF  
 PLAYERS  
 OPPONENTS  
 2016 REVIEW  
 HISTORY  
 RECORDS  
 MINOR LEAGUES  
 MEDIA/MISC.

### CAREER PLAYING RECORD

YEAR	CLUB	W-L	PCT	ERA	G	GS	CG	SHO	SV	IP	H	R	ER	HR	HB	BB-I	SO	WP	BK	AVG
2008	Jamestown	1-4	.200	3.53	13	13	0	0	0	58.2	79	31	23	2	1	18-0	62	4	0	.321
2009	Greensboro	1-2	.333	2.74	34	0	0	0	0	49.1	42	21	15	1	0	21-3	54	8	0	.237
	Jupiter	0-0	.000	0.00	8	0	0	0	6	11.2	5	0	0	0	0	4-0	13	1	0	.132
	Jacksonville	0-0	.000	0.00	3	0	0	0	0	1.2	2	0	0	0	0	1-0	2	0	0	.286
2010	Jacksonville	4-2	.667	2.56	37	0	0	0	0	52.2	49	18	15	0	0	26-1	44	9	0	.257
2011	Jacksonville	4-1	.800	3.16	21	0	0	0	2	25.2	26	11	9	1	0	11-0	29	6	0	.265
	New Orleans	1-3	.250	7.04	24	0	0	0	2	30.2	34	24	24	3	0	17-2	27	1	0	.301
2012	New Orleans	1-3	.250	3.14	42	0	0	0	2	51.2	48	19	18	2	0	16-0	48	6	0	.253
	MIAMI	1-0	1.000	1.89	22	0	0	0	0	19.0	18	5	4	2	2	11-1	8	0	0	.247
2013	New Orleans	4-2	.667	1.80	18	0	0	0	1	25.0	19	8	5	1	0	11-1	25	3	0	.209
	MIAMI	2-4	.333	3.76	47	0	0	0	0	40.2	39	17	17	1	0	16-2	38	3	0	.255
2014	New Orleans	0-0	.000	3.38	6	0	0	0	0	8.0	6	4	3	0	0	7-0	9	0	0	.207
	GCL Marlins	0-0	.000	0.00	1	1	0	0	0	1.0	0	0	0	0	0	1-0	1	0	0	.000
	Jupiter	0-0	.000	0.00	3	3	0	0	0	6.0	3	0	0	0	0	0-0	8	1	0	.136
	MIAMI	0-2	.000	1.34	47	0	0	0	0	40.1	45	11	6	3	0	17-1	38	2	0	.281
2015	WHITE SOX	2-3	.400	3.99	53	0	0	0	0	56.1	55	28	25	3	0	24-6	46	4	0	.256
	Charlotte	0-0	.000	3.00	3	0	0	0	0	6.0	6	2	2	0	0	1-0	5	2	0	.250
2016	WHITE SOX	4-3	.571	2.08	64	0	0	0	1	60.2	57	18	14	1	3	28-0	46	4	0	.259
<b>MINOR TOTALS</b>		<b>16-17</b>	<b>.486</b>	<b>3.13</b>	<b>213</b>	<b>17</b>	<b>0</b>	<b>0</b>	<b>13</b>	<b>328.0</b>	<b>319</b>	<b>138</b>	<b>114</b>	<b>10</b>	<b>1</b>	<b>134-7</b>	<b>327</b>	<b>41</b>	<b>0</b>	<b>.259</b>
<b>N.L. TOTALS</b>		<b>3-6</b>	<b>.333</b>	<b>2.43</b>	<b>0</b>	<b>0</b>	<b>0</b>	<b>0</b>	<b>0</b>	<b>100.0</b>	<b>102</b>	<b>33</b>	<b>27</b>	<b>6</b>	<b>2</b>	<b>44-4</b>	<b>84</b>	<b>5</b>	<b>0</b>	<b>.264</b>
<b>SOX TOTALS</b>		<b>6-6</b>	<b>.500</b>	<b>3.00</b>	<b>117</b>	<b>0</b>	<b>0</b>	<b>0</b>	<b>1</b>	<b>117.0</b>	<b>112</b>	<b>46</b>	<b>39</b>	<b>4</b>	<b>3</b>	<b>52-6</b>	<b>92</b>	<b>8</b>	<b>0</b>	<b>.336</b>
<b>MLB TOTALS</b>		<b>9-12</b>	<b>.429</b>	<b>2.74</b>	<b>233</b>	<b>0</b>	<b>0</b>	<b>0</b>	<b>1</b>	<b>217.0</b>	<b>214</b>	<b>79</b>	<b>66</b>	<b>10</b>	<b>5</b>	<b>96-10</b>	<b>176</b>	<b>13</b>	<b>0</b>	<b>.561</b>

### CAREER TRANSACTIONS

- Selected by Florida in the ninth round of the First-Year Player Draft (6/08).
- On Minor League Baseball suspended list (7/24-27/10).
- On Minor League Baseball restricted list (7/28/10-remainder of the season).
- On Miami disabled list with a concussion (8/8-9/1/14); included rehab assignment to Class A Jupiter and GCL Marlins (8/19-9/1/14).
- Traded by Miami to the White Sox in exchange for RHP Andre Rienzo (12/11/14).
- On White Sox disabled list with neck inflammation (6/7-30/15); included rehabilitation assignment to Class AAA Charlotte (6/22-30/15).

### CAREER RELIEF BREAKDOWN

**Save Pct.** — Career: 1-7 (14.3); **2016:** 1-3 (33.3); **2014:** 0-2; **2013:** 0-2.  
**Holds** — Career: 20; **2016:** 10; **2015:** 4; **2014:** 3; **2013:** 1; **2012:** 2.  
**Inherited Runners/Scored** — Career: 155-58 (37.4); **2016:** 50-21 (42.0); **2015:** 38-14; **2014:** 29-12 (41.4); **2013:** 24-7 (29.2); **2012:** 14-4 (28.6).  
**First Batter Efficiency** — Career: 61-206 (.296); **2016:** 16-54 (.296); **2015:** 15-47 (.319); **2014:** 12-43 (.279); **2013:** 13-43 (.302); **2012:** 5-19 (.263).

### CAREER FIELDING STATISTICS

POSITION	PCT	G	GS	TC	PO	A	E	DP
Pitcher	.922	1233	0	51	13	34	4	2

### CAREER GAME BESTS

**STRIKEOUTS** — 4 (9/16/13 at Phi., 2.0 IP) ... **INNINGS PITCHED** — 3.2 (7/18/15 vs. K.C.)  
**WINNING STREAK** — 2 (5/31-6/22/16) ... **CONSECUTIVE SCORELESS IP** — 15.2 (4/26-7/6/14)



The White Sox Volunteer Corps, along with members of the organization, participate in a "Day of Service" at Sawyer Elementary School in Gage Park in May 2016.



# NATE JONES

# 65

## RIGHT-HANDED PITCHER

**Given Name:** Nathan Andrew Jones

**Bats:** Right **Throws:** Right

**Height:** 6-5 **Weight:** 225

**Opening Day Age:** 31 (January 28, 1986)

**Birthplace/Residence:** Butler, Ky.

**First Pro Contract:** White Sox.

**Sox Acquisition:** Selected in the fifth round, June 2007 First-Year Player Draft.

**Major League Service:** Five years.

**Contract Status:** Signed through 2018 (club options for 2019 and 2020).

### 2016 SEASON

■ **American League Leaders (Relievers):** T1st-HLD (28); 5th-WHIP (0.89); 6th-IRS% (16.7); 6th-1st Batter AVG (.136); T7th-Games (71); T11th-Opp. AVG (.191).

■ Made a career-high 71 appearances ... recorded a career-high 28 holds, tied for the most in the AL and the second-highest total in White Sox history.

■ Fifty-six of his 71 appearances (78.9 percent) were scoreless, and 39 were hitless ... recorded two-plus strikeouts 22 times.

■ Allowed just 16.7 percent (6-36) of inherited runners to score ... first batters faced hit just .136 (9-66) with four walks.

■ Surrendered just four earned runs over 34.2 IP in 36 appearances at home (1.04 ERA) ... worked 11.0 scoreless IP over nine interleague appearances.

■ Made 27 appearances on zero rest, going 3-1 with a 2.30 ERA (7 ER/27.1 IP) and .192 opponents average.

■ Recorded a 0.75 ERA (1 ER/12.0 IP) in April, 1.76 (3 ER/15.1 IP) in June, 1.50 (2 ER/12.0 IP) in July and 0.00 (9.0 IP) in September.

■ Limited right-handers to a .184 average (28-152), while lefties batted .200 (20-100) ... opponents hit just .164 (11-67) with RISP and .139 (5-36) with RISP/two outs.

■ Worked 0.2 scoreless IP for his first hold on Opening Day at Oakland ... suffered a blown save on 4/5 at Oakland after allowing one run and hitting two batters over 1.0 IP.

■ Threw 11.1 consecutive scoreless IP over 11 appearances from 4/7-5/6 ... recorded 11 holds, nine strikeouts and allowed just two hits and two walks during the streak.

■ Worked 2.0 perfect IP for his first career save (11th attempt) on 4/19 vs. the Angels ... retired all four batters he faced to earn his second win on 4/30 at Baltimore.



### SOX SINGLE-SEASON HOLDS LEADERS

Pitcher, Year	Holds
Barry Jones, 1990	30
<b>Nate Jones, 2016</b>	<b>28</b>
Zach Duke, 2015	26
Matt Thornton, 2012	26
Kelly Wunsch, 2000	25

### MLB HOLDS LEADERS IN 2016

Pitcher, Club	Holds
<b>Nate Jones, SOX</b>	<b>28</b>
Dellin Betances, NYY	28
Will Harris, HOU	28
Three Players Tied	26

■ His scoreless streak was snapped on 5/9 at Texas after allowing two runs on two hits over 0.2 IP ... left the game in the seventh inning on 5/17 vs. Houston after being hit on the left foot by a Carlos Correa line drive.

■ Suffered his first loss and third blown save on 5/29 at Kansas City after allowing three runs on three hits in 0.1 IP ... was charged with his second loss after surrendering a game-ending home run to Carlos Santana in the ninth inning on 6/17 at Cleveland.

■ Made eight straight scoreless appearances from 6/24-7/19, recording two saves and three holds with 14 strikeouts in 8.1 IP ... recorded his second save on 6/29 vs. Minnesota, inducing a flyout by Eduardo Escobar with the tying runs on base.

■ Converted his third save on 7/9 vs. Atlanta after working a scoreless ninth inning despite allowing two hits and a walk (intentional) ... induced a game-ending groundout by Chase d'Arnaud with the bases loaded.

■ Was charged with his fifth blown save of the season after allowing a game-tying, solo home run to Adam Lind in the seventh inning on 7/20 at Seattle ... the homer snapped his eight-game scoreless streak.

■ Worked 1.1 scoreless IP and earned his fifth win on 8/6 vs. Baltimore ... suffered his seventh blown save on 8/10 at Kansas City (1.2 IP) after allowing a game-tying, RBI single to Chesler Cuthbert in the eighth inning.

■ Recorded a hold in consecutive appearances from 8/12-13 at Miami ... surrendered a game-tying single to Jose Ramirez in the eighth on 8/18 at Cleveland for his eighth blown save.

■ Recorded his 26th hold on 8/28 vs. Seattle, tying Zach Duke (2015) and Matt Thornton (2012) for the second-most in White Sox history.

■ Was charged with his ninth blown save on 8/29 at Detroit after allowing a game-winning, two-run home run to Jarrod Saltalamacchia in the bottom of the eighth inning.

■ Finished the season on a nine-game scoreless streak from 9/2-30 ... allowed just five hits with one walk and 12 strikeouts over 9.1 IP during the streak.

■ Recorded his 27th hold on 9/6 vs. Detroit, throwing 1.1 perfect IP to move into sole possession of second place on the club's single-season list behind Barry Jones (30 in 1990).

■ Earned his 28th hold in his final appearance on 9/30 vs. Minnesota (1.0 scoreless IP).

### 2015 SEASON

- Appeared in 19 games after beginning the season on the 60-day disabled list to continue his recovery from Tommy John surgery ... tied for third on the Sox with six holds.
- Averaged 12.79 strikeouts per 9.0 IP (27 SO/19.0 IP) with a 4.50 strikeout-to-walk ratio (6 BB) ... limited opponents to a .188 average (12-64), including a .125 mark (3-24) vs. left-handers.
- Was sent on a rehab assignment on 7/10, pitching with Class A Winston-Salem and Class AAA Charlotte ... was returned from the assignment and reinstated from the disabled list on 8/5.
- Made his season debut on 8/7 at Kansas City (1.0 scoreless IP), his first appearance since 4/3/14 vs. Minnesota.
- Recorded a hold in consecutive outings on 8/12 vs. the Angels (0.2 scoreless IP) and 8/16 vs. the Cubs (1.0 IP).
- His win on 8/22 at Seattle was his first since August 2013 ... suffered the loss on 8/26 vs. Boston after allowing a game-winning, two-run homer in the eighth inning to Travis Shaw.
- Earned a hold after working 2.0 scoreless IP on 9/21 at Detroit ... worked 0.1 scoreless IP in a victory on 10/3 vs. the Tigers.
- Agreed to terms on a three-year, \$8-million contract which includes two club options and a mutual option on 12/18.

### 2014 SEASON

- Appeared in just two games due to hip and elbow injuries.
- Was placed on the 15-day disabled list on 4/4 with a muscle strain in his left hip and transferred to the 60-day disabled list on 5/3 ... underwent a microdiscectomy on 5/5 and Tommy John surgery on 7/29.

### 2013 SEASON

- Ranked among the American League relief leaders in first batter efficiency (T1st, .131), IP (3rd, 78.0), strikeouts (4th, 89) and GIDP (T6th, 9) ... led Sox relievers in IP and strikeouts.
- Averaged 10.27 strikeouts per 9.0 IP ... posted a 2.94 ERA (17 ER/52.0 IP) with 69 strikeouts from 6/1-remainder of the season, including a 2.19 mark (12 ER/49.1 IP) from 6/1-9/17.
- Limited lefties to a .229 average (27-118) and first batters faced to a .131 (8-61) mark ... worked more than 1.0 IP 23 times.
- Lost his first four decisions after going 3-0 in 2012 ... suffered his first loss on 4/5 vs. Seattle ... his eight-game winning streak was the longest by a White Sox reliever since Barry Jones from 1989-90 (9).
- Worked a career-high 3.1 IP on 5/18 at Los Angeles-AL ... picked up his first victory on 5/24 at Miami.
- Posted a 0.59 ERA (1 ER/15.1 IP) with 15 strikeouts in June ... recorded at least one strikeout in 10 consecutive appearances from 6/4-28 (21 SO/14.0 IP).
- Struck out a career-high five on 6/4 at Seattle ... earned victories on 6/10 vs. Toronto and 6/17 at Houston.
- Made seven straight scoreless appearances (8.1 IP) from 7/21-8/7 ... was charged with three blown saves from 8/9-15.
- Allowed five runs in the ninth inning on 9/21 at Detroit (White Sox led, 6-0, entering the inning and lost, 7-6, in 12).

### 2012 SEASON

- Ranked among the AL relief leaders in wins (1st, 8), winning streak (1st, 8) and IP (T9th, 71.2).
- His eight wins tied for the second-most by a White Sox rookie reliever and were the most since Cy Acosta won a franchise-record 10 in 1973.
- His 8-0 record was the best by a rookie reliever in club history and matched John Whitehead (1935) for the best record overall by a Sox first-year pitcher (Elias).
- ERA was 0.91 (3 ER/29.2 IP) over his final 27 games ... 21 of his outings were more than 1.0 IP and 54 were scoreless.
- Limited left-handers to a .170 (16-94) average.
- Posted a 1.59 ERA (5 ER/28.1 IP) over his 30 road outings ... went 4-0 with a 1.10 ERA (4 ER/32.2 IP) vs. the AL Central and 3-0 with a 0.54 mark (1 ER/16.2 IP) against the AL West.

- ERA was 1.64 (6 ER/33.0 IP) in the second half (3.03 prior to the All-Star break).
- Made his major-league debut on 4/8 at Texas, working 1.0 scoreless IP and registering his first strikeout (Josh Hamilton).
- Earned his first major-league win on 5/5 at Detroit (1.0 scoreless IP) ... recorded a career-high four strikeouts on 5/12 vs. Kansas City ... picked up his first major-league hold on 5/17 at Los Angeles-AL (1.2 scoreless IP).
- Made a team-high 21 consecutive scoreless appearances (22.1 IP) from 8/12-9/28 ... streak was snapped on 9/30 vs. Tampa Bay (1 ER/2.0 IP).
- Earned wins in consecutive games on 8/25-26 vs. Seattle (1.1 scoreless IP) ... picked up his eighth victory on 9/17 vs. Detroit, working a career high 2.2 scoreless IP.

### 2011 SEASON

- Made 42 relief appearances with Class AA Birmingham ... returned to the bullpen after making 28 starts in 2010.
- Averaged 9.5 strikeouts per 9.0 IP (67 SO/63.1 IP).
- Converted all 10 save chances with a 1.46 ERA (6 ER/37.0 IP) and 44 strikeouts in his final 23 appearances.
- Entered the season ranked by *Baseball America* as possessing the Best Curveball in the White Sox organization for the third straight year.
- Pitched for Mayaguez in the Puerto Rican Winter League, going 1-1 with a 2.45 ERA (4 ER/14.2 IP) and 16 strikeouts in 16 relief outings.

### 2010 SEASON

- Led the Carolina League in IP (152.1), tied for second in wins (11) and ranked fifth in strikeouts (109).
- Entered 2010 ranked by *Baseball America* as possessing the Best Curveball in the Sox system (second time).

### 2009 SEASON

- Combined to go 4-1 with a 3.31 ERA (25 ER/68.0 IP) in 45 between Class A Kannapolis and Winston-Salem.
- Entered the season ranked by *Baseball America* as owning the Best Curveball in the organization.

### 2008 SEASON

- Made 24 appearances (11 starts) with Kannapolis, Advanced Rookie Bristol and Winston-Salem.

### 2007 SEASON

- Made his pro debut with Bristol, going 0-4 with a 5.13 ERA (27 ER/47.1 IP) and 42 strikeouts in 13 games (10 starts).
- Was signed by Mike Shirley and Michael Wilder.

### COMMUNITY INVOLVEMENT

- In 2016, participated in a sensory baseball experience with hearing-impaired fans during Sox Serve Week.
- In 2014, participated in a Play Ball Clinic with local youth baseball players and joined his teammates and their wives at the "Wild Pitches" comedy event benefiting White Sox Charities.
- In 2013, visited Walter Reed Medical Center for the second straight season, represented the team at an organ and tissue donor awareness signing event, hosted a Bulls/Sox Academy ballpark experience and participated in the "Wild Pitches" variety show benefiting White Sox Charities.
- In 2012, participated in the Celebrity Bowling Classic to support White Sox Charities and visited pediatric patients at Comer Children's Hospital at the University of Chicago.

### MISCELLANEOUS/PERSONAL

- Married Lacy ... has two children: Lilly and Archer.
- Attended Northern Kentucky University ... went 6-5 with a 3.81 ERA in 25 games (13 starts) over three years.
- Is a 2004 graduate of Pendleton County (Ky.) High School



### CAREER PLAYING RECORD

YEAR	CLUB	W-L	PCT	ERA	G	GS	CG	SHO	SV	IP	H	R	ER	HR	HB	BB-I	SO	WP	BK	AVG
2007	Bristol	0-4	.000	5.13	13	10	0	0	0	47.1	44	33	27	4	4	29-0	42	11	0	.250
2008	Kannapolis	1-7	.125	6.83	18	10	1	0	0	56.2	63	45	43	8	1	35-0	71	7	0	.281
	Bristol	1-0	1.000	1.35	4	1	0	0	0	6.2	6	4	1	0	1	2-0	12	3	1	.222
2009	Winston-Salem	0-0	.000	3.38	2	0	0	0	0	2.2	1	1	1	0	0	2-0	1	1	0	.111
	Kannapolis	2-0	1.000	2.41	13	0	0	0	1	18.2	8	5	5	0	1	9-0	25	1	0	.129
2010	Winston-Salem	2-1	.667	3.65	32	0	0	0	0	49.1	44	20	20	4	1	13-0	43	4	0	.244
	Winston-Salem	11-6	.647	4.08	28	28	1	0	0	152.1	176	77	69	10	12	56-0	109	7	1	.296
2011	Birmingham	2-3	.400	3.27	42	0	0	0	12	63.1	58	27	23	3	2	27-1	67	8	0	.243
2012	WHITE SOX	8-0	1.000	2.39	65	0	0	0	0	71.2	67	19	19	4	1	32-3	65	5	0	.256
2013	WHITE SOX	4-5	.444	4.15	70	0	0	0	0	78.0	69	40	36	5	1	26-1	89	8	1	.247
2014	WHITE SOX	0-0	.000	—	2	0	0	0	0	0.0	2	4	4	0	0	3-0	0	0	0	1.000
2015	Winston-Salem	0-0	.000	2.25	4	2	0	0	0	4.0	3	1	1	1	1	0-0	1	0	0	.231
	Charlotte	0-0	.000	1.42	6	0	0	0	0	6.1	3	1	1	1	0	2-0	4	1	0	.146
2016	WHITE SOX	2-2	.500	3.32	19	0	0	0	0	19.0	12	7	7	5	0	6-0	27	0	0	.188
	WHITE SOX	5-3	.625	2.29	71	0	0	0	3	70.2	48	20	18	7	3	15-3	80	7	0	.190
<b>MINOR TOTALS</b>		<b>19-21</b>	<b>.475</b>	<b>4.22</b>	<b>162</b>	<b>51</b>	<b>2</b>	<b>0</b>	<b>13</b>	<b>407.1</b>	<b>406</b>	<b>214</b>	<b>191</b>	<b>31</b>	<b>22</b>	<b>175-1</b>	<b>375</b>	<b>43</b>	<b>2</b>	<b>.263</b>
<b>MLB TOTALS</b>		<b>19-10</b>	<b>.655</b>	<b>3.16</b>	<b>227</b>	<b>0</b>	<b>0</b>	<b>0</b>	<b>3</b>	<b>239.1</b>	<b>198</b>	<b>90</b>	<b>84</b>	<b>21</b>	<b>5</b>	<b>82-7</b>	<b>261</b>	<b>20</b>	<b>1</b>	<b>.231</b>

### CAREER TRANSACTIONS

- Selected by the White Sox in the fifth round of the First-Year Player Draft (6/07).
- On Class A Kannapolis disabled list with a strained right shoulder (6/23-8/7/08).
- On Class AA Birmingham disabled list with right shoulder tendinitis (5/12-29/11).
- On the White Sox disabled list with a muscle strain in his left hip (4/4-remainder of season); transferred to 60-day disabled list (5/3/14).
- On the White Sox disabled list while recovering from Tommy John Surgery (3/27-8/5/15); included injury rehab assignment (7/10-8/5/15).

### CAREER RELIEF BREAKDOWN

**Save Pct.** — Career: 3-21 (.14.3); **2016:** 3-12 (25.0); **2015:** 0-1; **2014:** 0-1; **2013:** 0-4; **2012:** 0-3.  
**Holds** — Career: 57; **2016:** 28; **2015:** 6; **2013:** 16; **2012:** 7.  
**Inher. Runn./Scored** — Career: 150-46 (30.7); **2016:** 36-6 (16.7); **2015:** 8-0 (.000); **2014:** 1-1 (1.000); **2013:** 51-15 (29.4); **2012:** 54-24 (44.4).  
**First Batter Efficiency** — Career: 41-202 (.203); **2016:** 9-66 (.136); **2015:** 5-17 (.294); **2014:** 0-0; **2013:** 8-61 (.131); **2012:** 19-58 (.328).

### CAREER FIELDING STATISTICS

POSITION	PCT	G	GS	TC	PO	A	E	DP
Pitcher	.955	227	0	44	12	30	2	1

### CAREER GAME BESTS

**STRIKEOUTS** — 5 (6/4/13 at Sea.; 2.1 IP) ... **INNINGS PITCHED** — 3.1 (5/18/13 at LAA)  
**WINNING STREAK** — 8 games (5/5-9/17/12) ... **CONSECUTIVE SCORELESS IP** — 22.1 (8/12-9/28/12)





# TOMMY KAHNLE

# 48

## RIGHT-HANDED PITCHER

**Given Name:** Thomas Robert Kahnle (CAIN-lee)

**Bats:** Right **Throws:** Right

**Height:** 6-1 **Weight:** 235

**Opening Day Age:** 27 (August 7, 1989)

**Birthplace/Residence:** Latham, N.Y./Albany, N.Y.

**First Pro Contract:** New York Yankees, selected in the fifth round, June 2010 First-Year Player Draft.

**Sox Acquisition:** Obtained from the Colorado Rockies in exchange for RHP Yency Almonte, November 24, 2015.

**Major League Service:** Two years, 15 days.

**Contract Status:** Signed through 2017.

### 2016 SEASON

- Split the season between Class AAA Charlotte and the White Sox, his first with the organization.
  - Twenty-four of his 29 outings with the Sox were scoreless ... worked 1.0-plus IP 22 times.
  - Allowed 33.3 percent (3-9) of inherited runners to score ... first batters faced went 2-22 (.091) ... pitched five times on zero rest, recording a 1.69 ERA (1 ER/5.1 IP) with five strikeouts.
  - Limited left-handers to a .143 average (5-35), and opponents to a .154 average (2-13) with RISP/two outs.
  - Was recalled from Class AAA Charlotte on 4/29 ... made his season debut that night at Baltimore, working a scoreless eighth inning ... was optioned back to Charlotte on 5/1, recalled again on 5/5 and optioned on 5/8 without making an appearance.
  - Was recalled by the Sox on 5/23 to serve as the 26th man for a doubleheader vs. Cleveland ... worked 1.0 scoreless IP on 5/24 vs. Cleveland, his first appearance at home.
  - Suffered his first loss and blown save on 5/28 at Kansas City, allowing one run on two hits without recording an out ... surrendered a game-tying, RBI double to Drew Butera and game-ending single to Brett Eibner in the ninth.
  - Was optioned to Charlotte on 5/30 ... was recalled on 6/3 and pitched that night at Detroit, allowing two runs on four hits over 1.0 IP ... was optioned back to the Knights after the game.
  - Was recalled from Charlotte on 7/9, replacing Carlos Rodon ... walked Joe Mauer with the bases loaded to force in the game-ending run in the 12th inning on 7/29 at Minnesota.
  - Posted a 0.51 ERA (1 ER/17.2 IP), with three holds and 18 strikeouts over his final 17 appearances from 8/7-9/30 ... recorded a career-high 9.1 scoreless IP streak in his final 10 outings from 9/3-30, allowing just four hits with nine strikeouts.
  - Pitched out of a bases-loaded jam in the 12th inning on 9/4 at Minnesota for first save with the Sox ... posted holds on 9/24 at Cleveland and 9/26 vs. Tampa Bay.
  - Opened the season in Charlotte's bullpen, converting seven of his 10 save opportunities ... limited right-handers to a .136 average (9-66) ... opponents went 5-25 (.200) with RISP.
  - Struck out a season-high five batters on 4/24 at Toledo and recorded his only win on 5/4 vs. Columbus (1.0 scoreless IP).
  - Converted his last five save opportunities from 5/31-7/6.
- ### 2015 SEASON
- Appeared in 36 games with Colorado after beginning the season with Class AAA Albuquerque.
  - Was recalled by the Rockies from Albuquerque on 6/1.
  - Held right-handers to a .203 average (15-74) ... posted a 1.13 ERA (1 ER/8.0 IP) over 10 games when pitching on zero days rest.
  - Recorded his first career save on 8/7 at Washington, tossing a scoreless ninth inning.
  - Was optioned back to Albuquerque on 8/26.

### 2014 SEASON

- Spent the entire season with Colorado after being selected from New York-NL in the 2013 Rule 5 Draft.
- Was the first Rockies Rule 5 selection to make the team and remain with the club through the entire season since Luis Gonzalez in 2003.
- Ranked fifth among National League rookies with 54 appearances ... left-handers hit just .185 (23-124), sixth-lowest among NL pitchers with at least 60.0 IP.
- Was 2-1 with a 2.68 ERA (15 ER/50.1 IP) over 35 games in the first half.
- Made his major-league debut on 4/3 at Miami, posting his first career hold (1 ER/1.2 IP) ... recorded his first career strikeout in the sixth inning (Reed Johnson) ... earned his first major-league win on 4/5 vs. Arizona, tossing 1.2 scoreless IP.
- Recorded a career-high five strikeouts over 2.0 IP on 4/21 vs. San Francisco ... became just the sixth reliever in Rockies history to strike out five batters in 2.0 or fewer IP.
- Threw a career-high 3.0 IP with a career-high tying five strikeouts on 6/13 at San Francisco.

### 2013 SEASON

- Led the Yankees farm system with 15 saves with Class AA Trenton ... limited left-handed hitters to a .159 average (13-82) and right-handers to a .197 mark (25-127).
- Was 10-10 in save opportunities from 4/13-6/29.

### 2012 SEASON

- Went a combined 2-1 with a 2.37 ERA (15 ER/57.0 IP) and 74 strikeouts over 31 appearances between Class A Tampa and Class AA Trenton.
- Began the season on the disabled list with a torn labrum in his right shoulder ... was reinstated on 5/6.
- Made three postseason appearances with Trenton, tossing 3.0 scoreless IP in relief.

### 2011 SEASON

- His 112 strikeouts led Class A Charleston relievers and ranked fifth among Yankees farmhands.

### 2010 SEASON

- Made 11 relief appearances with Class A Staten Island in his professional debut.

### MISCELLANEOUS/PERSONAL

- Engaged to Veronica.
- Attended Lynn University in Boca Raton, Fla. ... tossed the third no-hitter in school history on 3/13/10 ... was part of the school's NCAA Division II Championship team in 2009, tossing 12.2 scoreless innings in the postseason as a freshman.
- Graduated from Shaker High School in Latham, N.Y. ... lettered in baseball, basketball and football.

### CAREER PLAYING RECORD

YEAR	CLUB	W-L	PCT	ERA	G	GS	CG	SHO	SV	IP	H	R	ER	HR	HB	BB-I	SO	WP	BK	AVG
2010	Staten Island	0-0	.000	0.56	11	0	0	0	3	16.0	3	1	1	0	3	5-0	25	2	0	.061
2011	Charleston	3-5	.375	4.22	40	0	0	0	2	81.0	69	50	38	1	1	49-0	112	11	1	.223
2012	Tampa	2-1	.667	2.45	30	0	0	0	6	55.0	30	16	15	3	2	24-1	72	4	1	.158
	Trenton	0-0	.000	0.00	1	0	0	0	0	2.0	2	0	0	0	0	0-0	2	0	0	.250
2013	Trenton	1-3	.250	2.85	46	0	0	0	15	60.0	38	20	19	4	0	45-0	74	7	0	.182
2014	COLORADO	2-1	.667	4.19	54	0	0	0	0	68.2	51	39	32	7	1	31-2	63	7	0	.206
2015	COLORADO	0-1	.000	4.86	36	0	0	0	2	33.1	31	22	18	3	0	28-1	39	3	0	.250
	Albuquerque	1-3	.250	4.67	21	0	0	0	6	27.0	19	14	14	3	1	12-0	28	5	0	.196
2016	Charlotte	1-1	.500	3.00	23	0	0	0	7	27.0	17	9	9	0	1	12-2	36	2	0	.177
	WHITE SOX	0-1	.000	2.63	29	0	0	0	1	27.1	21	8	8	2	0	20-3	25	3	0	.212
<b>MINOR TOTALS</b>		<b>8-13</b>	<b>.381</b>	<b>3.22</b>	<b>172</b>	<b>0</b>	<b>0</b>	<b>0</b>	<b>39</b>	<b>268.0</b>	<b>178</b>	<b>110</b>	<b>96</b>	<b>11</b>	<b>8</b>	<b>147-3</b>	<b>349</b>	<b>31</b>	<b>2</b>	<b>.206</b>
<b>N.L. TOTALS</b>		<b>2-2</b>	<b>.500</b>	<b>4.41</b>	<b>90</b>	<b>0</b>	<b>0</b>	<b>0</b>	<b>2</b>	<b>102.0</b>	<b>82</b>	<b>61</b>	<b>50</b>	<b>10</b>	<b>1</b>	<b>59-3</b>	<b>102</b>	<b>10</b>	<b>0</b>	<b>.220</b>
<b>MLB TOTALS</b>		<b>2-3</b>	<b>.400</b>	<b>4.04</b>	<b>119</b>	<b>0</b>	<b>0</b>	<b>0</b>	<b>3</b>	<b>129.1</b>	<b>103</b>	<b>69</b>	<b>58</b>	<b>12</b>	<b>1</b>	<b>79-6</b>	<b>127</b>	<b>13</b>	<b>0</b>	<b>.219</b>

### CAREER TRANSACTIONS

- Selected by New York-AL in the fifth round of the First-Year Player Draft (6/10).
- On Class A Charleston disabled list with a left hamstring strain (8/16-23/11).
- On Class A Charleston disabled list with a torn right labrum (4/5-5/6/12).
- Selected by Colorado in the Rule 5 Major League Draft (12/12/13).
- On Colorado disabled list with right shoulder inflammation (8/13-9/2/14).
- Traded by Colorado to the White Sox in exchange for pitcher Yency Almonte (11/24/15).


### CAREER FIELDING STATISTICS

POSITION	PCT	G	GS	TC	PO	A	E	DP
Pitcher	.931	119	0	29	17	10	2	1

### CAREER GAME BESTS

**STRIKEOUTS** — 5 (2x, last 6/13/14 at S.F.) ... **INNINGS PITCHED** — 3.0 (6/13/14 at S.F.)  
**WINNING STREAK** — 2 (4/5-12/14). ... **CONSECUTIVE SCORELESS IP** — 9.1 (9/3-30/16)





# MICHAEL KOPECH 78

**RIGHT-HANDED PITCHER      NON-ROSTER INVITEE**

**Given Name:** Michael Talbert Kopecch  
**Bats:** Right      **Throws:** Right  
**Height:** 6-3      **Weight:** 215  
**Opening Day Age:** 20 (April 30, 1996)  
**Birthplace/Residence:** Longview, Texas/Daingerfield, Texas  
**First Pro Contract:** Boston Red Sox, selected in the first round (33rd overall), June 2014 First-Year Player Draft.  
**Sox Acquisition:** Obtained from the Boston Red Sox with OF Luis Alexander Basabe, RHP Victor Diaz and INF Yoan Moncada in exchange for LHP Chris Sale, December 6, 2016.  
**Major League Service:** None.  
**Contract Status:** Signed through 2017.

### 2017 SEASON

- Enters the season ranked by MLB.com as the No. 3 Prospect in the White Sox organization and No. 30 in baseball ... is rated by *Baseball America* as the No. 32 Prospect in baseball and No. 5 Prospect and possessing the Best Fastball in the Sox system.

### 2016 SEASON

- Spent most of the the season at Class A Salem, where he went 4-1 with a 2.25 ERA (13 ER/52.0 IP), 82 strikeouts and a .147 (25-171) opponents average.
- Averaged 14.2 strikeouts per 9.0 IP with Salem and limited left-handers to a .120 (12-100) average.
- Began the season on the disabled list with a broken right hand suffered in spring training ... made one rehab start for Advanced Rookie Lowell on 6/17 vs. Vermont, throwing 4.1 scoreless IP.
- Was reinstated from the disabled list on 7/7 and made his Salem debut that night at Carolina, allowing one hit with six strikeouts over 4.0 IP in a no decision.
- Did not allow a run over his first 13.1 IP of the season, including his only start for Lowell and his first two with Salem.
- Struck out 10-plus batters four times over a five-start stretch in August, including three in a row from 8/13-24 ... gave up one hit and struck out 10 over 6.0 scoreless IP on 8/2 at Wilmington ... threw 7.0 scoreless IP on 8/24 at Potomac, allowing just one hit with 10 strikeouts.

- Owned a 1.23 ERA entering his final start with Salem before giving up six runs over 0.1 IP on 8/31 vs. Winston-Salem.
- Went 3-0 with 2.01 ERA (5 ER/22.1 IP) and 26 strikeouts over six starts with Surprise in the Arizona Fall League ... led the AFL in ERA and ranked second among starting pitchers in strikeouts per 9.0 IP (11.25).
- Worked 2.0 perfect IP with three strikeouts in the Fall Stars Game ... was named one of two starting pitchers on the AFL Top Prospects team.
- White Sox acquisition was recommended by Joe Butler, John Tumminia and Keith Staab.

### 2015 SEASON

- Spent entire season with Greenville, where he was named to the South Atlantic League mid-season All-Star Team ... his 2.63 ERA would have ranked fifth in the SAL with the minimum IP ... averaged 9.7 strikeouts per 9.0 IP (70 ER/65.0 IP).
- Allowed three runs or less in all 15 of his starts, including one run or no runs eight times ... recorded a 2.14 ERA (11 ER/46.1 IP) over his final 11 appearances beginning 5/17-7/12.
- Was named SAL Pitcher of the Week for 4/20-26 after going 1-0 with a 0.00 ERA (10.0 IP) and four hits allowed in two starts.
- Following the season, was ranked by *Baseball America* as the No. 5 Prospect in the Red Sox organization and the No. 10 Prospect in the SAL ... also was rated by *Baseball America* as possessing the best fastball in the SAL, as well as the best fastball and slider in the Red organization.

### 2014 SEASON

- Made eight starts with the GCL Red Sox in his pro debut ... limited opponents to a .216 (11-51) opponents average and averaged 10.5 strikeouts per 9.0 IP (16 ER/13.2 IP).
- Following the season, was rated by *Baseball America* as the No. 14 prospect and possessing the best slider in the Red Sox farm system.
- Was signed by Tim Collinsworth.

### MISCELLANEOUS/PERSONAL

- Single ... Twitter: @MichaelKopecch5.
- Graduated in 2014 from Mount Pleasant (Texas) High School ... went 3-0 with a 0.44 ERA and 129 strikeouts over 11 appearances as a senior (64.0 IP, 129 SO) ... was a two-time Perfect Game All-American ... committed to play baseball at the University of Arizona before signing with the Red Sox.

### CAREER PLAYING RECORD

YEAR	CLUB	W-L	PCT	ERA	G	GS	CG	SHO	SV	IP	H	R	ER	HR	HB	BB-I	SO	WP	BK	AVG
2014	GCL Red Sox	0-1	.000	4.61	8	8	0	0	0	13.2	11	7	7	0	0	9-0	16	0	0	.216
2015	Greenville	4-5	.444	2.63	16	15	0	0	0	65.0	53	25	19	2	8	27-0	70	2	0	.228
2016	Salem	4-1	.800	2.25	11	11	0	0	0	52.0	25	15	13	1	5	29-0	82	8	0	.147
	Lowell	0-0	.000	0.00	1	1	0	0	0	4.1	4	0	0	0	0	4-0	4	3	0	.250
<b>MINOR TOTALS</b>		<b>8-7</b>	<b>.533</b>	<b>2.60</b>	<b>35</b>	<b>35</b>	<b>0</b>	<b>0</b>	<b>0</b>	<b>135.0</b>	<b>93</b>	<b>47</b>	<b>39</b>	<b>3</b>	<b>13</b>	<b>69-0</b>	<b>172</b>	<b>13</b>	<b>0</b>	<b>.198</b>

### CAREER TRANSACTIONS

— Selected by Boston in the first round (33rd overall) of the First-Year Player Draft (6/14).  
 — On Class AA Greenville disabled list with a broken right hand (4/7-7/6/16); included rehab assignment to Advanced Rookie Lowell (6/16-22/16).  
 — Traded by Boston with OF Luis Alexander Basabe, RHP Victor Diaz and INF Yoan Moncada to the White Sox in exchange for LHP Chris Sale (12/6/16).



# BRETT LAWRIE

# 15

## INFIELDER

**Given Name:** Brett Russell Lawrie (LORE-EE)

**Bats:** Right      **Throws:** Right

**Height:** 6-0      **Weight:** 210

**Opening Day Age:** 27 (January 18, 1990)

**Birthplace/Residence:** Langley, British Columbia/Peoria, Ariz.

**First Pro Contract:** Milwaukee Brewers, selected in first round (16th overall), June 2008 First-Year Player Draft.

**Sox Acquisition:** Obtained from the Oakland Athletics in exchange for RHPs Zachary Erwin and J.B. Wendelken, December 9, 2015.

**Major League Service:** Five years, 55 days.

**Contract Status:** Signed through 2017.

### 2016 SEASON

- Was limited to 94 games in his first season with the White Sox due to a strained left hamstring ... did not play after 7/21.
- Was on-pace to establish a career-high in doubles.
- Made 92 starts at second base and two as the DH ... recorded a .978 fielding percentage (9 E/408 TC).
- His 12 home runs were tied (2014) for the second-most of his career (16 in 2015) ... his 30 walks matched his 2013 total for the second-most of his career (33 in 2012).
- Hit .284/.310/.493 vs. lefties compared to .239/.310/.394 vs. righties ... 10 of his 12 homers were against right-handers.
- Batted in the No. 6 spot 68 times, hitting .275/.345/.459 with 10 homers and 31 RBI.
- Made his White Sox debut as the starting second baseman on Opening Day at Oakland, going 1-4.
- Hit safely in seven consecutive games from 4/9-18, batting .370 (10-27) ... recorded his first RBI and multihit effort on 4/11 at Minnesota ... doubled on 4/13 at Target Field for his first extra-base hit.
- Connected on his first home run with the Sox on 4/16 at Tampa Bay, a two-run shot off the C-ring at Tropicana Field.
- Established a career high by homering in three consecutive games from 4/29-5/1 at Baltimore.
- Hit a game-tying solo home run in the seventh inning on 4/29 at Baltimore ... homered in each of the next two games at Oriole Park ... became just the fourth White Sox to hit three homers in a road series vs. the Baltimore/St. Louis Browns franchise (last Jermaine Dye in 2007).
- Drew a walk in a career-high five consecutive games from 4/30-5/5 ... walked twice on 5/4 vs. Boston, his third straight game with two-plus walks and fourth overall in 2016 ... walked multiple times in a game just once in 2015.
- Gave the White Sox a 6-3 lead with a three-run home run in the fifth inning on 5/23-1 vs. Cleveland ... the homer was his first at U.S. Cellular Field as a member of the Sox.
- Began a two-run, game-tying rally in the ninth inning on 6/13 vs. Detroit with a RBI single ... the Sox tied the game at 9-9 in the ninth and went on to a 10-9, 12-inning victory.
- Hit a game-winning, solo home run off Koji Uehara in the eighth inning on 6/22 at Boston.
- Recorded his first career multihomer game, including an inside-the-park home run, on 6/25 vs. Toronto ... was the first White Sox to hit a regular and inside-the-park homer in the same game since Ron Santo on 6/9/74 vs. Boston (STATS).
- Hit just the second inside-the-parker at U.S. Cellular Field by a Sox player, joining Chris Singleton on 9/29/00 vs. Kansas City ... the last Sox to hit an inside-the-park homer was Scott Podsednik on 9/12/09 at the Angels.
- Compiled a career-high tying, 11-game hitting streak from 6/28-7/9 ... batted .381/.400/.524 with three doubles, one home run, five RBI and four runs scored.

- Left the game on 7/21 vs. Detroit with left hamstring tightness ... was placed on the disabled list on 7/27 (retro to 7/22) with a strained left hamstring ... was sent to Class AA Birmingham on 8/13 for a rehab assignment and appeared in five games before returning to the Sox on 8/20 and missing the rest of 2016.

### 2015 SEASON

- Batted .260 with a career-high 16 home runs and 60 RBI in his first season with the A's ... avoided the disabled list for the first time in five major-league seasons.
- Also recorded career bests in games (149), at-bats (562), hits (146), doubles (29) and extra-base hits (48) and ranked seventh in the American League with 26 infield hits.
- Began the season as the A's third baseman and made 98 of his first 99 starts at third ... made 39 of his final 48 starts at second base after Danny Valencia joined the A's on 8/5.
- Batted .282 (87-309) before the All-Star Break, including a .314 (71-226) mark over 62 games from 4/26-7/7 to raise his average from .214 to a season-high .291.
- Hit .293 (46-157) with seven home runs vs. left-handed pitchers and .437 (31-71) when putting the first pitch in play.
- Homered in back-to-back games three times: 5/27-28 vs. the Yankees, 8/26 at Seattle and 8/28 at Arizona and 9/1-2 vs. the Angels.
- Hit his third career grand slam on 6/24 vs. Texas, a first-inning shot off Wandy Rodriguez ... collected a career-high four hits on 7/29 at the Dodgers, going 4-5 with a homer and four RBI.
- Ranked second in the AL with a career-high 24 errors ... 18 came as a third baseman, which tied for third in the AL.



FRONT OFFICE

FIELD STAFF

PLAYERS

OPPONENTS

2016 REVIEW

HISTORY

RECORDS

MINOR LEAGUES

MEDIA/MISC.

## 2014 SEASON

- Batted .247 with 12 home runs and 38 RBI over 70 games in a season shortened by a broken finger and strained oblique.
- Appeared in 63 games (44 starts) at third base and 32 (26) at second, compiling a .984 fielding percentage.
- Hit .263 (52-198) with 10 of his 12 home runs vs. right-handed pitching. .323 (21-65) with runners in scoring position. .285 (35-123) at home and .343 (12-35) during interleague play ... did not ground into a double play in 259 at-bats.
- Batted .200 (19-95) in April but tied for sixth in the AL in home runs (6) and tied for seventh in RBI (20).
- Recorded a career-high five RBI on 4/15 at Minnesota, including his second career grand slam ... homered in consecutive games on 4/22-23 vs. Baltimore ... registered six straight multihit games from 4/26-5/3, going 13-26 (.500).
- Hit safely in 14 of his 15 games from 5/22-6/6 (.310, 18-58), including a pair of seven-game hitting streaks.
- His 55-game errorless streak at third base, dating back to 2013, ended on 6/4 at Detroit ... hit his career-high 12th home run on 6/20 at Cincinnati.
- Was on the disabled list from 6/23-8/4 with a broken right finger ... was reinstated on 8/5 and singled in his only at-bat that day vs. Baltimore before straining his left oblique.
- Returned to the disabled list on 8/6 and missed the rest of the season.

## 2013 SEASON

- Was limited by injuries to 107 games ... was on the disabled list from 3/22-4/16 with a strained left oblique and 5/28-7/13 with a sprained left ankle.
- Hit .283 (72-254) with 14 doubles, six home runs and 32 RBI in the first half, compared to .204 (30-147) with four doubles, five homers and 14 RBI before the break.
- Was named Honda Player of the Month for August by the Toronto chapter of the BBWAA after hitting .346 (37-107) with eight doubles and 13 RBI ... his 37 hits tied for fifth in the AL.
- Hit safely in 19 of 20 games from 7/29-8/18, including a career-high, 11-game hitting streak from 7/29-8/9 (.400, 16-40).
- Went 3-4 with a double and triple on 8/5 at Seattle ... was 3-5 with a double and two stolen bases on 8/11 vs. Oakland.
- Was selected to play for Team Canada in the World Baseball Classic but missed the tournament with a strained oblique.

## 2012 SEASON

- Made 123 starts at third base and one at designated hitter in his first full season with the Blue Jays.
- Batted .319 (43-135) with a .813 OPS vs. left-handed pitchers. .302 (70-232) with a .811 OPS at home and .274 (69-252) with a .768 OPS in 61 games from the leadoff spot.
- His average peaked at .295 (93-315) on 7/4, but he hit just .239 (44-184) over his final 48 games.
- Recorded the 16th steal of home in Blue Jays history on 4/22 at Kansas City and the 14th as part of a double steal ... hit a walkoff home run in the ninth inning on 5/1 at Texas.
- Was on the Major League Baseball suspended list from 5/17-20 for his actions on 5/15 vs. Tampa Bay when he threw a helmet that hit an umpire.
- Posted a career-high tying, nine-game hitting streak from 6/10-19, going 14-38 (.368) with three home runs, eight RBI and nine runs scored.
- Tied for third in the AL with 24 runs scored in June and ranked fifth with nine doubles ... went 3-5 with a triple and career-high four runs scored on 6/22 at Miami, and 3-4 with a double, triple, three RBI and three runs scored on 6/30 vs. the Angels ... also scored three runs on 6/5 at the White Sox and 6/18 at Milwaukee.
- Missed two games with a leg contusion suffered on 7/18 at Yankee Stadium when he fell into the third-base camera well attempting a catch.

## 2011 SEASON

- Was on the disabled list from 8/4-9/6 with a strained right oblique, including one-game rehab assignments with the GCL Blue Jays and Class A Dunedin.
- His contract was purchased by Toronto on 8/5 ... made his major-league debut that night at Baltimore, becoming the 15th Canadian to play for the Blue Jays.
  - Went 2-4 in his debut, singling off Tommy Hunter in his first at-bat ... hit his first home run on 8/7 at Baltimore, a solo shot off Alfredo Simon.
  - Hit his first career grand slam on 8/10 vs. Oakland, joining Matt Stairs as the only Canadian-born players to accomplish the feat with the Blue Jays ... became the youngest player to hit a grand slam for Toronto since Junior Felix on 6/2/89.
  - Was placed on the disabled list on 9/21 with a fractured right middle finger and missed the remainder of the season.
  - Began the season at Class AAA Las Vegas ... at the time of his promotion, led the Pacific Coast League with a .661 slugging percentage and 1.076 OPS and topped all Blue Jays minor leaguers with 48 extra-base hits.
  - Was on the Las Vegas disabled list from 6/1-7/18 with a broken left hand suffered when he was hit by a pitch.
  - Was named by *Baseball America* following the season as the No. 1 Prospect in the PCL ... was named PCL Player of the Week for 5/16-22.

## 2010 SEASON

- Led the Southern League in hits (158), triples (16), runs scored (90), extra-base hits (60) and total bases (250) and ranked sixth in doubles (36) at Class AA Huntsville despite being the second youngest player in the league (age 20).
- Went 5-6 with a double, home run, three RBI and four runs scored on 6/19 vs. Huntsville ... also recorded five games with four hits.
- Was named to the SL postseason All-Star Team and was selected to his second Futures Game, where he led off for the World Team (0-3).

## 2009 SEASON

- Made his professional debut with Class A Wisconsin in the Midwest League, playing in 105 games.
- Hit his first home run on 4/10, his second professional game ... collected four hits on 5/3 vs. Lansing and drove in four runs on 8/14 at Cedar Rapids.
- Was selected to play for the World Team at the All-Star Futures Game at Busch Stadium in St. Louis ... also represented Canada at the World Baseball Classic.
- Was promoted to Huntsville on 8/18.

## MISCELLANEOUS/PERSONAL

- Married Dana ... Twitter: @blawrie13 ... his sister, Danielle, was twice named Pac-10 Pitcher of the Year in softball at the University of Washington and pitched for the USSSA Pride of the National Pro Fastball (NPR) league.
- Is a product of the Langley Blaze of the British Columbia Premier League ... is the highest Canadian position player selected in the First-Year Player Draft (16th overall by Milwaukee in 2008).
- Was a member of the Canadian Junior National Team at the 2008 World Junior Baseball Championship ... led the tournament with a .469 average, three homers and 16 RBI ... was selected to play for Canada at the 2008 Summer Olympics.

### CAREER PLAYING RECORD

YEAR	CLUB	AVG	G	AB	R	H	TB	2B	3B	HR	RBI	SH	SF	HB	BB	SO	SB	CS	OBP	SLG	E	
2009	Wisconsin	.274	105	372	48	102	169	18	5	13	65	0	6	4	41	70	19	11	.348	.454	16	
	Huntsville	.269	13	52	6	14	16	0	1	0	0	0	0	1	0	14	0	2	.283	.303	0	
2010	Huntsville	.285	135	554	90	158	250	36	16	8	63	2	1	5	47	118	30	13	.346	.451	25	
2011	Las Vegas	.353	69	292	64	103	193	24	6	18	61	4	1	6	26	53	13	2	.415	.661	16	
	Dunedin	.125	4	8	0	1	1	0	0	0	1	0	0	3	0	1	0	0	.364	.125	0	
2012	TORONTO	.293	43	150	26	44	87	8	4	9	25	2	0	3	16	31	7	1	.373	.580	6	
	TORONTO	.273	125	494	73	135	200	26	3	11	48	2	2	5	33	86	13	8	.324	.405	17	
	GCL Blue Jays	.000	1	1	0	0	0	0	0	0	0	0	0	0	0	0	0	0	.000	.000	0	
2013	Dunedin	.000	1	3	0	0	0	0	0	0	0	0	0	0	0	1	0	0	.000	.000	0	
	Dunedin	.500	4	12	1	6	9	1	1	0	2	0	0	0	1	0	0	0	.538	.750	0	
	TORONTO	.254	107	401	41	102	159	18	3	11	46	1	3	7	30	68	9	5	.315	.397	12	
	Lansing	.000	2	6	1	0	0	0	0	0	0	0	0	0	0	2	1	0	0	.250	.000	1
	New Hampshire	.333	3	9	3	3	3	0	0	0	0	0	0	0	4	2	0	0	.333	.538	0	
2014	Buffalo	.167	3	12	2	2	5	0	0	1	3	0	0	0	1	7	1	0	.231	.417	0	
	TORONTO	.247	70	259	27	64	109	9	0	12	38	0	2	5	16	49	0	0	.301	.421	4	
	Dunedin	.400	3	10	3	4	5	1	0	0	0	0	0	0	2	2	0	0	.500	.500	1	
2015	OAKLAND	.260	149	562	64	146	229	29	3	16	60	3	4	5	28	144	5	2	.299	.407	24	
2016	WHITE SOX	.248	94	351	35	87	145	22	0	12	36	0	1	2	30	109	7	3	.310	.413	9	
	Birmingham	.313	5	16	2	5	6	1	0	0	0	0	0	1	0	3	0	0	.353	.375	1	
<b>MINOR TOTALS</b>		<b>.295</b>	<b>348</b>	<b>1347</b>	<b>220</b>	<b>398</b>	<b>657</b>	<b>81</b>	<b>29</b>	<b>40</b>	<b>195</b>	<b>6</b>	<b>8</b>	<b>20</b>	<b>124</b>	<b>272</b>	<b>63</b>	<b>28</b>	<b>.362</b>	<b>.488</b>	<b>60</b>	
<b>MLB TOTALS</b>		<b>.261</b>	<b>588</b>	<b>2217</b>	<b>266</b>	<b>578</b>	<b>929</b>	<b>112</b>	<b>13</b>	<b>71</b>	<b>253</b>	<b>8</b>	<b>12</b>	<b>7</b>	<b>153</b>	<b>487</b>	<b>41</b>	<b>19</b>	<b>.315</b>	<b>.419</b>	<b>72</b>	

\*Led League

### CAREER TRANSACTIONS

- Selected by Milwaukee in the first round (16th overall) of the First-Year Player Draft (6/08).
- Traded by Milwaukee to Toronto in exchange for LHP Shaun Marcum (12/6/10).
- On Toronto disabled list with a fractured right middle finger (9/21/11-remainder of season).
- On Major League Baseball suspended list (5/17-20/12).
- On Toronto disabled list with a strained left oblique (8/4-9/6/12); included rehab assignments to GCL Blue Jays (8/18/12), Class A Dunedin (8/19/12 and 9/5/12) and Class A Lansing (9/6/12).
- On Toronto disabled list with a strained left rib cage (3/22-4/15/13); included rehab assignments to Class A Dunedin (4/14-15/13).
- On Toronto disabled list with a fractured right index finger (6/23-8/4/14); included rehab assignment to Class A Dunedin (8/1-4/14).
- On Toronto disabled list with a left oblique strain (8/6/14-remainder of season); transferred to 60-day disabled list (9/2/14).
- Traded by Toronto to Oakland with INF Franklin Barreto and RHPs Kendall Graveman and Sean Nolin in exchange for INF Josh Donaldson (11/28/14).
- Traded by Oakland to the White Sox in exchange for RHPs Zachary Erwin and J.B. Wendelken (12/9/15).
- On White Sox disabled list with a strained left hamstring (7/27/16-remainder of season); included rehab assignment with Class AA Birmingham (8/13-20/16).

### CAREER FIELDING STATISTICS

POSITION	PCT	G	GS	TC	PO	A	E	DP	POSITION	PCT	G	GS	TC	PO	A	E	DP
Third Base	.956	441	417	1215	301	861	53	77	Shortstop	1.000	1	0	1	1	0	0	0
Second Base	.975	172	164	767	314	434	19	59									

### CAREER GAME BESTS AND HOME RUN INFORMATION


- HITS** — 4 (7/29/15 at LAD) ... **HR** — 2 (6/25/16 vs. Tor.) ... **RBI** — 5 (4/15/14 at Min.)  
**RUNS** — 4 (6/22/12 at Mia.) ... **SB** — 2 (3x, last 6/28/16 vs. Min.) ... **HITTING STREAK** — 11 games (3x, last 6/28-7/9/16)  
**GAME-ENDING HOME RUNS** — 2 (last 5/1/12 vs. Tex.) ... **GRAND SLAMS** — 3 (last 6/24/15 at Tex.)  
**MULTIHOME GAMES** — 1 (6/25/16 vs. Tor.) ... **PINCH-HIT HOME RUNS** — NONE  
**INSIDE-THE-PARK HOME RUNS** — 1 (6/25/16 vs. Tor.) ... **LEADOFF HOME RUNS** — 3 (last 5/2/13 vs. Bos.)

### WORLD BASEBALL CLASSIC RECORD

YEAR	CLUB	AVG	G	AB	R	H	TB	2B	3B	HR	RBI	SH	SF	HB	BB	SO	SB	CS	OBP	SLG	E
2009	Canada	—	1	0	0	0	0	0	0	0	0	0	0	0	0	0	0	0	—	—	0
2013	Canada	DID NOT PLAY DUE TO INJURY																			

### Recent Non-Roster Invitees To Play For The White Sox

Year	Player	Year	Player
2003	Jamie Burke, Neal Cotts, Brian Daubach and Esteban Loaiza	2012	Hector Gimenez, Dan Johnson, Ray Olmedo, Leyson Septimo and Eric Stults
2004	Vic Darenbourg, Kelly Dransfeldt and Mike Jackson	2013	Bryan Anderson, Erik Johnson, Jake Petricka, David Purcey and Ramon Troncoso
2005	Raul Casanova, Pablo Ozuna and Chris Widger	2014	Chris Bassitt, Zach Putnam, Scott Snodgrass and Andy Wilkins
2006	Agustin Montero	2015	Matt Albers, Chris Beck, Scott Carroll, Micah Johnson, Carlos Rodon and Geovany Soto
2007	Ryan Bukvich and John Danks	2016	Tim Anderson, Jason Coats, Tyler Danish, Carson Fulmer, Omar Narvaez, Matt Purke, Jimmy Rollins and Hector Sanchez.
2008	D.J. Carrasco and Paul Phillips		
2009	Tyler Flowers, Corky Miller and Randy Williams		
2010	Erick Threets		
2011	Brian Bruney, Jeff Gray, Josh Kinney, Shane Lindsay, Dallas McPherson and Lastings Milledge		



# RYMER LIRIANO

# 32

## OUTFIELDER

**Given Name:** Rymer Omar Liriano

**Bats:** Right **Throws:** Right

**Height:** 6-0 **Weight:** 210

**Opening Day Age:** 25 (June 20, 1991)

**Birthplace/Residence:** Santo Domingo, D.R./Santo Domingo, D.R.

**First Pro Contract:** San Diego Padres, signed as a free agent, July 3, 2007.

**Sox Acquisition:** Claimed off waivers from Milwaukee, October 28, 2016.

**Major League Service:** One year, 49 days.

**Contract Status:** Signed through 2017.

### 2016 SEASON

- Was traded by San Diego to Milwaukee in exchange for left-hander Trevor Seidenberger on 1/28.
- Missed the entire season due to multiple facial fractures suffered after being hit in the face by a pitch in the Brewers spring training game on 3/20 vs. Los Angeles-NL.
- Was placed on the disabled list on 3/25 and transferred to the 60-day disabled list on 4/2.
- Played in 37 games for Lacey in the Dominican Winter League, hitting .258 (31-120) with three doubles, two triples, one home run, 14 RBI and 18 runs scored.

### 2015 SEASON

- Batted .292 (138-472) with 14 homers, 64 RBI, 85 runs scored and 18 stolen bases in 131 games with Class AAA El Paso.
- Ranked among the Pacific Coast leaders in runs scored (3rd) and walks (T4th, 64).
- Was named a MiLB.com Organizational All-Star.
- Played in 34 games Lacey in the DWL.

### 2014 SEASON

- Made his major-league debut with San Diego in August after spending most of the season in the minor leagues.
- Appeared in 38 games with the Padres, including 29 starts in right field.
- Was recalled from El Paso on 8/11 and made his major-league debut that night vs. Colorado, going 0-2 with a sacrifice fly ... recorded his first career hit on 8/12 vs. Rockies, an infield single off Yohan Flande.
- Hit his first home run on 8/13 vs. Colorado, a two-run shot off Tyler Matzek.
- Combined to hit .291 (126-433) with 32 doubles, three triples, 14 home runs, 66 RBI and 69 runs scored over 115 games between Class AA San Antonio and El Paso.
- Opened the season with San Antonio and was named a Texas League All-Star ... was promoted to El Paso on 7/23, batting .452 (28-62) with 13 RBI in 16 games.
- Was named MiLB.com Organizational All-Star and Mid-Season All-Star.
- Played for Lacey in the DWL, hitting .265 with four homers and 12 RBI over 36 games.

### 2013 SEASON

- Missed the entire season after undergoing Tommy John surgery on his right elbow.
- Played in four games for Lacey in the Dominican Winter League ... went 1-9 (.111) with a home run and RBI.

### 2012 SEASON

- Batted a combined .280 (130-465) with eight home runs, 61 RBI and 32 stolen bases in 127 games between Class A Lake Elsinore and Class AA San Antonio.
- Was named a California League All-Star.
- Was selected to the World Team for the Futures Game at Kauffman Stadium in Kansas City.
- Was named by *Baseball America* as the sixth-best prospect in the CL and 10th-best in the Texas League following the season.
- Played with Peoria in the Arizona Fall League, hitting .319 (29-101) with four homers and 15 RBI in 22 games.
- Also appeared in six games for Lacey in the DWL.
- Entered the season rated by *Baseball America* as the No. 3 Prospect in the Padres organization.

### 2011 SEASON

- Hit .298/.365/.465 with 31 doubles, nine triples, 12 home runs, 68 RBI and 66 stolen bases over 131 games between Fort Wayne and Lake Elsinore.
- Was named Midwest League Most Valuable Player with Fort Wayne after batting .319/.383/.499 with 12 homers, 62 RBI and 65 stolen bases over 116 games.
- Ranked among the MWL leaders in steals (2nd, 65), average (T4th, .319), hits (5th, 145) and triples (T5th, 8).
- Opened the season with Class A Lake Elsinore and was transferred to Class A Fort Wayne on 4/24.
- Was named MWL Player of the Week for 5/24-30 and 6/7-13.
- Played in 16 games for Lacey in the DWL.

### 2010 SEASON

- Combined to hit .231 (102-441) with three home runs, 38 RBI and 31 stolen bases in 117 games between Fort Wayne (50 games), Class A Eugene (53) and Lake Elsinore (14).
- Was rated by *Baseball America* following the season as having the Best Outfield Arm in the Padres system.

### 2009 SEASON

- Ranked among the Arizona League leaders in homers (2nd, 8), RBI (3rd, 44), hits (3rd, 69), total bases (3rd, 103) and average (5th, .350).
- Was named to the AZL postseason All-Star team.

### 2008 SEASON

- Made his professional debut with the Dominican Summer League Padres, appearing in 67 games.
- Was signed by Randy Smith and Felix Francisco.

### MISCELLANEOUS/PERSONAL

- Married Janeidy ... Twitter: @Rymerliriano



### CAREER PLAYING RECORD

YEAR	CLUB	AVG	G	AB	R	H	TB	2B	3B	HR	RBI	SH	SF	HB	BB	SO	SB	CS	OBP	SLG	E
2008	DSL Padres	.198	67	232	34	46	88	13	1	9	37	0	2	5	28	106	9	5	.296	.379	3
2009	AZL Padres	.350	50	197	44	69	103	8	1	8	44	0	2	2	15	52	14	5	.398	.523	8
2010	Fort Wayne	.191	50	188	21	36	55	11	1	2	20	0	2	1	10	54	11	6	.234	.293	5
	Eugene	.271	53	203	35	55	80	13	6	0	12	1	1	3	17	53	17	7	.335	.394	5
2011	Lake Elsinore	.220	14	50	3	11	16	2	0	1	6	0	0	0	5	12	3	0	.291	.320	3
	Lake Elsinore	.127	15	55	8	7	10	1	1	0	6	0	0	0	6	13	1	1	.213	.182	1
	Lake Elsinore	.319	116	455	81	145	227	30	8	12	62	2	9	6	47	95	65	20	.383	.499	11
2012	Lacey	.154	16	26	3	4	5	1	0	0	0	0	0	0	4	11	2	1	.267	.192	0
	Lake Elsinore	.298	74	282	41	84	125	22	2	5	41	0	3	8	21	69	22	7	.360	.443	3
	San Antonio	.251	53	183	24	46	69	10	2	3	20	0	0	3	20	50	10	1	.335	.377	4
2013	Lacey	.067	6	15	1	1	1	0	0	0	0	1	0	0	1	3	0	0	.125	.067	0
	DID NOT PLAY DUE TO INJURY																				
2014	San Antonio	.264	99	371	55	98	164	20	2	14	53	0	3	6	35	102	17	7	.335	.442	3
	El Paso	.452	16	62	14	28	41	11	1	0	13	0	0	1	8	14	3	1	.521	.661	2
	SAN DIEGO	.220	38	109	13	24	29	2	0	1	6	0	1	2	9	39	4	1	.289	.266	4
	Lacey	.265	36	117	13	31	47	2	1	4	12	0	1	0	8	29	1	1	.310	.402	1
2015	El Paso	.292	131	472	85	138	217	31	3	14	64	1	4	8	64	132	18	8	.383	.460	7
	Lacey	.196	34	102	18	20	33	4	0	3	13	0	0	2	16	34	6	1	.317	.324	1
2016 DID NOT PLAY DUE TO INJURY																					
<b>MINOR TOTALS</b>		<b>.277</b>	<b>738</b>	<b>2750</b>	<b>445</b>	<b>763</b>	<b>1195</b>	<b>172</b>	<b>28</b>	<b>68</b>	<b>378</b>	<b>4</b>	<b>26</b>	<b>43</b>	<b>276</b>	<b>752</b>	<b>190</b>	<b>68</b>	<b>.350</b>	<b>.435</b>	<b>19</b>
<b>MLB TOTALS</b>		<b>.220</b>	<b>38</b>	<b>109</b>	<b>13</b>	<b>24</b>	<b>29</b>	<b>2</b>	<b>0</b>	<b>1</b>	<b>6</b>	<b>0</b>	<b>1</b>	<b>2</b>	<b>9</b>	<b>39</b>	<b>4</b>	<b>1</b>	<b>.289</b>	<b>.266</b>	<b>4</b>

### CAREER TRANSACTIONS

- Signed by San Diego as a free agent (7/3/07).
- On Class A Lake Elsinore disabled list with a strained right hamstring (9/7-23/10).
- On Class AA San Antonio disabled list following right elbow surgery (4/4/13-end of season).
- Traded by San Diego to Milwaukee in exchange for LHP Trevor Seidenberger (1/28/16).
- On Milwaukee disabled list with multiple facial fractures (3/25/15-end of season); transferred to 60-day disabled list (4/2/16).
- Claimed by the White Sox off waivers from Milwaukee (10/28/16).

### CAREER FIELDING STATISTICS

POSITION	PCT	G	GS	TC	PO	A	E	DP
Right Field	.937	34	29	63	57	2	4	0

### CAREER GAME BESTS AND HOME RUN INFORMATION

**HITS** — 3 (9/16/14 vs. Phi.) ... **HR** — 1 (8/13/14 vs. Col.) ... **RBI** — 2 (8/13/14 vs. Col.)


**RUNS** — 2 (2x, last 9/8/14 at LAD) ... **SB** — 1 (4x, last 9/16/14 vs. Phi.) ... **HITTING STREAK** — 4 games (8/12-15/14)

**GAME-ENDING HOME RUNS** — NONE ... **GRAND SLAMS** — NONE ... **MULTIHOMER GAMES** — NONE

**PINCH-HIT HOME RUNS** — NONE ... **INSIDE-THE-PARK HOME RUNS** — NONE ... **LEADOFF HOME RUNS** — NONE



Former White Sox Jack McDowell, Tim Raines, Lance Johnson and Roberto Hernandez returned to Chicago in May 2016 for Homecoming Weekend.



# REYNALDO LÓPEZ

# 40

## RIGHT-HANDED PITCHER

**Given Name:** Reynaldo Starling López

**Bats:** Right      **Throws:** Right

**Height:** 6-1      **Weight:** 210

**Opening Day Age:** 23 (January 4, 1994)

**Birthplace/Residence:** San Pedro de Macoris, Dominican Republic

**First Pro Contract:** Washington Nationals, signed as a non-drafted free agent, June 21, 2012.

**Sox Acquisition:** Obtained from the Washington Nationals with RHP Dane Dunning and RHP Lucas Giolito in exchange for OF Adam Eaton, December 7, 2016.

**Major League Service:** 44 days.

**Contract Status:** Signed through 2017.

### 2017 SEASON

■ Enters the season ranked by *Baseball America* as the No. 3 Prospect in the White Sox organization and No. 31 in baseball ... is rated by MLB.com as the No. 4 Prospect in the Sox system, No. 38 in baseball and the No. 9 right-handed pitching prospect.

### 2016 SEASON

■ Combined to go 5-7 with a 3.21 ERA (39 ER/109.1 IP) and 126 strikeouts over 19 starts between Class AA Harrisburg and Class AAA Syracuse ... averaged 10.4 strikeouts per 9.0 IP while holding opponents to a .220 (90-410) average.

■ Began the season with Harrisburg, where he went 2-1 with a 1.60 ERA (6 ER/33.2 IP) and 56 strikeouts over his last six starts ... struck out 10-plus batters in four of the six starts, including a career-high 13 each on 6/8 vs. Hartford and 6/19 vs. Reading.

■ Threw 8.0 scoreless IP with 10 strikeouts on 6/25 at New Hampshire to earn a promotion to Syracuse ... made his Chiefs debut on 6/30 at Rochester, allowing one run on three hits over 6.0 IP.

■ His contract was purchased from Syracuse on 7/19 ... made his major-league debut that night vs. the Dodgers, allowing six runs on 10 hits with nine strikeouts over 4.2 IP ... the nine strikeouts were the second-most by a pitcher in his Nationals debut behind Stephen Strasburg's 14 on 6/8/10 vs. Pittsburgh.

■ Was optioned back to Syracuse following the start and recalled again on 7/30 ... made his second start that night at San Francisco (ND, 3 ER/4.0 IP) ... was optioned back to the Chiefs following the start and recalled a third time on 8/13.

■ Earned his first major-league victory on 8/13 vs. Atlanta, allowing one run on five hits over 7.0 IP ... struck out 11 batters over 7.0 IP on 8/18 at Atlanta, becoming just the fourth rookie in Nationals history to fan 10-plus in a game.

■ Was optioned to Syracuse on 8/30 and recalled for the fourth and final time on 9/4 ... his final five outings came out of the bullpen ... threw 3.0 scoreless IP in relief on 9/12 vs. the Mets and 5.1 scoreless IP on 9/24 at Pittsburgh.

■ Entered the season rated by *Baseball America* as the No. 5 Prospect in the Nationals system and No. 93 in baseball.

■ Sox acquisition was recommended by John Tumminia.

### 2015 SEASON

■ Spent the entire season with Class A Potomac ... averaged 8.5 strikeouts and 0.45 home runs (5 HR) per 9.0 IP.

■ Opened the season with a streak of 13.0 consecutive scoreless IP over his first three starts and posted a 0.56 ERA (1 ER/16.0 IP) with 21 strikeouts over his final three.

■ Named Carolina League Pitcher of the Week for 8/10-16 after striking out 11 over 7.0 scoreless IP on 8/12 vs. Winston-Salem.

■ Was ranked by *Baseball America* as the No. 4 Prospect in the Carolina League following the season.

### MOST TOP 100 PROSPECTS IN BASEBALL ACCORDING TO MLBPIPELINE.COM

Club, 2017	Top 100	Club, 2017	Top 100
Milwaukee	8	Chicago-NL	5
Atlanta	7	Cleveland	5
<b>White Sox</b>	<b>6</b>	Houston	5
Los Angeles-NL	6	Pittsburgh	5
New York-NL	6	Six teams tied	4

### 2014 SEASON

■ Combined to go 7-3 with a 1.08 ERA (10 ER/83.1 IP), 70 strikeouts and a .149 (42-281) opponents average over 16 starts between Advanced Rookie Auburn and Class A Hagerstown.

■ Recorded a 0.27 ERA (2 ER/66.2 IP) over his final 12 starts of the season ... did not allow an earned run over eight straight starts from 7/9-8/19 (48.1 IP).

■ Went 4-0 with a 0.23 ERA (1 ER/39.2 IP) over seven starts in the second half and 3-0 with a 0.00 ERA (23.0 IP) over four home starts, allowing six hits.

■ Was named the New York-Penn League Pitcher of the Week for 6/23-29 after throwing 5.2 scoreless with eight strikeouts on 6/23 vs. Batavia.

■ Following the season, was rated by *Baseball America* as the No. 3 Prospect in the South Atlantic League and the No. 2 Prospect in the New York-Penn League.

### 2013 SEASON

■ Made one start each at Auburn and Hagerstown.

### 2012 SEASON

■ Made his professional debut with five relief appearances in the Dominican Summer League.

### MISCELLANEOUS/PERSONAL

■ Single ... Instagram: rlopez\_40.

■ Graduated in 2012 from Pedro Luis Santana Coromina High School in San Pedro de Macoris, Dominican Republic ... enjoys Christian music and dancing.


## CAREER PLAYING RECORD

YEAR	CLUB	W-L	PCT	ERA	G	GS	CG	SHO	SV	IP	H	R	ER	HR	HB	BB-I	SO	WP	BK	AVG
2012	DSL Nationals	1-1	.500	3.38	5	0	0	0	1	10.2	12	5	4	1	1	5-0	9	2	0	.333
2013	Hagerstown	0-0	.000	6.75	1	1	0	0	0	4.0	8	3	3	1	0	1-0	4	0	0	.444
	Auburn	0-1	.000	47.25	1	1	0	0	0	1.1	7	7	7	0	1	0-0	0	0	0	.700
2014	Auburn	3-2	.600	0.75	7	7	0	0	0	36.0	15	5	3	0	2	15-0	31	2	1	.125
	Hagerstown	4-1	.800	1.33	9	9	0	0	0	47.1	27	7	7	1	0	11-0	39	1	0	.167
2015	Potomac	6-7	.462	4.09	19	19	1	0	0	99.9	93	47	45	5	3	28-0	94	9	0	.252
2016	Harrisburg	3-5	.375	3.18	14	14	0	0	0	76.1	69	35	27	7	3	25-0	100	5	1	.235
	Syracuse	2-2	.500	3.27	5	5	1	1	0	33.0	21	12	12	6	1	10-1	26	0	0	.179
	WASHINGTON	5-3	.625	4.91	11	6	0	0	0	44.0	47	27	24	4	0	22-2	42	5	0	.272
<b>MINOR TOTALS</b>		<b>24-22</b>	<b>.522</b>	<b>3.38</b>	<b>72</b>	<b>62</b>	<b>2</b>	<b>1</b>	<b>1</b>	<b>351.2</b>	<b>299</b>	<b>148</b>	<b>132</b>	<b>25</b>	<b>11</b>	<b>117-3</b>	<b>345</b>	<b>23</b>	<b>2</b>	<b>.224</b>
<b>MLB TOTALS</b>		<b>5-3</b>	<b>.625</b>	<b>4.91</b>	<b>11</b>	<b>6</b>	<b>0</b>	<b>0</b>	<b>0</b>	<b>44.0</b>	<b>47</b>	<b>27</b>	<b>24</b>	<b>4</b>	<b>0</b>	<b>22-2</b>	<b>42</b>	<b>5</b>	<b>0</b>	<b>.272</b>

## CAREER TRANSACTIONS

— Signed by Washington as a non-drafted free agent (6/21/12).

— Traded by Washinton with RHP Dane Dunning and RHP Lucas Giolito to the White Sox in exchange for OF Adam Eaton (12/7/16).



# CORY LUEBKE

# 41

**LEFT-HANDED PITCHER**

**NON-ROSTER INVITEE**

**Given Name:** Cory Robert Luebke

**Bats:** Right

**Throws:** Left

**Height:** 6-3

**Weight:** 215

**Opening Day Age:** 32 (March 4, 1985)

**Birthplace/Residence:** Maria Stein, Ohio/College Grove, Tenn.

**First Pro Contract:** San Diego Padres, selected with a supplemental pick between the first and second rounds, June 2007 First-Year Player Draft.

**Sox Acquisition:** Signed as a free agent, January 17, 2017.

**Major League Service:** Five years, 118 days.

**Contract Status:** Signed through 2017.

### 2016 SEASON

- Began the season in the Pittsburgh bullpen after coming to spring training as a non-roster invitee ... his contract was purchased on 4/3.
- Made his season debut on 4/6 vs. St. Louis, throwing 0.2 scoreless IP in his first MLB appearance since 4/27/12 with S.D.
- Was on the disabled list from 4/14-5/14 with right hamstring tightness, which included seven appearances with Class AAA Indianapolis on a rehab assignment.
- Gave up three runs over 0.1 IP on 5/16 vs. Atlanta and was optioned back to Indianapolis on 5/18 ... was recalled on 6/8 and designated for assignment on 6/18.
- Was released on 6/26 and signed by Miami on 7/6, where he made four appearances across three minor-league stops ... his last outing came on 7/16 with Class AAA New Orleans ... missed the rest of the season with left shoulder soreness.

### 2015 SEASON

- Was limited to seven relief appearances in the minor leagues while recovering from Tommy John surgery.
- Began the season on San Diego's disabled list before being assigned to Class A Lake Elsinore on a rehab assignment on 6/13 ... retired all three batters he faced in a start on 6/13 vs. Lancaster in his first game action since 4/27/12.
- Made two more starts of 1.0 IP each for the Storm before his rehab assignment was transferred to Class AA San Antonio on 6/23 ... made three relief appearances with San Antonio before being transferred to Class AAA El Paso.
- Threw 1.0 IP of relief on 6/30, his last outing of the season.

### 2014 SEASON

- Missed his second consecutive season after undergoing his second Tommy John surgery on 2/18.

### 2013 SEASON

- Missed the entire season while recovering from Tommy John surgery performed on 5/23/12.

### 2012 SEASON

- Began the season in the San Diego rotation, making five starts before undergoing season-ending surgery.
- Went 3-0 with a 1.37 ERA (4 ER/26.1 IP) and just 17 hits allowed over his final four outings ... allowed one run on six hits over 7.0 IP on 4/16 at Colorado and threw 8.0 scoreless IP on 4/21 vs. Philadelphia, giving up just two hits.
- Was placed on the disabled list on 5/2 with a strained left elbow ... underwent Tommy John surgery on 5/23 in a procedure performed by Dr. Lewis Yocum.
- Agreed to a four-year extension with two club options on 3/30.

### 2011 SEASON

- Made 46 appearances (17 starts) with San Diego ... his 154 strikeouts were the second-highest total in Padres history by a rookie ... averaged 9.9 strikeouts per 9.0 IP.
- Limited the opposition to a .209 average (105-502) average, the best mark in Padres history by a rookie and fifth-best overall by a San Diego pitcher with at least 100.0 IP.
- Made his first career Opening Day roster ... began the season in the bullpen, going 1-2 with a 3.23 ERA (14 ER/39.0 IP) and a .183 (24-131) opponents average in 29 appearances ... threw 16.0 consecutive scoreless IP over 12 games from 4/14-5/15.
- Was moved into the rotation on 6/26 and went 5-8 with a 3.31 ERA (37 ER/100.2 IP) and 111 strikeouts over 17 starts ... threw 5.0 scoreless IP with one hit allowed in his first start on 6/26 vs. Atlanta and 6.0 scoreless IP in his second on 7/2 at Seattle.
- Struck out a career-high nine batters on three occasions: 8/6 at Pittsburgh, 9/8 at Arizona and 9/19 at Colorado.

FRONT OFFICE  
 FIELD STAFF  
 PLAYERS  
 OPPONENTS  
 2016 REVIEW  
 HISTORY  
 RECORDS  
 MINOR LEAGUES  
 MEDIA/MISC.

### 2010 SEASON

- Combined to go 10-1 with a 2.68 ERA (34 ER/114.0 IP) in 19 games (17 starts) between San Antonio and Class AAA Portland.
- His contract was purchased by San Diego on 9/1 ... ranked third among minor-league pitchers in opponents average (.200) and fifth in WHIP (0.98) at the time of his promotion.
- Made his major-league debut on 9/3 vs. Colorado, allowing four runs over 5.0 IP in a losing effort ... earned his first victory in his next start on 9/8 vs. the Dodgers after throwing 6.0 scoreless IP and retiring 18 of 21 batters faced.
- Made one relief appearance on 9/26 vs. Cincinnati, throwing 2.0 scoreless IP.

### 2009 SEASON

- Combined to go 11-4 with a 2.78 ERA (40 ER/129.2 IP) and 112 strikeouts over 23 starts between Class A Lake Elsinore and Class AA San Antonio.

### 2008 SEASON

- Made 10 starts with Class A Fort Wayne and 15 with Lake Elsinore in his second pro season.

### 2007 SEASON

- Made his professional debut, going 5-3 with a 3.07 ERA (20 ER/58.2 IP) and 61 strikeouts over 15 games (nine starts) with Advanced Rookie Eugene, Fort Wayne and Lake Elsinore.
- Was signed by Jeff Stewart (Padres).

### MISCELLANEOUS/PERSONAL

- Married Hayley ... attended Ohio State University, where he went 20-9 with a 2.86 ERA over games from 2005-07 ... is a 2004 graduate of Marion Local High School in Maria Stein, Ohio.
- Was selected by Pittsburgh in the 18th round in 2004 and Texas in the 22nd round in 2006, but did not sign.

### CAREER PLAYING RECORD

YEAR	CLUB	W-L	PCT	ERA	G	GS	CG	SHO	SV	IP	H	R	ER	HR	HB	BB-I	SO	WP	BK	AVG
2007	Eugene	3-0	1.000	1.46	8	3	0	0	0	24.2	18	6	4	2	0	2-0	26	0	0	.194
	Fort Wayne	1-2	.333	3.33	5	5	0	0	0	27.0	29	13	10	2	2	5-0	30	0	0	.269
	Lake Elsinore	1-1	.500	7.71	2	1	0	0	0	7.0	10	6	6	1	1	1-0	5	0	0	.357
2008	Lake Elsinore	3-6	.333	6.84	17	15	0	0	0	72.1	97	61	55	8	0	23-0	60	2	0	.323
	Fort Wayne	3-3	.500	2.89	10	10	0	0	0	56.0	52	19	18	6	3	9-0	40	2	0	.265
2009	Lake Elsinore	8-2	.800	2.34	14	14	1	0	0	88.1	73	24	23	3	5	17-0	80	2	1	.241
	San Antonio	3-2	.600	3.70	9	9	0	0	0	41.1	38	21	17	3	2	15-1	32	2	0	.227
2010	San Antonio	5-1	.833	2.40	10	8	1	0	0	56.1	41	18	15	2	2	12-0	44	2	1	.200
	Portland	5-0	1.000	2.97	9	9	0	0	0	57.2	42	22	19	6	0	17-0	44	0	0	.201
2011	SAN DIEGO	1-1	.500	4.08	4	3	0	0	0	17.2	17	8	8	3	1	6-0	18	0	0	.246
	SAN DIEGO	6-10	.375	3.29	46	17	0	0	0	139.2	105	54	51	12	2	44-3	154	5	2	.209
2012	SAN DIEGO	3-1	.750	2.61	5	5	0	0	0	31.0	28	10	9	1	0	8-0	23	0	0	.233
2013										DID NOT PITCH DUE TO INJURY										
2014										DID NOT PITCH DUE TO INJURY										
2015	Lake Elsinore	0-0	.000	3.00	3	3	0	0	0	3.0	1	1	1	0	0	0-0	1	0	0	.125
	San Antonio	0-0	.000	6.00	3	0	0	0	0	3.0	1	2	2	1	1	3-0	2	0	0	.111
	El Paso	0-0	.000	0.00	1	0	0	0	0	1.0	1	0	0	0	0	1-0	1	0	0	.259
2016	PITTSBURGH	0-1	.000	9.35	9	0	0	0	0	8.2	15	9	9	2	1	11-2	9	0	0	.385
	Indianapolis	1-0	1.000	2.45	11	0	0	0	1	18.1	17	5	5	2	2	3-0	29	1	0	.233
	Jupiter	0-0	.000	0.00	1	1	0	0	0	1.0	0	0	0	0	0	0-0	2	0	0	.000
	Jacksonville	0-0	.000	0.00	2	0	0	0	0	4.0	5	0	0	0	1	0-0	3	0	0	.294
	New Orleans	0-0	.000	0.00	1	0	0	0	0	1.0	0	0	0	0	0	0-0	1	0	0	.000
<b>MINOR TOTALS</b>		<b>33-17</b>	<b>.660</b>	<b>3.41</b>	<b>106</b>	<b>78</b>	<b>2</b>	<b>0</b>	<b>1</b>	<b>462.0</b>	<b>425</b>	<b>198</b>	<b>175</b>	<b>36</b>	<b>19</b>	<b>108-1</b>	<b>400</b>	<b>11</b>	<b>2</b>	<b>.245</b>
<b>MLB TOTALS</b>		<b>10-13</b>	<b>.435</b>	<b>3.52</b>	<b>64</b>	<b>25</b>	<b>0</b>	<b>0</b>	<b>0</b>	<b>197.0</b>	<b>165</b>	<b>81</b>	<b>77</b>	<b>18</b>	<b>4</b>	<b>69-5</b>	<b>204</b>	<b>5</b>	<b>2</b>	<b>.226</b>

### CAREER TRANSACTIONS

- Selected by San Diego with a supplemental pick in the first round (63rd overall) of First-Year Player Draft (6/7/07).
- On San Diego disabled list with left elbow soreness (5/2/12-remainder of season).
- On San Diego disabled list to continue recovery from Tommy John surgery (3/30/13-remainder of season).
- On San Diego disabled list to continue recovery from Tommy John surgery (4/4/15-remainder of season); included rehab assignments at Class A Lake Elsinore (6/13-7/1/13).
- Signed by Pittsburgh as a free agent (2/11/16).
- On Pittsburgh disabled list with right hamstring tightness (4/14-5/15/16); included rehab assignment at Class AAA Indianapolis (4/21-5/15/16).
- Signed by Miami as a free agent (7/7/16).
- Signed by the White Sox as a free agent (1/12/17).

### CAREER PITCHING BREAKDOWN

- Holds — Career: 3; 2016: 0; 2012: 0; 2011: 3; 2010: 0.**
- Inherited Runners/Scored — Career: 28-8 (28.6); 2016: 1-1 (.100); 2012: 0-0; 2011: 25-6 (24.0); 2010: 2-1 (50.0).**
- First Batter Efficiency — Career: 7-31 (.226); 2016: 3-7 (.429); 2012: 0-0 (.000); 2011: 4-23 (.174); 2010: 0-1 (.000).**
- Quality Starts — Career: 13; 2016: 0; 2012: 3; 2011: 9; 2010: 1.**
- Club Record As A Starter — Career: 14-11; 2016: 0-0; 2012: 4-1; 2011: 8-9; 2010: 2-1.**
- Starts Lasting At Least 6.0/7.0/8.0 — Career: 15/6/1; 2016: 0/0/0; 2012: 3/2/1; 2011: 11/4/0; 2010: 1/0/0.**

### CAREER FIELDING STATISTICS

POSITION	PCT	G	GS	TC	PO	A	E	DP
Pitcher	.941	64	25	51	9	39	3	2

### CAREER GAME BESTS

- STRIKEOUTS, STARTER — 9 (3x, last 9/19/11 at Col., 7.0 IP) ... STRIKEOUTS, RELIEVER — 6 (6/20/11 at Bos., 3.1 IP)**
- IP, STARTER — 8.0 (4/21/12 vs. Phi.) ... IP, RELIEVER — 4.0 (4/8/11 vs. LAD) ... WINNING STREAK — 3 (4/16-27/12)**
- CONSEC. SCORELESS IP, STARTER — 13.0 (6/26-7/7/11) ... CONSEC. SCORELESS IP, RELIEVER — 16.0 (4/14-5/15/11)**



# JACOB MAY

# 64

## OUTFIELDER

**Given Name:** Jacob Alexander May  
**Bats:** Switch      **Throws:** Right  
**Height:** 5-10      **Weight:** 180  
**Opening Day Age:** 25 (January 23, 1992)  
**Birthplace/Residence:** Williamsport, Pa./Liberty Township, Ohio  
**First Pro Contract:** White Sox.  
**Sox Acquisition:** Selected in the third round, June 2013 First-Year Player Draft.  
**Major League Service:** None.  
**Contract Status:** Signed through 2017.

### 2017 SEASON

- Participated in a hitters minicamp in Glendale in January.
- Enters the season rated by MLB.com as the No. 18 Prospect in the White Sox system.

### 2016 SEASON

- Was limited to 83 games with Class AAA Charlotte due to abdominal injuries ... led the Knights with 19 stolen bases.
- Batted .314/.339/.410 in the second half after hitting .240/.294/.321 prior to the break ... went 4-11 (.364) with seven RBI and eight runs scored with the bases loaded.
- Recorded an eight-game hitting streak from 4/13-21.
- Was on the disabled list from 5/16-6/20 and 7/16-8/9 with abdominal strains
- Hit safely in 14 of his final 15 games, including a season-high, 11-game hitting streak from 8/20-9/1 (.422, 19-45) ... posted five consecutive multihit efforts from 8/23-28.
- Entered the season ranked by *Baseball America* as the No. 5 prospect in the White Sox organization ... also tabbed by MLB.com as the No. 8 prospect in the Sox system.

### 2015 SEASON

- Batted a combined .274 (111-405) with 16 doubles, two home runs, 35 RBI and 39 stolen bases over 101 games between Class AA Birmingham and the Arizona Rookie League White Sox.
- Tied for second in the Southern League with 37 steals, trailing only teammate Tim Anderson (49) ... batted .338 (24-71) against lefties and .311 (42-135) in 33 games as the leadoff hitter.
- Was placed on the disabled list on 6/3 with a concussion suffered on 6/2 vs. Biloxi after colliding with Tim Anderson.
- Hit for cycle on 8/11 at Pensacola.

### 2014 SEASON

- Ranked third in the Carolina League in stolen bases (37) and tied for third in triples (10) at Class A Winston-Salem.

- Led the Dash in runs scored (66), stolen bases and triples ... was successful on 82.2 percent (37-45) of his steal attempts.
- Was named CL Player of the Week for 8/4-10, going 16-30 (.533) with four doubles, two triples and nine steals.
- Was placed on the disabled list on 8/9 with a bruised right pinky finger and missed the rest of the season.
- Entered the season ranked by *Baseball America* as the No. 10 Prospect in the White Sox organization.

### 2013 SEASON

- Combined to hit .303 (76-251) with seven doubles, four triples, eight homers, 35 RBI, 41 runs and 24 steals over 66 games between Advanced Rookie Great Falls and Class A Kannapolis.
- Tied for sixth among White Sox farmhands in steals.
- Was named SAL Batter of the Week for the period of 8/19-25.
- Hit .443 (27-61) during a 15-game hitting streak from 8/13-28.
- Played for Sydney in the Australian Baseball League, hitting .269 (49-182) with 17 stolen bases in 45 games.
- Was cited by *Baseball America* as the Fastest Baserunner and Most Intriguing Background in the White Sox draft class.
- Was recommended/signed by Kevin Burrell (White Sox).

### MISCELLANEOUS/PERSONAL

- Single ... Twitter: @Jacob\_May1.
- Attended Coastal Carolina University, where he was named Second Team All-Big South as a junior in 2013.
- Led the Chanticleers in average (.324), hits (70), triples (2), homers (7), multihit games (19), slugging pct. (.495), and steals (16), and reached base in a career-best 27 straight games.
- Father, Lee May Jr., was the 21st overall pick in the 1986 draft by the New York Mets and batted .221 (469-2120) over eight minor-league seasons ... grandfather, Lee May, hit 354 home runs over 18 major-league seasons for Cincinnati (1965-71), Houston (72-74), Baltimore (75-80) and Kansas City (81-82) ... uncle, Carlos, played 10 MLB seasons with the White Sox, Yankees and Angels, and currently serves as a Sox ambassador.

### CAREER PLAYING RECORD

YEAR	CLUB	AVG	G	AB	R	H	TB	2B	3B	HR	RBI	SH	SF	HB	BB	SO	SB	CS	OBP	SLG	E
2013	Great Falls	.378	12	45	5	17	20	1	1	0	7	1	0	2	7	6	5	1	.481	.444	0
	Kannapolis	.286	54	206	36	59	95	6	3	8	28	2	2	4	16	43	19	5	.346	.461	1
2014	Winston-Salem	.258	109	415	66	107	164	31	10	2	27	12	2	1	42	71	8	.326	.395	4	
2015	AZL White Sox	.250	3	16	4	4	5	1	0	0	3	0	0	1	3	1	0	.294	.313	0	
	Birmingham	.275	98	389	47	107	130	15	1	2	32	9	2	3	29	73	37	.329	.334	2	
2016	Charlotte	.266	83	301	38	80	106	19	2	1	24	1	0	4	15	72	19	8	.309	.352	1
<b>MINOR TOTALS</b>		<b>.273</b>	<b>359</b>	<b>1372</b>	<b>196</b>	<b>374</b>	<b>520</b>	<b>73</b>	<b>17</b>	<b>13</b>	<b>121</b>	<b>25</b>	<b>6</b>	<b>14</b>	<b>110</b>	<b>268</b>	<b>118</b>	<b>39</b>	<b>.332</b>	<b>.379</b>	<b>8</b>

### CAREER TRANSACTIONS

- Selected by the White Sox in the third round of the First-Year Player Draft (6/13).
- On Class A Winston-Salem disabled list with a bruised right pinky finger (8/9/14-remainder of season).
- On Class AA Birmingham disabled list with a concussion (6/3-7/22/15); included rehab assignment the Arizona League White Sox (7/18-22/15).
- On Class AAA Charlotte disabled list with a strained right abdomen (5/16-6/20/16).
- On Class AAA Charlotte disabled list with a strained left abdomen (7/16-8/9/16).

FRONT OFFICE  
 FIELD STAFF  
 PLAYERS  
 OPPONENTS  
 2016 REVIEW  
 HISTORY  
 RECORDS  
 MINOR LEAGUES  
 MEDIA/MISC.



# JUAN MINAYA

# 37

## RIGHT-HANDED PITCHER

**Given Name:** Juan Gustavo Minaya

**Bats:** Right      **Throws:** Right

**Height:** 6-4      **Weight:** 210

**Opening Day Age:** 26 (September 18, 1990)

**Birthplace/Residence:** Imbert, Puerto Plata, D.R./Maimon, D.R.

**First Pro Contract:** Houston Astros, signed as a non-drafted free agent, September 3, 2008

**Sox Acquisition:** Claimed off waivers from Houston Astros, June 22, 2016.

**Major League Service:** 32 days.

**Contract Status:** Signed through 2017.

### 2016 SEASON

■ Started the season in the Houston Astros organization before being claimed off waivers by the White Sox on 6/22.

■ Finished the season in the White Sox bullpen, making 11 appearances in his major-league debut.

■ Opened his career by making seven consecutive scoreless appearances from 9/1-20 (7.2 IP) ... surrendered just five hits with three walks and seven strikeouts during the streak.

■ Became the first White Sox reliever to begin his career with seven-plus straight scoreless outings since Sergio Santos made 12 straight (11.1 IP) in 2010 (STATS LLC).

■ Was recalled from Charlotte on 9/1 and made his major-league debut that night at Minnesota (1.0 scoreless IP) ... worked 0.2 scoreless IP in his U.S. Cellular Field debut on 9/10 vs. Kansas City.

■ Allowed two runs (one earned) on one hit over 1.0 IP on 9/23 at Cleveland, snapping his scoreless streak at seven games.

■ Combined to go 5-6 with a 4.50 ERA (21 ER/52.0 IP), one save and 47 strikeouts over 34 relief appearances between Charlotte and Class AAA Fresno in the Astros system.

■ Opened the 2016 season with Fresno and made 17 appearances (seven scoreless) ... struck out four on 4/22 vs. Salt Lake City and 5/20 at Memphis.

■ Was designated for assignment by the Astros on 6/20 and claimed off waivers by the Sox on 6/22 ... was assigned to the Knights, where he limited right-handers to a .159 average (10-63) over 17 appearances.

■ Won three consecutive decisions over a five-game span from 7/9-31 ... earned his only save on 8/6 vs. Norfolk.

■ Worked at least 2.0 IP in each of his final three outings with Charlotte ... earned his final win on 8/24 vs. Durham (2.0 IP).

■ Appeared in 12 games with Cibao in the Dominican Winter League, posting a 2.16 ERA (2 ER/8.1 IP) and 10 strikeouts.

### 2015 SEASON

■ Combined to go 1-0 with a 2.80 ERA (17 ER/54.2 IP) and 59 strikeouts in 35 games between Fresno (six games) and Class AA Corpus Christi (29 games).

■ Began the season with Corpus Christi, going 1-0 with a 3.25 ERA (16 ER/44.1 IP) and 48 strikeouts ... made his Class AAA debut on 8/22 with Fresno.

■ Posted a 0.82 ERA (1 ER/10.1 IP) with 11 strikeouts and a .188 (6-32) opponents average with Fresno.

■ Posted a 2.17 ERA (11 ER/45.2 IP) with 51 strikeouts over his final 26 appearances.

■ Pitched for Cibao in the DWL.

### 2014 SEASON

■ Combined to go 2-3 with a 4.22 ERA (25 ER/53.1 IP) and 64 strikeouts between Class A Advanced Lancaster and Corpus Christi ... averaged 10.8 strikeouts per 9.0 IP.

■ Posted a 4.40 ERA (22 ER/45 IP) and 53 strikeouts in 29 games (one start) with Lancaster.

■ Was named the JetHawks Pitcher of the Month for June after posting a 0.96 ERA (1 ER/9.1 IP) with 10 strikeouts and a .176 (6-34) opponents average in six outings.

■ Was promoted to Corpus Christi on 8/13, where he registered a 3.12 ERA (3 ER/8.2 IP) and 11 strikeouts in six games.

### 2013 SEASON

■ Spent the entire season with Class A Quad Cities.

■ Went 3-6 with eight saves and a 4.77 ERA (29 ER/54.2 IP) and 57 strikeouts in 24 games (five starts).

### 2012 SEASON

■ Made 17 appearances with Class A Tri-City, going 2-2 with a 4.66 ERA (19 ER/36.2 IP) and 31 strikeouts.

■ Recorded a 0.96 ERA (1 ER/9.1 IP) and limited opponents to a .125 (4-32) average from 7/13-8/10.

### 2011 SEASON

■ Spent the entire season with Class A Lexington.

■ Went 1-5 with a 6.90 ERA (59 ER/77 IP) and 76 strikeouts in 28 games (nine starts).

■ Struck out a career-high 10 batters on 5/16 vs. Asheville.

### 2010 SEASON

■ Started 26 games for Lexington in his first full minor-league season ... posted a 4-12 record with a 4.79 ERA (68 ER/127.2 IP) and 96 strikeouts.

■ Limited lefties to a .220 (36-164) average.

### 2009 SEASON

■ Made 12 starts in his professional debut with the Gulf Coast League Astros, going 3-3 with a 4.27 ERA (25 ER/52.2 IP).

### MISCELLANEOUS/PERSONAL

■ Single.

■ Graduated from Anacaona Maimón High School in 2008.

### CAREER PLAYING RECORD

YEAR	CLUB	W-L	PCT	ERA	G	GS	CG	SHO	SV	IP	H	R	ER	HR	HB	BB-I	SO	WP	BK	AVG
2009	GCL Astros	3-3	.500	4.27	12	12	0	0	0	52.2	45	30	25	1	6	18-0	30	9	0	.231
2010	Lexington	4-12	.250	4.79	26	26	0	0	0	127.2	111	80	68	7	21	73-0	96	22	0	.236
2011	Lexington	1-5	.167	6.90	28	9	0	0	1	77.0	89	66	59	6	5	57-0	76	10	1	.299
2012	Tri-City	2-2	.500	4.66	17	2	0	0	0	36.2	34	21	19	0	4	17-0	31	3	0	.238
2013	Quad Cities	3-6	.333	4.77	24	5	0	0	8	54.2	63	34	29	5	4	23-1	57	3	0	.285
2014	Lancaster	2-3	.400	4.40	29	1	0	0	1	45.0	43	25	22	6	0	22-1	53	5	1	.247
	Corpus Christi	0-0	.000	3.12	6	0	0	0	0	8.2	9	3	3	1	0	4-0	11	1	0	.265
2015	Corpus Christi	1-0	1.000	3.25	29	0	0	0	1	44.1	43	16	16	2	5	16-0	48	9	0	.259
	Fresno	0-0	.000	0.87	6	0	0	0	0	10.1	6	1	1	0	1	5-0	11	1	0	.188
2016	Fresno	1-3	.250	3.91	17	0	0	0	0	25.1	25	15	11	1	1	10-1	19	0	0	.266
	Charlotte	4-3	.571	3.38	17	0	0	0	1	26.2	23	11	10	2	1	10-2	28	0	0	.225
	WHITE SOX	1-0	1.000	4.35	11	0	0	0	0	10.1	10	6	5	0	2	5-0	6	0	0	.250
<b>MINOR TOTALS</b>		<b>21-37</b>	<b>.362</b>	<b>4.65</b>	<b>211</b>	<b>55</b>	<b>0</b>	<b>0</b>	<b>12</b>	<b>508.2</b>	<b>491</b>	<b>302</b>	<b>263</b>	<b>31</b>	<b>48</b>	<b>255-5</b>	<b>460</b>	<b>63</b>	<b>2</b>	<b>.254</b>
<b>MLB TOTALS</b>		<b>1-0</b>	<b>1.000</b>	<b>4.35</b>	<b>11</b>	<b>0</b>	<b>0</b>	<b>0</b>	<b>0</b>	<b>10.1</b>	<b>10</b>	<b>6</b>	<b>5</b>	<b>0</b>	<b>2</b>	<b>5-0</b>	<b>6</b>	<b>0</b>	<b>0</b>	<b>.250</b>

### CAREER TRANSACTIONS

- Signed by Houston as a non-drafted free agent (9/3/08).
- On Class AA Corpus Christi disabled list with right shoulder tendinitis (4/9-5/6/15).
- On Class AAA Fresno disabled list with a right quad strain (5/24-6/13/16).
- Claimed off waivers by the White Sox from Houston (6/22/16).

### CAREER FIELDING STATISTICS

POSITION	PCT	G	GS	TC	PO	A	E	DP
Pitcher	—	11	0	0	0	0	0	0



White Sox legend Harold Baines helps in the pregame tribute to World War II veteran and Chicago native Leon Cooper of the United States Navy.



# YOAN MONCADA

# 10

## INFIELDER

**Given Name:** Yoan Moncada (yoe-AHN mon-KAH-duh)

**Bats:** Switch **Throws:** Right

**Height:** 6-2 **Weight:** 220

**Opening Day Age:** 21 (May 27, 1995)

**Birthplace/Residence:** Cienfuegos Cuba/Gulfport, Fla.

**First Pro Contract:** Boston Red Sox, signed as a free agent, March 12, 2015.

**Sox Acquisition:** Obtained from the Boston Red Sox with

OF Luis Alexander Basabe, RHP Victor Diaz and RHP Michael Kopech in exchange for LHP Chris Sale, December 6, 2016.

**Major League Service:** 31 days.

**Contract Status:** Signed through 2017.

### 2017 SEASON

■ Enters the season ranked by *Baseball America* and MLB.com as the No. 2 Prospect in baseball ... also is rated by *Baseball America* as the Sox Best Hitter for Average, Fastest Baserunner, Best Athlete and Best Infield Arm.

■ Attended a player symposium hosted by Major League Baseball and the MLBPA in Washington D.C. in January ... participated in a hitters minicamp in Glendale, Ariz. in January.

### 2016 SEASON

■ Was named *Baseball America's* Minor League Player of the Year after combining to hit .294/.407/.511 with 31 doubles, six triples, 15 home runs, 62 RBI, 72 walks, 94 runs scored and 45 stolen bases over 106 games between Class A Salem and Class AA Portland in the Red Sox organization.

■ Tied for fifth in the minor leagues in steals and tied for 11th in runs scored.

■ Made his major-league debut with Boston in September ... appeared in eight games with the Red Sox, including four starts at third base.

■ His contract was purchased from Class AA Portland on 9/2 and made his major-league debut that night at Oakland as a defensive replacement at third base in the seventh ... drew a walk in his first plate appearance and scored a run in the eighth.

■ Made his first start on 9/3 at the A's, going 2-5 with a double, RBI and two runs scored ... collected his first hit and RBI off Daniel Mengden ... recorded his first multihit effort on 9/4.

■ Became the first player to earn *Baseball America's* top minor-league honor as a member of the Red Sox organization, as well as the first Cuban native to win the award in its 36-year history.

■ Led Red Sox farmhands in steals and ranked among the organizational leaders in runs scored (2nd) and extra-base hits (T2nd, 52), homers (4th) and average (6th).

■ Scored four runs in a game three times and stole multiple bases nine times, including three on three occasions.

■ Opened the season with Salem and was named to the Carolina League mid and postseason All-Star teams.

■ Reached base safely in each of his first 20 games, including a 15-game hitting streak from 4/10-26 (.351, 20-57)

■ Was named CL Player of the Week for 5/2-8 after hitting .320 (8-25) with three doubles, three homers, nine RBI, 13 runs scored and six walks.

■ Compiled a 10-game hitting streak from 5/12-21 (.364, 12-33) and batted .380 (19-50) in June ... drove in five runs on 6/2 vs. Myrtle Beach.

■ Was promoted to Portland on 6/21 ... batted .307 (27-88) with seven home runs, 18 RBI and 21 runs scored over 18 games in July for the Sea Dogs.

■ Was named Most Valuable Player of the All-Star Futures Game on 7/10 in San Diego ... started at second base for the World Team and hit a go-ahead, two-run homer in the eighth.

### BASEBALL AMERICA'S 2017 TOP WHITE SOX PROSPECTS

No.	Player	Pos.	No.	Player	Pos.
1.	Yoan Moncada	INF	6.	Zack Burdi	RHP
2.	Lucas Giolito	RHP	7.	Carson Fulmer	RHP
3.	Reynaldo Lopez	RHP	8.	Luis Alex. Basabe	OF
4.	Zack Collins	C	9.	Spencer Adams	RHP
5.	Michael Kopech	RHP	10.	Alec Hansen	RHP

\*Rankings as of January 2017

### MONCADA'S NOTABLE CAREER RANKINGS

- 2017: No. 1 Prospect in baseball (*Baseball America*); No. 2 Prospect in baseball (MLB.com)
- 2017: White Sox Best Hitter for Average, Best Athlete, Fastest Baserunner, Best Infield Arm (*Baseball America*)
- 2016: No. 1 Prospect in baseball (*Baseball America* and MLB.com)
- 2016: Red Sox's Fastest Baserunner and Best Athlete (*Baseball America*)
- 2015: No. 1 Red Sox Prospect (*Baseball America*)
- 2015: Red Sox's Best Athlete, Fastest Baserunner and Best Infield Arm (*Baseball America*)
- Recorded his first career multihomer game on 7/18 at Trenton ... posted a 10-game hitting streak from 7/25-8/12 (.317, 13-41).
- Played for Surprise in the Arizona Fall League, hitting .292 (7-24) with one homer, three RBI and six runs scored over six games before suffering a season-ending sprained left thumb.
- Following the season, was ranked by *Baseball America* as the No. 2 Prospect, Fastest Baserunner and Best Athlete in the Red Sox organization ... entered the season rated by MLB.com as the No. 1 Prospect.
- White Sox acquisition recommended by Joe Butler, John Tumminia and Keith Staab.

### CAREER HIGHLIGHTS

■ Owns a .395 on-base percentage with 94 stolen bases in 109 attempts (86.2 percent) over two minor-league seasons.

### 2015 SEASON

- Made his professional debut with Class A Greenville after signing with the Red Sox as an international free agent.
- Was named the Red Sox Minor League Base Runner of the Year after leading the organization with 49 stolen bases in 52 attempts (94.2 percent) ... stole multiple bases in a game 15 times in 81 games.
- Was named to the South Atlantic League postseason All-Star team ... led Greenville in OPS (.817), steals, and walks (42) and ranked among team leaders in runs scored (3rd, 61), triples (T2nd, 3) and home runs (4th, 8).



- Batted .310/.415/.500 as a leadoff hitter, recording 16 doubles, two triples, seven home runs, 34 walks and seven hit-by-pitches ... hit .310 (31-100) with a .381 on-base and .570 slugging percentage vs. left-handed pitchers.
- Made his professional debut on 5/18 vs. Lexington (0-3, 2 R, BB) and hit his first home run on 5/30 at Lexington.
- Ranked among Class A second-half leaders in steals (1st, 45), runs scored (T2nd, 49), OBP (3rd, .415) and OPS (6th, .915) and ranked T-2nd in runs (49), 3rd in OBP (.415) and 6th in OPS (.915).
- Was named the Red Sox Minor League Base Stealer of the Month for July (13-14) and August/September (27-29).
- Reached base safely in 24 consecutive games from 7/12-8/15, hitting .340 (32-94) with eight doubles, five homers and a .585 slugging percentage ... hit an inside-the-park home run on 7/15 vs. Augusta.
- Scored a run in 17 of his first 21 games after the All-Star break (25 total) ... recorded multiple hits and scored multiple runs in four consecutive games from 7/12-16 (homered in first three).
- Scored at least one run in seven consecutive games from 8/18-28 (11 total) ... stole three bases on 8/27 vs. Greensboro.

- Following the season, was ranked by *Baseball America* as the Best Prospect in the Red Sox organization and the SAL ... was rated by the publication as the Best Athlete, Fastest Baserunner and Possessing the Best Infield Arm in the Boston system.
- Was recommended/signed by Eddie Romero.

### 2012-13 SEASONS

- Played two seasons for Cienfuegos in Cuba's Serie Nacional ... was exclusively a second baseman for Cienfuegos.
- Was a teammate of Jose Abreu in 2012-13.

### MISCELLANEOUS/PERSONAL

- Single ... has one son: Robinson ... named his son after his favorite baseball player, Seattle's Robinson Cano.
- Twitter: @ymoncada19.
- Received a record \$31.5-million signing bonus from Boston.
- Represented Cuba in the following international tournaments: 18U World Championships in Taiwan (September 2013), World Port Tournament in the Netherlands (July 2013), 16U World Championships in Mexico (August 2011) and the COPABE Pan American 16U Championship in Mexico in October 2010.

### CAREER PLAYING RECORD

YEAR	CLUB	AVG	G	AB	R	H	TB	2B	3B	HR	RBI	SH	SF	HB	BB	SO	SB	CS	OBP	SLG	E
2012	Cienfuegos	.283	56	138	26	39	48	4	1	15	3	0	11	20	35	13	5	.414	.348	9	
2013	Cienfuegos	.273	45	165	32	45	67	7	3	3	13	6	0	4	20	34	8	.365	.406	7	
2015	Greeneville	.278	81	306	61	85	134	19	3	8	38	2	3	10	42	83	49	.380	.438	23	
2016	Salem	.307	61	228	57	70	113	25	3	4	34	3	3	5	45	60	36	.427	.496	11	
	Portland	.277	45	177	37	49	94	6	3	11	28	1	0	2	27	64	9	.379	.531	9	
	BOSTON	.211	8	19	3	4	5	1	0	0	1	0	0	0	1	12	0	.250	.263	1	
<b>CUBAN LEAGUE TOTALS</b>		<b>.277</b>	<b>101</b>	<b>303</b>	<b>58</b>	<b>84</b>	<b>115</b>	<b>11</b>	<b>4</b>	<b>4</b>	<b>28</b>	<b>9</b>	<b>0</b>	<b>15</b>	<b>40</b>	<b>69</b>	<b>21</b>	<b>.388</b>	<b>.380</b>	<b>16</b>	
<b>MINOR TOTALS</b>		<b>.287</b>	<b>187</b>	<b>711</b>	<b>155</b>	<b>204</b>	<b>341</b>	<b>50</b>	<b>9</b>	<b>23</b>	<b>100</b>	<b>6</b>	<b>6</b>	<b>17</b>	<b>114</b>	<b>207</b>	<b>94</b>	<b>.395</b>	<b>.480</b>	<b>43</b>	
<b>MLB TOTALS</b>		<b>.211</b>	<b>8</b>	<b>19</b>	<b>3</b>	<b>4</b>	<b>5</b>	<b>1</b>	<b>0</b>	<b>0</b>	<b>1</b>	<b>0</b>	<b>0</b>	<b>0</b>	<b>1</b>	<b>12</b>	<b>0</b>	<b>.250</b>	<b>.263</b>	<b>1</b>	

*\*Italics indicates independent or foreign league.*

### CAREER TRANSACTIONS

- Signed by Boston as a free agent (3/12/15).
- Traded by Boston with OF Luis Alexander Basabe, RHP Victor Diaz and RHP Michael Kopech in exchange for LHP Chris Sale (12/6/16).



Yoan Moncada and Tim Anderson meet a patient during a visit to Lurie Children's Hospital in January 2017.



# OMAR NARVÁEZ

# 38

## CATCHER

**Given Name:** Omar David Narváez Beltran

**Bats:** Left **Throws:** Right

**Height:** 5-11 **Weight:** 220

**Opening Day Age:** 25 (February 10, 1992)

**Birthplace/Residence:** Maracay, Venezuela

**First Pro Contract:** Tampa Bay Rays, signed as a free agent, July 4, 2008.

**Sox Acquisition:** Selected in the minor-league portion of the Rule 5 draft, December 12, 2013.

**Major League Service:** 89 days.

**Contract Status:** Signed through 2017.

### 2017 SEASON

■ Enters the season rated by *Baseball America* as the Best Defensive Catcher in the White Sox system.

### 2016 SEASON

■ Split the season between Class AA Birmingham (13 games), Class AAA Charlotte (41) and the White Sox (34).

■ Started 30 games at catcher for the White Sox ... Sox pitchers owned a 3.71 ERA (111 ER/269.0 IP) when he was behind the plate ... threw out 4.2 percent (1-24) of attempted basestealers.

■ Batted .319 (15-47) on the road, .333 (7-21) vs. left-handers, .381 (8-21) with RISP and .250 (12-48) with two strikes.

■ Recorded four multihit efforts and drew 14 walks compared to 14 strikeouts.

■ His contract was purchased from Charlotte on 7/6, replacing Alex Avila (15-day disabled list) on the 25-man roster.

■ Hit safely in each of his first eight career games, the second-longest streak to open a career in White Sox history since at least 1913 (STATS) ... batted .357 (10-28) with one double, three RBI and seven walks during the streak.

■ Made his major-league debut as the starting catcher on 7/17 at the Angels ... doubled in the third inning for his first career hit ... recorded his first RBI and multihit effort on 7/31 at Minnesota.

■ Reached base safely four times on 8/12 at Miami, going 1-1 with three walks and a run scored ... hit a game-winning single in the seventh inning on 8/6 vs. Baltimore.

■ Hit his first major-league home run on 9/30 vs. Minnesota, a solo shot off Pat Dean.

■ Combined to hit .239 (45-188) with eight doubles, two homers, 16 RBI, 13 walks and just 25 strikeouts over 54 combined games between Birmingham and Charlotte.

■ Threw out 25.0 percent (12-48) of attempted basestealers between the two clubs.

■ Opened the season with the Barons and played in 13 games ... was promoted to Charlotte on 4/26 ... played in 39 games at catcher and two as the DH for the Knights.

■ Connected on his first homer with Charlotte on 6/2 vs. Lehigh Valley ... drove in a run in three consecutive games from 6/2-6.

■ Hit safely in seven of his final eight games with the Knights from 6/25-7/5 before having his contract purchased.

### 2015 SEASON

■ Spent the entire season with Class A Winston-Salem ... threw out 35.4 percent (40-113) of attempted basestealers ... 40 baserunners caught stealing marked a career high.

■ Was named to the Carolina League mid and postseason All-Star Teams ... led the Dash in average (.274) and OBP (.352).

■ His 96 games at catcher were the most in the CL since Salem's Blake Swihart in 2013 (101).

■ Compiled a .299/.361/.353 slash line in 52 first-half games ... batted .349 (22-63) in June.

■ Recorded hitting streaks of nine (5/4-14), seven (5/28-6/6) and six games (6/19-28) ... collected four hits on 6/6 at Lynchburg and 9/1 at Wilmington.

■ Appeared in 13 games with Margarita of the Venezuelan Winter League ... hit .259 (7-27) with one RBI.

### 2014 SEASON

■ Appeared in 85 games with Class A Kannapolis and Winston-Salem during his first season with the White Sox organization.

■ Combined to hit .285 (76-267) with two homers and 36 RBI ... threw out 36.3 (37-102) percent of attempted baserunners.

■ Started the season with Kannapolis, hitting .316 (36-114) vs. right-handers, .362 (25-69) on the road, .359 (14-39) with RISP and .350 (7-20) with RISP/two outs.

■ Finished 2014 at Winston-Salem (was promoted on 6/19).

### 2013 SEASON

■ Appeared in 39 games with Class A Hudson Valley.

■ Owned a .992 fielding percentage (2 E/239 TC) ... threw out 50.0 percent (10-20) of attempted basestealers.

■ Recorded a 10-game hitting streak from 6/24-7/19 (.375, 15-40), including five straight multihit efforts ... registered a season-high .353 average (18-51) over 13 games in July.

■ Was selected by Chicago in the Rule 5 draft on 12/12.

### 2012 SEASON

■ Spent the entire season with Advanced Rookie Princeton.

■ Committed just two errors and threw out 45.5 percent (10-22) of attempted basestealers over 21 games at catcher.

### 2011 SEASON

■ Appeared in 47 games, including 29 at catcher, 15 at first base and one in left field with the Gulf Coast League Rays.

■ Threw out 60.0 percent (15-25) of attempted basestealers ... owned a .997 fielding percentage (1 E/324 TC).

### 2010 SEASON

■ Hit .300-plus (.308) for the second consecutive season with the Venezuelan Summer League Rays ... threw out 52.5 percent (21-40) of attempted basestealers and committed one error.

■ Recorded more walks (27) than strikeouts (11) for the second consecutive season.

### 2009 SEASON

■ Appeared in 47 games in his pro debut season with the VSL Rays ... his .315 average (52-165) ranked 10th in the league.

■ Threw out 51.6 percent (16-31) of attempted basestealers.

■ Was recommended/signed by Ronnie Blanco.

### MISCELLANEOUS/PERSONAL

■ Married Yisa.

■ Is a 2008 graduate of Instituto Escuela in Maracay, Ven.

### CAREER PLAYING RECORD

YEAR	CLUB	AVG	G	AB	R	H	TB	2B	3B	HR	RBI	SH	SF	HB	BB	SO	SB	CS	OBP	SLG	E
2009	VSL Rays	.315	47	165	23	52	65	7	3	0	27	2	1	2	19	13	4	4	.390	.394	6
2010	VSL Rays	.308	46	143	29	44	53	4	1	1	20	1	2	2	27	11	3	0	.420	.371	6
2011	GCL Rays	.221	47	140	11	31	35	4	0	0	15	1	1	1	16	16	1	1	.304	.250	1
2012	Princeton	.305	43	151	24	46	58	7	1	1	16	1	1	2	17	19	4	2	.380	.384	2
2013	Hudson Valley	.267	39	150	13	40	50	6	2	0	13	1	1	2	8	21	0	2	.311	.333	2
2014	Kannapolis	.291	38	127	7	37	40	3	0	0	20	0	5	1	9	11	0	0	.331	.315	6
	Winston-Salem	.279	47	140	18	39	53	8	0	2	16	1	4	2	27	21	3	2	.393	.379	3
2015	Winston-Salem	.274	98	339	38	93	106	10	0	1	27	1	3	2	40	31	1	0	.352	.313	13
2016	Birmingham	.222	13	45	4	10	12	2	0	0	5	0	0	0	4	8	0	0	.286	.267	0
	Charlotte	.245	41	143	14	35	47	6	0	2	11	2	1	1	9	17	0	0	.292	.329	2
	WHITE SOX	.267	34	101	13	27	34	4	0	1	10	0	2	0	14	14	0	0	.350	.337	2
<b>MINOR TOTALS</b>		<b>.277</b>	<b>459</b>	<b>1543</b>	<b>181</b>	<b>427</b>	<b>519</b>	<b>57</b>	<b>7</b>	<b>7</b>	<b>170</b>	<b>11</b>	<b>19</b>	<b>15</b>	<b>176</b>	<b>168</b>	<b>16</b>	<b>11</b>	<b>.353</b>	<b>.336</b>	<b>41</b>
<b>MLB TOTALS</b>		<b>.267</b>	<b>34</b>	<b>101</b>	<b>13</b>	<b>27</b>	<b>34</b>	<b>4</b>	<b>0</b>	<b>1</b>	<b>10</b>	<b>0</b>	<b>2</b>	<b>0</b>	<b>14</b>	<b>14</b>	<b>0</b>	<b>0</b>	<b>.350</b>	<b>.337</b>	<b>2</b>

### CAREER TRANSACTIONS

— Signed by Tampa Bay as a free agent (7/4/08).

— Selected by the White Sox in the minor-league portion of the Rule 5 draft (12/12/13).

### CAREER FIELDING STATISTICS

POSITION	PCT	G	GS	TC	PO	A	E	DP
Catcher	.992	34	30	266	253	11	2	0

### CAREER GAME BESTS AND HOME RUN INFORMATION

**HITS** — 2 (4x, last 9/26/16 vs. T.B.) ... **HR** — 1 (9/30/16 vs. Min.) ... **RBI** — 1 (10x, last 10/2/16 vs. Min.)

**RUNS** — 2 (9/2/16 at Min.) ... **SB** — NONE ... **HITTING STREAK** — 8 (7/17-8/14/16)

**GAME-ENDING HOME RUNS** — NONE ... **GRAND SLAMS** — NONE ... **MULTIHOME GAMES** — NONE  
**PINCH HOME RUNS** — NONE ... **INSIDE-THE-PARK HOMERS** — NONE ... **LEADOFF HOME RUNS** — NONE





# ROBERTO PEÑA

# 85

## CATCHER

## NON-ROSTER INVITEE

**Given Name:** Roberto Alexander Peña

**Bats:** Right **Throws:** Right

**Height:** 6-0 **Weight:** 225

**Opening Day Age:** 24 (June 8, 1992)

**Birthplace/Residence:** Caguas, Puerto Rico.

**First Pro Contract:** Houston Astros, selected in the seventh round, June 2010 First-Year Player Draft.

**Sox Acquisition:** Signed as a free agent, December 1, 2016.

**Major League Service:** None.

**Contract Status:** Signed through 2017.

### 2016 SEASON

- Spent most of the season with Class AA Corpus Christi (59 games) but also played with Class AAA Fresno (15).
- Combined to hit .235 (60-255) with 12 doubles, eight home runs and 25 RBI between the two clubs ... combined to throw out 42.3 percent (22-52) of attempted basestealers.
- Opened the season with Fresno and hit .226 (12-53) before being transferred to the Hooks on 5/16.
- Started at second base in his Corpus Christi debut on 5/16 vs. San Antonio ... his remaining appearances were at catcher.
- Recorded a multihomer game on 6/13 vs. San Antonio.
- Hit .225 (20-89) with six doubles and four RBI over 27 games with Santurce in the Puerto Rican Winter League.

### 2015 SEASON

- Was named to the Texas League midseason All-Star team with Corpus Christi.
- Opened the season at extended spring training before joining Corpus Christi on 4/17 ... recorded hits in 11 of his first 12 games, going 16-42 (.381) with six RBI and four walks.
- Posted a season-long, 10-game hitting streak from 4/21-5/9.
- Went 0-1 as a defensive replacement for the South Division team in the TL All-Star Game.
- Played for Team Puerto Rico in the Pan Am Games from 7/10-19.
- Appeared in 16 games with Caguas and eight with Santurce in the PWL following the season.

### 2014 SEASON

- Appeared in 95 games (93 at catcher) with Lancaster, who went on to win the California League title.
- Led CL catchers in fielding percentage (.996, 3 E/842 TC), caught stealing percentage (56.5, 52-92), games caught, total chances, putouts (755) and double plays (9).
- Was tabbed by *Baseball America* as the Best Defensive Catcher in the CL.
- Was named a mid and postseason CL All-Star.
- Batted .345 (19-55) with four doubles, a .424 on-base percentage, .473 slugging percentage and .897 OPS in June.
- Appeared in eight CL postseason games.
- Played for Caguas in the PWL following the season.
- Following the season, was named a MiLB.com Organizational All-Star and Rawlings Gold Glove winner.

### 2013 SEASON

- Spent the season with Midwest League champion Class A Quad Cities ... led the MWL by throwing out 51.8 percent (43-83) of attempted basestealers.
- Recorded a club season-high 12-game hitting streak from 4/16-5/6, going 17-46 (.370) with a homer and seven RBI.
- Appeared in eight MWL postseason games.
- Played for Caguas in the PWL following the season.

### 2012 SEASON

- Combined to hit .237 (70-295) with 16 doubles, three homers and 33 RBI in 82 games with Lexington and Class AA Lancaster.
- Threw out 34-107 (31.8 percent) of attempted basestealers between the two clubs.
- Was named team Defensive Player of the Month for May.
- Batted .329 (25-76) over 20 June games before being promoted to Lancaster on 7/16.
- Appeared in four postseason games with Lancaster.
- Hit .188 (9-48) with one home run and eight RBI in 18 games with Caguas of the PWL.
- Entered the season rated by *Baseball America* as the Best Defensive Catcher in the Houston system.

### 2011 SEASON

- Spent the entire season with Class A Lexington.
- Threw out 38.6 percent of attempted basestealers.
- Recorded four hits on 8/27 at West Virginia.
- Played in one game with Salt River in the Arizona Fall League.
- Appeared in six games with Caguas in the PWL (.429, 3-7).
- Entered the season rated by *Baseball America* as the Best Defensive Catcher in the Astros system.

### 2010 SEASON

- Combined to hit .227 (32-141) with six doubles, one triple and 17 RBI over 39 combined games between the Gulf Coast League Astros, Rookie League Greeneville and Lexington in his first professional season.
- Threw out 44.2 percent (23-52) of attempted basestealers.
- Was rated by *Baseball America* as the Best Defensive Catcher in the Houston organization.
- Appeared in his first game one day after turning 18.
- Was signed by Joey Sola and Greg Brown (Astros).

### MISCELLANEOUS/PERSONAL

- Single ... Twitter: @RobPen10.
- Is a 2010 graduate of Eloisa Pascual High School in Caguas, Puerto Rico ... was converted from a shortstop to a catcher while in high school.
- Father, Bert, played six major-league seasons with the Houston Astros from 1981-87.

### CAREER PLAYING RECORD

YEAR	CLUB	AVG	G	AB	R	H	TB	2B	3B	HR	RBI	SH	SF	HB	BB	SO	SB	CS	OBP	SLG	E
2010	GCL Astros	.256	23	78	5	20	26	4	1	0	11	1	2	0	5	10	0	0	.294	.333	3
	Greenville	.191	12	47	4	9	10	1	0	0	5	0	0	1	1	10	0	0	.224	.213	1
	Lexington	.188	4	16	1	3	4	1	0	0	1	0	0	0	0	4	0	1	.188	.250	0
2011	Lexington	.217	82	281	31	61	87	11	0	5	33	4	3	2	18	58	0	0	.266	.310	8
	Lexington	.245	61	220	21	54	72	12	0	2	22	5	3	1	10	43	1	2	.278	.327	4
2012	Lancaster	.213	21	75	10	16	23	4	0	1	11	2	1	0	5	15	0	0	.259	.307	5
	Quad Cities	.249	86	325	43	81	115	19	0	5	32	4	2	1	22	52	2	0	.297	.354	6
2014	Lancaster	.249	93	350	48	87	145	19	0	13	54	1	5	6	25	63	1	2	.306	.414	3
	Corpus Christi	.237	74	257	25	61	74	10	0	1	22	5	1	1	16	37	1	0	.284	.288	4
2016	Corpus Christi	.238	59	202	29	48	83	11	0	8	20	5	2	2	6	34	0	0	.264	.411	2
	Fresno	.226	15	53	4	12	13	1	0	0	5	1	0	1	5	8	0	0	.305	.245	7
<b>MINOR TOTALS</b>		<b>.228</b>	<b>530</b>	<b>1904</b>	<b>221</b>	<b>452</b>	<b>652</b>	<b>93</b>	<b>1</b>	<b>35</b>	<b>216</b>	<b>28</b>	<b>19</b>	<b>15</b>	<b>113</b>	<b>334</b>	<b>5</b>	<b>5</b>	<b>.270</b>	<b>.313</b>	<b>43</b>

### CAREER TRANSACTIONS

- Selected by Houston in the seventh round of the First-Year Player Draft (6/10).
- Signed by the White Sox as a free agent (12/1/16).



Chicago native Chance the Rapper hosted the first-ever music festival, Chance the Rapper's Magnificent Coloring Day, at the home of the White Sox on September 24, 2016. In addition to Chance, performers included Kanye West, John Legend, Chicago native Common, Alicia Keys, Lil Wayne, Skrillex, 2 Chainz, Tyler, the Creator and Lil Uzi Vert.



# JAKE PETRICKA

# 52

## RIGHT-HANDED PITCHER

**Given Name:** Jacob Steven Petricka (puh-TRITCH-kuh)

**Bats:** Right **Throws:** Right

**Height:** 6-5 **Weight:** 220

**Opening Day Age:** 28 (June 5, 1988)

**Birthplace/Residence:** Faribault, Minn./Savage, Minn.

**First Pro Contract:** White Sox.

**Sox Acquisition:** Selected in second round, June 2010 First-Year Player Draft.

**Major League Service:** Three years, 44 days.

**Contract Status:** Signed through 2017.

### 2016 SEASON

- Appeared in nine games before undergoing season-ending surgery on his right hip in June.
- Recorded his only hold on 4/13 at Minnesota (0.2 scoreless IP) ... allowed one run over 2.2 IP on 4/18 vs. the Angels.
- Also worked 2.0 IP in his next outing on 4/21 vs. the Angels ... worked at least 2.0 IP in consecutive appearances for the fourth time in his career and first since 2014.
- Was placed on the 15-day disabled list on 5/5 (retro to 5/2) with a right-hip impingement ... underwent season-ending surgery on 6/10 in Denver to repair a labral tear in his right hip.
- Was transferred to the 60-day disabled list on 7/6 ... was reinstated on 11/3.

### 2015 SEASON

- **American League Relief Leaders:** 1st-opp. GIDP (12); 1st-GIDP/9.0 IP (2.08); 4th-IRS% (16.1); 4th-GB% (65.2).
- Ranked second on the White Sox with 12 holds in his second full season with the club ... recorded a career-high 65.2 ground-ball percentage and matched his 2014 total with 12 GIDP.
- Allowed just 16.1 percent (5-31) of inherited runners to score ... 33 of his 62 appearances lasted at least 1.0 IP.
- Posted a 2.77 ERA (8 ER/26.0 IP) at home, compared to 4.50 (13 ER/26.0 IP) on the road ... his ERA was 2.76 (10 ER/32.2 IP) in the first half (5.12 in the second).
- ERA was 2.37 (8 ER/30.1 IP) in 37 outings from May-July and 4.86 (9 ER/16.2 IP) from August-October (21 games).
- Right-handers hit .257 (37-144) and lefties batted .358 (19-53) ... opponents hit .167 (9-54) with RISP.
- Started the season on the disabled list (retroactive to 3/27) with a right forearm strain ... made two injury rehab appearances with Class AAA Charlotte ... was reinstated on 4/20.
- Made his season debut on 4/22 vs. Cleveland, working 1.0 scoreless IP ... suffered his first loss on 4/23 vs. Kansas City, allowing a game-winning single to Eric Hosmer in the 13th.
- Earned his two saves on 5/28 at Baltimore and 6/23 at Minnesota (combined 2.0 scoreless IP).
- Allowed one earned run in 7.2 IP over a 10-game stretch from 5/2-23 (1.17 ERA) ... made six consecutive scoreless appearances from 6/4-14, allowing two hits over 3.2 IP.
- Earned his first win of the season on 6/5 vs. Detroit after working a perfect 11th inning ... suffered his second loss on 6/18 vs. Pittsburgh, allowing the game-winning run in the ninth.
- Earned the win on 6/21 vs. Texas with a scoreless 11th inning, including an inning-ending GIDP.
- Posted his 12th hold on 8/11 vs. the Angels, inducing an inning-ending double play by Albert Pujols in the eighth ... earned his fourth victory on 8/25 vs. Boston (1.0 scoreless IP).
- Allowed a run in three consecutive outings from 9/2-6 ... made six straight scoreless appearances to end the season from 9/12-10/3, surrendering three hits over 7.2 IP.

### MOST RELIEF GIDP IN AL SINCE 2014

Pitcher	GIDP	Pitcher	GIDP
Jake Petricka	26	Jose Quintana	68
Dan Otero	26	Chris Sale	59
Zach Britton	25	John Danks	40
Tommy Hunter	24	Carlos Rodon	32
Tom Wilhelmsen	24	Jake Petricka	30

### MOST SOX GIDP SINCE 2013

### 2014 SEASON

- **American League Relief Leaders:** 2nd in GB% (63.8); 3rd in opp. GIDP (12); 7th in GIDP/9.0 IP (1.48); 9th in IP (73.0).
- Was recalled from Class AAA Charlotte on 4/4 and spent the rest of the season with the White Sox.
- Led all major-league rookies with 14 saves and ranked third in appearances (67) and IP (73.0) ... posted a 77.8 save percentage (14-18).
- Led Sox pitchers in games (67) and save opportunities ... 52 of his 67 appearances were scoreless ... pitched 16 times with no rest (2.70 ERA, 5 ER/16.2 IP) ... allowed 40.0 percent (16-40) of inherited runners to score.
- Limited right-handers to a .208 average (31-149) and first batters faced to a .203 (12-59) mark.
- Made his season debut on 4/4 at Kansas City (2.1 scoreless IP) ... struck out a career-high three batters on 4/11 vs. Cleveland ... gave up one run in a career-high 3.0 IP on 4/19 at Texas.
- Allowed just one earned run over 17 games (21.0 IP) from 4/25-6/3 ... 12 of the outings were hitless.
- Threw 10.0 consecutive scoreless IP from 4/25-5/7 (six games) and 5/11-6/3 (10 games) ... retired 15 straight batters from 4/30-5/8.
- Earned his first career save on 5/19 at Kansas City, stranding the tying run in second base in the ninth inning.
- Suffered his first loss on 6/7 at Angel Stadium after giving up a game-winning single to Chris Iannetta in the eighth inning.
- Made eight consecutive scoreless appearances (11.0 IP) from 6/22-7/6, recording two saves with eight strikeouts.
- Converted six straight save opportunities from 6/27-8/1 ... recorded his second career save on 6/27 at Toronto ... worked 2.0 scoreless IP for the save on 7/6 vs. Seattle.
- Surrendered a game-ending, three-run homer to pinch hitter Brian McCann on 8/24 at Yankee Stadium.
- Worked 1.0 scoreless IP in six straight appearances from 8/30-9/13, earning four saves and allowing just four hits.
- Allowed the game-tying (wild pitch) and game-winning runs (Lorenzo Cain infield single) on 9/15 at Kansas City.
- Earned a four-out save on 9/22 at Detroit.

### 2013 SEASON

- Spent time with Class AA Birmingham, Charlotte and the White Sox ... began the season at Birmingham before being promoted to Charlotte on 7/4 and to the White Sox on 8/17.
- Made his major-league debut on 8/22 at Kansas City ... earned the win that night after inducing an inning-ending double play by Salvador Perez in the bottom of the 11th inning.
- Made six consecutive scoreless appearances (9.0 IP) from 9/2-15 ... worked 2.2 scoreless IP with two strikeouts on 9/2 at Yankee Stadium.
- Surrendered a game-ending single to Omar Infante in the 12th inning on 9/21 at Detroit.
- Was 5-0 with a 1.81 ERA (11 ER/54.2 IP) and 58 strikeouts in 31 games (one start) with Charlotte and Birmingham.
- Limited opponents to a .231 average (45-195) and averaged 9.55 strikeouts per 9.0 IP between the two stops.
- Posted a 0.75 ERA (2 ER/24.0 IP) with 26 strikeouts over his final 11 appearances with the Barons.

### 2012 SEASON

- Combined to go 8-8 with a 5.39 ERA (84 ER/140.1 IP) and 111 strikeouts over 29 starts between Class A Winston-Salem and Birmingham.
- Started the season with Winston-Salem ... allowed three runs or less in each of his first seven starts ... struck out eight in consecutive starts on 7/4 vs. Myrtle Beach and 7/9 vs. Lynchburg ... was promoted to Birmingham on 7/21.
- Recorded a three-game winning streak from 8/11-27.
- Entered the season ranked by *Baseball America* as the No. 5 Prospect in the White Sox organization.

### 2011 SEASON

- Combined to go 7-8 with a 3.65 ERA (46 ER/113.1 IP) and 99 strikeouts in 23 games (22 starts) between Class A Kannapolis, Winston-Salem and Advanced Rookie Bristol.
- Appeared in 13 games with Mesa in the Arizona Fall League ... entered the season rated by *Baseball America* as the No. 7 Prospect in the organization.

### 2010 SEASON

- Went 2-5 with a 3.05 ERA (15 ER/44.1 IP) and 48 strikeouts in 17 games (eight starts) between Bristol and Kannapolis.
- Was rated by *Baseball America* as having the Best Fastball in the White Sox 2010 draft class.
- Was recommended/signed by Mike Shirley.

### COMMUNITY INVOLVEMENT

- In 2015, participated in the Jefferson Awards Presentation at U.S. Cellular Field ... in 2014, worked on the Greater Chicago Food Depository lunch bus, distributing meals to families.

### MISCELLANEOUS/PERSONAL

- Married Ellen ... has two children: Madison and Oliver.
- Twitter: @jacobpetricka.
- Spent two years at Iowa Western Community College before transferring to Indiana State in 2009.
- Was 7-4 with a 4.11 ERA (46 ER/100.2 IP) and 113 strikeouts in 20 games (15 starts) for the Sycamores in 2010 ... was named First-Team All-Missouri Valley Conference.
- Drafted by the Yankees in the 34th round in 2009 but did not sign ... graduated in 2006 from Faribault (Minn.) High School.

### CAREER PLAYING RECORD

YEAR	CLUB	W-L	PCT	ERA	G	GS	CG	SHO	SV	IP	H	R	ER	HR	HB	BB-I	SO	WP	BK	AVG
2010	Bristol	2-4	.333	2.86	8	8	0	0	0	34.2	25	12	11	1	2	7-0	38	4	1	.197
	Kannapolis	0-1	.000	3.72	9	0	0	0	0	9.2	13	11	4	0	1	8-0	10	4	0	.295
2011	Kannapolis	3-1	.750	2.81	8	8	0	0	0	41.2	39	14	13	0	0	13-0	48	4	0	.255
	Bristol	0-0	.000	0.00	2	1	0	0	0	4.0	4	0	0	0	0	0-0	5	0	0	.286
2012	Winston-Salem	4-7	.364	4.39	13	13	0	0	0	67.2	71	39	33	3	3	26-0	46	5	0	.265
	Winston-Salem	5-5	.500	5.33	19	19	9	9	9	82.2	93	58	49	2	3	46-0	84	9	1	.284
2013	Birmingham	3-3	.500	5.46	10	10	0	0	0	57.2	63	35	35	7	0	35-0	27	5	0	.290
	Birmingham	3-0	1.000	2.06	21	1	0	0	0	39.1	36	11	9	1	1	18-0	41	4	0	.255
2014	Charlotte	2-0	1.000	1.17	10	0	0	0	1	15.1	9	2	2	9	9	7-0	17	1	0	.167
	WHITE SOX	1-1	.500	3.26	16	0	0	0	0	19.1	20	7	7	0	1	10-1	10	4	1	.278
2015	WHITE SOX	1-6	1.43	2.96	67	0	0	0	14	73.0	67	24	24	3	2	33-4	55	2	0	.253
	Charlotte	0-0	.000	0.00	2	0	0	0	0	2.0	0	0	0	0	0	2-0	3	0	0	.000
2016	WHITE SOX	4-3	.571	3.63	62	0	0	0	2	52.0	56	21	21	2	1	18-4	33	2	0	.284
	WHITE SOX	0-0	.000	4.50	9	0	0	0	0	8.0	8	5	4	1	0	8-0	7	3	0	.267
<b>MINOR TOTALS</b>		<b>22-21</b>	<b>.512</b>	<b>3.96</b>	<b>102</b>	<b>60</b>	<b>0</b>	<b>0</b>	<b>10</b>	<b>354.2</b>	<b>353</b>	<b>182</b>	<b>156</b>	<b>23</b>	<b>19</b>	<b>162-0</b>	<b>319</b>	<b>36</b>	<b>2</b>	<b>.261</b>
<b>MLB TOTALS</b>		<b>6-10</b>	<b>.375</b>	<b>3.31</b>	<b>154</b>	<b>0</b>	<b>0</b>	<b>0</b>	<b>16</b>	<b>152.1</b>	<b>151</b>	<b>57</b>	<b>56</b>	<b>6</b>	<b>4</b>	<b>69-9</b>	<b>105</b>	<b>11</b>	<b>0</b>	<b>.268</b>

### CAREER TRANSACTIONS

- Selected by the White Sox in the second round of the First-Year Player Draft (6/10).
- On Class A Kannapolis disabled list with a strained back muscle (5/24-6/27/11).
- On White Sox disabled list with a right forearm strain (3/27-4/20/15); included rehab assignment to Class AAA Charlotte (4/16-20/15).
- On White Sox disabled list with a right-hip impingement (5/2/16-end of season); transferred to 60-day disabled list on 7/6/16.

### CAREER RELIEF BREAKDOWN

- Save Pct. — Career: 16-22 (72.7%); 2015: 2-3 (66.7%); 2014:14-18 (77.8%); 2013: 0-1.
- Holds — Career: 23; 2016: 1; 2015: 12; 2014: 10.
- Inherited Runners/Scored — Career: 92-32 (34.8%); 2016: 7-4 (57.1%); 2015: 31-5 (16.1%); 2014: 40-16 (140.0%); 2013: 14-7 (50.0).
- First Batter Efficiency — Career: 37-136 (.272); 2016: 2-7 (.272); 2015: 19-58 (.323); 2014: 12-59 (.203); 2013: 4-12 (.333).

### CAREER FIELDING STATISTICS

POSITION	PCT	G	GS	TC	PO	A	E	DP
Pitcher	1.000	154	0	28	8	20	0	3

### CAREER GAME BESTS

- STRIKEOUTS — 3 (3x, last 7/27/15 at Bos.) ... IP — 3.0 (4/19/14 at Tex.)
- WINNING STREAK — 3 games (6/5-7/10/15) ... CONSECUTIVE SCORELESS IP — 11.0 (6/22-7/6/14)



# MATT PURKE

# 71

**LEFT-HANDED PITCHER**
**NON-ROSTER INVITEE**
**Given Name:** Matthew Taylor Purke

**Bats:** Left      **Throws:** Left

**Height:** 6-4      **Weight:** 215

**Opening Day Age:** 26 (July 17, 1990)

**Birthplace/Residence:** Nacogdoches, Texas/Houston, Texas

**First Pro Contract:** Washington Nationals, selected in the third round, June 2011 First-Year Player Draft.

**Sox Acquisition:** Signed as a free agent, November 21, 2015

**Major League Service:** 114 days.

**Contract Status:** Signed through 2017.

## 2016 SEASON

- Made 26 relief appearances with Class AAA Charlotte and 12 with the White Sox in his major-league debut.
- Recorded a 2.70 ERA (4 ER/13.1 IP) with 10 strikeouts at home for the Sox, compared to 13.50 (7 ER/4.2 IP) on the road ... limited left-handers to a .167 average (2-12), compared to a .300 (18-60) mark vs. right-handers.
- First batters faced went 4-8 (.500) ... allowed 4-7 inherited runners (57.1 percent) to score.
- His contract purchased from Charlotte on 5/13 ... made his major-league debut on 5/20 vs. Kansas City, working 1.1 scoreless IP ... recorded his first career strikeout in the eighth inning (Alex Gordon).
- Worked 2.1 scoreless IP in his second appearance on 5/23-24 vs. Cleveland ... allowed one hit in 2.0 scoreless IP the next night on 5/24 vs. the Indians.
- Surrendered three earned runs on four hits over 2.2 IP on 6/14 vs. Detroit ... the runs were his first allowed at U.S. Cellular Field after working 9.0 scoreless IP to start the season.
- Was charged with his first career loss on 6/23 at Boston after allowing one run on one hit and two walks over 0.1 IP, including a game-ending, RBI single to Xander Bogaerts.
- Faced two batters without recording an out on 6/29 vs. Minnesota ... was optioned to Charlotte following the game for the remainder of the season.
- Limited opponents to a .210 average (30-143) with the Knights, including a .105 mark (4-38) vs. left-handers.
- Owned a sub-2.00 ERA in May (1.80, 1 ER/5.0 IP) and August (1.38, 2 ER/13.0 IP) ... lowered his ERA from 4.34 (9 ER/18.2 IP) in the first half to 2.75 (6 ER/19.2 IP) after the break.
- Opponents hit just .100 (2-20) with RISP/two outs.
- Made his only start on 4/22 vs. Gwinnett, allowing one run on three hits over 3.0 IP.
- Converted both of his save chances on 8/14 at Durham and 8/24 vs. the Bulls.

## 2015 SEASON

- Went 3-6 with a 4.36 ERA (31 ER/64.0 IP) over 20 appearances (15 starts) between Class A Hagerstown, Class A Potomac and Class AA Harrisburg.
- Opened the season on the disabled list to continue his recovery from Tommy John surgery in 2014.
- Made his season debut with Hagerstown on 5/28 vs. Kannapolis, working 4.0 IP.
- Was transferred to Potomac and made two starts before finishing the season with Harrisburg (eight starts).
- Each of his first five appearances with the Senators came as a starter ... allowed just two home runs in 24.1 IP.
- Was on the Harrisburg disabled list from 8/19-28 with a sprained left ankle.

## 2014 SEASON

- Was limited to just eight starts with Harrisburg due to Tommy John surgery on his left elbow.
- Was placed on the disabled list on 5/19 with a strained left elbow and missed the remainder of the season.
- Underwent Tommy John surgery on 6/13 ... the operation was performed by Dr. James Andrews ... was transferred to Washington's 60-day disabled list on 7/25.

## 2013 SEASON

- Went 6-4 with a 4.50 ERA (38 ER/90.0 IP) and 82 strikeouts over 18 combined starts between Hagerstown and Potomac.
- Averaged 8.2 strikeouts per 9.0 IP.
- Opened the season with Hagerstown before joining Potomac for the remainder of the season.
- Began the season on the disabled list with left shoulder bursitis ... made his season debut on 5/29 and did not miss a start over the remainder of the season.
- Made six starts with Mesa in the Arizona Fall League.

## 2012 SEASON

- Made just three appearances in his professional debut ... started the season on the Potomac disabled list with a strained left shoulder ... appeared in three games from 5/30-6/10 before being placed on the disabled list on 6/11 and missed the rest of the season ... underwent left shoulder surgery on 8/22.

## 2011 SEASON

- Appeared in seven games with Scottsdale in the AFL ... five of his appearances were scoreless.

## COMMUNITY INVOLVEMENT

- In 2017, participated in a home run derby with patients at the Ronald McDonald House.

## MISCELLANEOUS/PERSONAL

- Married Sophie ... has one daughter: Finley.
- Twitter: @mattpurke47.
- Attended Texas Christian University from 2010-11, where he went 21-1 with a 2.61 ERA in 31 games (29 starts).
- Was selected as the consensus national Freshman of the Year in 2010 after going 16-0 with a 3.02 ERA in 20 appearances and helping the Horned Frogs reach the College World Series
- Also was named *Louisville Slugger* Second-Team All-American and Freshman Pitcher of the Year, and *Baseball America* National Freshman of the Year.
- Is a 2009 graduate of Klein (Texas) High School, where he went 4-2 with a 1.18 ERA as a senior ... was 12-1 with a 0.37 ERA (76.2 IP) and 147 strikeouts in his junior season.
- Was selected by Texas in the first round (14th overall) of the 2009 draft but did not sign.



### CAREER PLAYING RECORD

YEAR	CLUB	W-L	PCT	ERA	G	GS	CG	SHO	SV	IP	H	R	ER	HR	HB	BB-I	SO	WP	BK	AVG
2012	Hagerstown	0-2	.000	5.87	3	3	0	0	0	15.1	15	11	10	1	1	12-0	14	3	0	.263
2013	Hagerstown	1-1	.500	2.48	6	6	0	0	0	29.0	25	9	8	3	1	7-0	41	1	0	.229
	Potomac	5-3	.625	4.43	12	12	0	0	0	61.0	67	36	30	3	4	18-0	41	9	1	.284
2014	Harrisburg	1-6	.143	8.04	8	8	0	0	0	31.1	42	32	28	5	1	18-0	22	2	1	.331
2015	Hagerstown	2-3	.400	3.03	8	8	0	0	0	32.2	34	16	11	1	1	9-0	21	1	1	.272
	Potomac	0-0	.000	3.86	2	2	0	0	0	7.0	5	3	3	1	0	1-0	3	0	0	.200
2016	Harrisburg	1-3	.250	6.29	10	5	0	0	0	24.1	33	21	17	2	1	7-0	19	1	0	.330
	Charlotte	0-0	.000	3.52	26	1	0	0	2	38.3	30	20	15	4	1	23-0	38	10	0	.210
	WHITE SOX	0-1	.000	5.50	12	0	0	0	0	18.0	20	12	11	0	0	12-0	15	2	0	.278
<b>MINOR TOTALS</b>		<b>10-18</b>	<b>.357</b>	<b>4.59</b>	<b>75</b>	<b>45</b>	<b>0</b>	<b>0</b>	<b>2</b>	<b>239.0</b>	<b>251</b>	<b>148</b>	<b>122</b>	<b>20</b>	<b>10</b>	<b>95-0</b>	<b>199</b>	<b>27</b>	<b>3</b>	<b>.272</b>
<b>MLB TOTALS</b>		<b>0-1</b>	<b>.000</b>	<b>5.50</b>	<b>12</b>	<b>0</b>	<b>0</b>	<b>0</b>	<b>0</b>	<b>18.0</b>	<b>20</b>	<b>12</b>	<b>11</b>	<b>0</b>	<b>0</b>	<b>12-0</b>	<b>15</b>	<b>2</b>	<b>0</b>	<b>.278</b>

### CAREER TRANSACTIONS

- Selected by Washington in the third round of the First-Year Player Draft (6/11).
- On Class A Potomac disabled list with a strained left shoulder (4/6-5/30/12).
- On Class A Hagerstown disabled list with a strained left shoulder (6/11/12-remainder of season).
- On Class A Hagerstown disabled list with left shoulder bursitis (4/4-5/28/13).
- On Class AA Harrisburg disabled list with a strained left elbow (5/19-7/25/14); transferred to 60-day disabled list (6/16/14).
- On Washington 60-day disabled list with a strained left elbow (7/25/14-remainder of season).
- On Class AA Harrisburg disabled list with a strained left elbow (4/9-5/28/15).
- On Class AA Harrisburg disabled list with a sprained left ankle (8/19-28/15).
- Signed by the White Sox as a free agent (11/21/15).
- Signed by the White Sox as a free agent (1/13/17).

### CAREER GAME BESTS

**STRIKEOUTS** — 5 (6/18/16 at Cle., 3.1 IP) ... **INNINGS SCORED** — 3.1 (6/18/16 at Cle.)  
**WINNING STREAK** — NONE ... **CONSECUTIVE PITCHLESS IP** — 5.2 (5/20-24/16)



Former White Sox Dan Pasqua, Roberto Hernandez, Donn Pall, Mike Huff, Lance Johnson and Harold Baines gather during Homecoming Weekend 2016 in Chicago.



# ZACH PUTNAM

# 57

## RIGHT-HANDED PITCHER

**Given Name:** Steven Zachary McGuire Putnam

**Bats:** Right **Throws:** Right

**Height:** 6-2 **Weight:** 220

**Opening Day Age:** 29 (July 3, 1987)

**Birthplace/Residence:** Rochester, Mich./Ann Arbor, Mich.

**First Pro Contract:** Cleveland Indians, selected in the fifth round, June 2008  
First-Year Player Draft.

**Sox Acquisition:** Signed as a free agent, November 27, 2013.

**Major League Service:** Three years, 135 days.

**Contract Status:** Signed through 2017.

### 2016 SEASON

- Was limited to 25 games due to surgery on his right elbow.
- Posted a 1.65 ERA (3 ER/16.1 IP) at home ... worked 6.2 scoreless IP with eight strikeouts in eight games on zero rest.
- Left-handers hit .229 (8-35) and first batters faced .261 (6-23) ... allowed 17.6 percent (3-17) of inherited runners to score.
- Threw a career-high 3.0 scoreless IP on 4/18 vs. the Angels.
- Recorded a 1.38 ERA (2 ER/13.0 IP) in May (11 games).
- Matched his career high with a streak of 11.0 consecutive scoreless IP from 5/18-6/12 (10 games) ... streak was snapped by a Salvador Perez solo home run in the ninth inning on 6/12 vs. Kansas City.
- Was placed on the 15-day disabled list on 6/21 with ulnar neuritis in his right elbow ... underwent season-ending surgery on 8/5 to remove bone fragments from his right elbow.

### 2015 SEASON

- Made 49 relief appearances in his second season with the White Sox ... posted a 4.07 ERA (22 ER/48.2 IP) after registering a 1.98 mark (12 ER/54.2 IP) in 2014.
- Worked at least 1.0 IP in 39 of his outings and struck out two or more batters 19 times.
- Allowed just 19.0 percent (4-21) of inherited baserunners to score ... first batters faced went 13-43 (.302).
- Limited left-handers to a .229 average (19-83), while right-handers batted .247 (23-93) ... opponents hit just .218 (12-55) with RISP and .240 (6-25) with RISP/two outs.
- Worked 10.0 scoreless IP with 13 strikeouts in nine games vs. the American League West ... opponents went 2-29 (.069).
- Suffered the loss in his season debut on 4/8 at Kansas City (2 ER/1.0 IP), allowing a game-winning, two-run home run to Lorenzo Cain in the eighth inning.
- Made six straight scoreless appearances (4.1 IP) from 4/15-5/1 after allowing five runs in his first two outings (2.0 IP).
- Struck out at least one batter in a career-high eight consecutive outings from 5/3-20 (14 SO/8.2 IP).
- Earned his first win of the season despite allowing one run over 1.0 IP on 5/6 vs. Detroit ... struck out the side and earned a hold in a perfect inning on 6/10 vs. Houston.
- Allowed just one earned run in 11.2 IP over 11 appearances from 5/7-6/10, recording three holds with 19 strikeouts.
- Was charged with his third loss on 6/28 at Detroit after surrendering a game-ending, solo home run to James McCann in the ninth inning.
- Earned the win in consecutive appearances on 7/4 vs. Baltimore (1 ER/0.1 IP) and 7/8 vs. Toronto (1.0 scoreless IP).
- Struck out two in five straight outings from 7/18-8/1.
- Was placed on the disabled list on 8/29 (retroactive to 8/27) with a strained right groin and was reinstated on 9/11 ... made eight appearances over the remainder of the season, allowing eight earned runs with nine strikeouts over 7.2 IP.

### 2014 SEASON

- **American League Relief Leaders:** 7th in AVG/1st Batter (.136); 10th in ERA (1.98).
- Ranked among the AL rookie relief leaders in ERA (2nd, 1.98), holds (2nd, 16) and appearances (6th, 49) in his first full season in the major leagues.
- His 16 holds led the White Sox, and his six saves tied Matt Lindstrom for third on the team ... 37 of his 49 appearances were scoreless ... limited opponents to a .205 average (39-190) ... righties hit just .170 (15-88), and lefties batted .235 (24-102).
- First batters faced hit just .136 (6-44) ... allowed just 10.3 percent (3-29) of inherited runners to score.
- Posted a 1.71 ERA (5 ER/26.1 IP) with 27 strikeouts over 25 appearances at U.S. Cellular Field ... opponents hit .184 (9-49) with RISP and .091 (2-22) with RISP/two outs.
- His contract was purchased from Class AAA Charlotte on 4/17 ... made his Sox debut on 4/18 at Texas (1 ER/2.1 IP).
- Struck out a career-high four on 4/22 at Detroit ... made six straight scoreless appearances (10.1 IP) from 4/25-5/9.
- Logged a career-high 2.2 IP on 4/25 vs. Tampa Bay ... retired 15 straight from 4/28-5/9 ... worked 2.0 scoreless IP in each of his first two wins on 5/6 at Cubs and 5/19 at Kansas City.
- Surrendered a game-winning solo home run to Jacoby Ellsbury in the 10th inning on 5/22 vs. the Yankees.
- Made six straight scoreless appearances (5.0 IP) from 5/26-6/17, recording three holds and six strikeouts.
- Recorded the final four outs for his first career save on 6/28 at Toronto ... earned saves in consecutive appearances on 7/18-19 vs. Houston.
- Was on the 15-day disabled list from 7/24-8/8 with right shoulder inflammation (one rehab appearance with Charlotte).
- Compiled a career-high 11.0 scoreless IP streak (10 games) from 8/8-31 after being reinstated, allowing just two hits.
- Recorded his fourth save on 8/27 vs. Cleveland, stranding the tying and go-ahead runs.
- Registered saves in his final two games on 9/16 at Kansas City (1.0 scoreless IP) and 9/19 at Tampa Bay (0.2 scoreless).
- Began the season with Charlotte (7.0 scoreless IP).
- Sox acquisition was recommended by Daraka Shaheed.

### 2013 SEASON

- Spent most of the season with Class AAA Iowa but also appeared in five games with the Cubs.
- Began the season with Iowa, holding left-handers to a .091 average (3-33) ... posted a 1.06 ERA (2 ER/ 17.0 IP) in his last 15 appearances with Iowa.
- Was recalled by the Cubs on 5/30 and made his season debut that afternoon with 0.1 scoreless IP vs. the White Sox.
- Struck out three in 1.0 scoreless IP on 6/8 vs. Pittsburgh ... was placed on the disabled list with a bone spur in his right elbow on 6/12 and missed the rest of the season.

### 2012 SEASON

- Spent most of 2012 with Class AAA Colorado Springs after being acquired from Cleveland on 1/20 for Kevin Slowey.
- Was recalled from Class AAA Colorado Springs as the 26th man for a doubleheader on 4/25, optioned back to Colorado Springs following the game and recalled again on 6/25.
- Tossed 1.0 scoreless IP on 6/26 vs. Washington.

### 2011 SEASON

- Spent most of the season with Class AAA Columbus ... his contract was purchased by Cleveland on 9/13 ... made his major-league debut that night at Texas (2 ER/1.0 IP).
- Earned his first major-league win on 9/24 vs. Minnesota, striking out three batters over 1.1 scoreless IP.
- Converted his first seven save opportunities ... made eight consecutive scoreless appearances (13.1 IP) from 5/19-6/11.
- Was rated by *Baseball America* following the season as the No. 10 Prospect in the Cleveland organization.

### 2010 SEASON

- Went a combined 4-2 with a 3.69 ERA (31 ER/75.2 IP), three saves and 65 strikeouts between Class AA Akron and Columbus.
- Was 2-1 with a 2.76 ERA (13 ER/42.1 IP) as a reliever.

### 2009 SEASON

- Combined to go 6-2 with a 4.13 ERA (37 ER/80.2 IP), two saves and 80 strikeouts over 38 appearances (five starts) between Class A Kinston and Akron.
- Went 3-0 with a 2.54 ERA (8 ER/28.1 IP) in 16 games after the All-Star Break ... tossed 4.1 scoreless IP in the playoffs.
- Pitched for Peoria in the Arizona Fall League.

### 2008 SEASON

- Made his professional debut with Class A Mahoning Valley.

### COMMUNITY INVOLVEMENT

- Visited with children and fans at Brookfield Zoo in 2014.

### MISCELLANEOUS/PERSONAL

- Engaged to Natasha.
- Attended the University of Michigan ... was named Big Ten Pitcher of the Year in 2008.
- Graduated in 2005 from Pioneer High School in Ann Arbor, Mich. ... was named the Gatorade High School Player of the Year and Mr. Baseball for Michigan in 2005 ... helped guide his team to a state title in 2004 ... was ranked by *Baseball America* as the third-best high school player in 2005.

### CAREER PLAYING RECORD

YEAR	CLUB	W-L	PCT	ERA	G	GS	CG	SHO	SV	IP	H	R	ER	HR	HB	BB-I	SO	WP	BK	AVG
2008	Mahoning Valley	0-1	.000	3.72	3	3	0	0	0	9.2	7	5	4	0	0	5-0	8	0	0	.206
2009	Kinston	2-0	1.000	4.13	5	5	0	0	0	24.0	22	12	11	1	0	5-0	23	0	0	.247
	Akron	4-2	.667	4.13	33	0	0	0	2	56.2	59	29	26	2	1	18-3	57	1	0	.261
2010	Akron	4-1	.800	3.86	20	7	0	0	3	51.1	58	25	22	2	0	9-0	41	1	0	.286
	Columbus	0-1	.000	3.33	17	0	0	0	0	24.1	20	10	9	2	0	7-0	24	1	0	.222
2011	Columbus	6-3	.667	3.65	44	0	0	0	9	69.0	61	30	28	6	1	23-1	68	6	0	.233
	CLEVELAND	1-1	.500	6.14	8	0	0	0	0	7.1	10	5	5	1	2	0-0	9	1	0	.312
2012	COLORADO	0-0	.000	0.00	2	0	0	0	0	2.0	3	0	0	0	0	1-0	0	0	0	.429
	Colorado Springs	3-4	.429	4.15	49	0	0	0	12	60.2	73	35	28	5	1	27-3	49	5	0	.298
2013	Iowa	1-1	.500	3.26	17	0	0	0	4	19.1	20	7	7	0	0	6-0	22	0	0	.263
	CHICAGO-NL	0-0	.000	18.90	5	0	0	0	0	3.1	9	7	7	1	0	0-0	4	0	0	.500
2014	Charlotte	1-0	1.000	0.00	5	0	0	0	0	7.0	4	0	0	0	0	1-0	12	0	0	.160
	WHITE SOX	5-3	.625	1.98	49	0	0	0	6	54.2	39	14	12	2	1	20-1	46	5	0	.205
2015	WHITE SOX	3-3	.500	4.07	49	0	0	0	0	48.2	42	24	22	7	4	24-5	64	5	0	.239
2016	WHITE SOX	1-0	1.000	2.30	25	0	0	0	0	27.1	25	7	7	2	0	11-1	30	2	0	.248
<b>MINOR TOTALS</b>		<b>21-13</b>	<b>.618</b>	<b>3.77</b>	<b>193</b>	<b>15</b>	<b>0</b>	<b>0</b>	<b>30</b>	<b>322.0</b>	<b>324</b>	<b>153</b>	<b>135</b>	<b>18</b>	<b>3</b>	<b>101-7</b>	<b>304</b>	<b>14</b>	<b>0</b>	<b>.259</b>
<b>A.L. TOTALS</b>		<b>10-7</b>	<b>.588</b>	<b>3.00</b>	<b>131</b>	<b>0</b>	<b>0</b>	<b>0</b>	<b>6</b>	<b>138.0</b>	<b>116</b>	<b>50</b>	<b>46</b>	<b>12</b>	<b>7</b>	<b>55-7</b>	<b>149</b>	<b>13</b>	<b>0</b>	<b>.232</b>
<b>N.L. TOTALS</b>		<b>0-0</b>	<b>.000</b>	<b>11.81</b>	<b>7</b>	<b>0</b>	<b>0</b>	<b>0</b>	<b>0</b>	<b>5.1</b>	<b>12</b>	<b>7</b>	<b>7</b>	<b>1</b>	<b>0</b>	<b>1-0</b>	<b>4</b>	<b>0</b>	<b>0</b>	<b>.480</b>
<b>SOX TOTALS</b>		<b>9-6</b>	<b>.600</b>	<b>2.96</b>	<b>98</b>	<b>0</b>	<b>0</b>	<b>0</b>	<b>6</b>	<b>103.1</b>	<b>81</b>	<b>38</b>	<b>34</b>	<b>9</b>	<b>5</b>	<b>44-6</b>	<b>110</b>	<b>10</b>	<b>0</b>	<b>.221</b>
<b>MLB TOTALS</b>		<b>10-7</b>	<b>.601</b>	<b>3.33</b>	<b>138</b>	<b>0</b>	<b>0</b>	<b>0</b>	<b>6</b>	<b>143.1</b>	<b>128</b>	<b>57</b>	<b>53</b>	<b>13</b>	<b>7</b>	<b>56-7</b>	<b>153</b>	<b>13</b>	<b>0</b>	<b>.244</b>

### CAREER TRANSACTIONS

- Selected by Cleveland in the fifth round of the First-Year Player Draft (6/08).
- On Class AA Akron disabled list with a back strain (5/29-6/23/10).
- Traded by Cleveland to Colorado in exchange for pitcher Kevin Slowey (1/20/12).
- Claimed off waivers by Chicago-NL from Colorado (11/2/12).
- On Chicago-NL disabled list with a bone spur in his right elbow (6/12/13-remainder of the season).
- Signed by the White Sox as free agent (11/27/13).
- On White Sox disabled list with right shoulder inflammation (7/24-8/8/14); included rehab assignment to Class AAA Charlotte (8/5-8/14).
- On White Sox disabled list with a strained right groin (8/27-9/11/15).
- On White Sox disabled list with ulnar neuritis in his right elbow (6/21/16-remainder of season).

### CAREER RELIEF BREAKDOWN

Save Pct. — Career: 6-11 (54.5); 2015: 0-3; 2014: 6-7 (77.8); 2011: 0-1 ... Holds — Career: 224; 2016: 2; 2015: 6; 2014: 16.  
 Inherited Runners/Scored — Career: 69-10 (14.5); 2016: 17-3 (17.6); 2015: 21-4 (19.0); 2014: 29-3 (10.3); 2013: 1-0 (0.0); 2011: 1-0 (0.0).  
 First Batter — Career: 33-125 (.264); 2016: 6-23 (.261); 2015: 13-43 (.302); 2014: 6-44 (.136); 2013: 2-5 (.400); 2012: 2-2 (1.000); 2011: 4-8 (.500).

### CAREER FIELDING STATISTICS

POSITION	PCT	G	GS	TC	PO	A	E	DP
Pitcher	1.000	131	0	19	5	14	0	0

### CAREER GAME BESTS

STRIKEOUTS — 4 (4/22/14 at Det.) ... IP — 3.0 (4/18/16 vs. LAA)  
 WINNING STREAK — 3 games (9/24/11-5/19/14) ... CONSECUTIVE SCORELESS IP — 11.0 (2x, 5/18-6/12/16)



# JOSE QUINTANA

# 62

## LEFT-HANDED PITCHER

**Given Name:** Jose Guillermo Quintana (kin-TAH-nuh)

**Bats:** Right **Throws:** Left

**Height:** 6-1 **Weight:** 220

**Opening Day Age:** 28 (January 24, 1989)

**Birthplace/Residence:** Arjona, Colombia/Barranquilla, Colombia

**First Pro Contract:** New York Mets, signed as a free agent, April 26, 2006.

**Sox Acquisition:** Signed as a free agent, November 10, 2011.

**Major League Service:** Four years, 133 days.

**Contract Status:** Signed through 2018 (club options for 2019 and 2020).

### 2016 SEASON

■ **American League Leaders:** T3rd-QS (23); 5th-WAR (4.8); 6th-IP (208.0); 7th-ERA (3.20); T7th-HR.9.0 IP (0.95); 8th-WHIP (1.16); 10th-Opp. OBP (.295); 11th-So (181).

■ Tied for 10th in the American League Cy Young Award voting after establishing career bests in wins (13), ERA (3.20), IP (208.0) and strikeouts (181) in his fifth season with the White Sox ... also set career lows in WHIP (1.16), opponents average (.246) and opponents on-base percentage (.295).

■ Reached 200.0-plus IP and 30-plus starts for the fourth consecutive season ... joined Madison Bumgarner, Cole Hamels, Jon Lester, Jeff Samardzija and Max Scherzer as the only pitchers to reach those marks over the last four seasons.

■ Became the first White Sox pitcher to record at least 30 starts, 200.0 IP and 160 strikeouts over four straight seasons Wilbur Wood from 1971-74.

■ Made his first career AL All-Star team ... was selected by AL manager Ned Yost to replace Cleveland's Danny Salazar.

■ Joined Edgar Renteria (five-time) and Julio Teheran (two-time) as the only native Colombians to make an All-Star team.

■ He and Chris Sale became the first Sox lefties since Gary Peters and Juan Pizarro in 1964 to earn All-Star honors in the same year.

■ Surrendered two earned runs or less 21 times, tied with Aaron Sanchez and Masahiro Tanaka for the third-most in the AL ... his seven starts of 7.0-plus IP and one run or less allowed tied for the seventh-most in the AL.

■ Surrendered 23 home runs, matching his career high (2013) ... allowed just 16 in 2015 (206.1 IP).

■ Went 7-5 with a 2.77 ERA (30 ER/97.1 IP) and 88 strikeouts over 14 starts at U.S. Cellular Field ... the 2.77 home mark was the second-lowest in the AL behind Chris Archer (2.65).

■ Was 5-0 with a 1.56 ERA (7 ER/40.1 IP) in six outings vs. the AL West ... recorded a 1.47 ERA (5 ER/30.2 IP) in April and a 1.95 mark (7 ER/32.1 IP) in July.

■ Went 5-2 with a 1.54 ERA (9 ER/52.2 IP), 47 strikeouts and seven quality starts over his first eight starts ... allowed two earned runs or less in each of the eight starts, tied for the fifth-longest streak in club history to open a season and the longest since Gary Peters (8) in 1963 (Elias).

■ Received his 53rd career no decision in his season debut on 4/5 at Oakland ... allowed two runs with no walks over 5.2 IP ... earned his first win on 4/11 at Minnesota (1 ER/6.0 IP) ... suffered his first loss on 4/17 at Tampa Bay (2 ER/6.0 IP).

■ Matched his career high (second time) with a four-game winning streak from 4/22-5/8, posting a 0.64 ERA (2 ER/28.0 IP) while allowing allowed one run or less in each start.

■ Earned the victory in his home debut on 4/22 vs. Texas, allowing four hits over 7.0 scoreless IP.

■ Earned his third win on 4/27 at Toronto, allowing just four hits with 10 strikeouts over 6.0 scoreless IP ... struck out 10-plus for the sixth time in his career.

### QUINTANA AMONG AL LEADERS IN 2016

Category	Rank	No.
QS	T3rd	23
fWAR	5th	4.8
IP	6th	208.0
ERA	7th	3.20
HR/9.0 IP	T7th	0.95
WHIP	8th	1.16

### MOST NO DECISIONS IN MLB SINCE 2012

Pitcher	ND
Jose Quintana	59
Edinson Volquez	56
Cole Hamels	54
James Shields	53

### 2016 AL ERA LEADERS

Pitcher, Club	ERA
Aaron Sanchez, TOR	3.00
Justin Verlander, DET	3.04
Masahiro Tanaka, NYY	3.07
Corey Kluber, CLE	3.14
Rick Porcello, BOS	3.15
J.A. Happ, TOR	3.18
Jose Quintana, SOX	3.20

### MOST QS BY AL LHP SINCE 2012

Pitcher	QS
David Price	113
Chris Sale	109
Jose Quintana	96
Dallas Keuchel	74

■ Worked 8.0 scoreless IP for his fourth win on 5/3 vs. Boston, lowering his ERA to 1.40 ... his scoreless streak was snapped at 20.0 IP in the fifth inning on a Hanley Ramirez solo home run.

■ His 1.40 ERA was the lowest by a Sox pitcher through the first six starts of a season since Britt Burns (1.30) in 1980 (Elias).

■ Allowed one run over 7.0 IP on 5/8 vs. Minnesota to improve to 5-1 with a 1.38 ERA (7 ER/45.2 IP) ... became the fifth Sox starter since 1923 to record an ERA of 1.38 or less over his first seven starts of a season, joining Wilbur Wood (1.30 in 1973 and 1.32 in 1972), Cisco Carlos (0.89 in 1967), Juan Pizarro (1.24 in 1964) and Monty Stratton (1.26 in 1937) ... source: STATS LLC.

■ Went 0-7 with a 4.58 ERA (30 ER/59.0 IP) over a nine-start span from 5/14-6/28 ... received one or no runs of support in eight of the nine outings.

■ His four-game winning streak was snapped on 5/14 at the Yankees despite allowing just two runs on five hits over 7.0 IP.

■ His season-opening streak of allowing two earned runs or less was snapped on 5/20 vs. Kansas City (4 ER/6.1 IP) ... surrendered just one hit over the first five innings before allowing three runs on five hits in the sixth.

■ Lost his career-high fourth straight start on 5/30 at the Mets despite allowing one run on six hits over 7.0 IP ... surrendered a solo home run to Neil Walker in the bottom of the seventh in the Mets' 1-0 victory ... it marked the fourth time in his career he has started a 1-0 White Sox loss.

■ Struck out 10 batters over 8.0 IP on 6/12 vs. Kansas City but allowed a career-high tying three home runs, including two to Cheslor Cuthbert ... recorded double-digit strikeouts for the 10th time in his career.

■ Received a no decision on 6/17 at Cleveland despite allowing just two runs on seven hits over 7.2 IP ... became the first Sox pitcher to receive zero or one run of support over seven consecutive starts since Ross Baumgarten from 6/21-8/24/80 (STATS LLC).

**VIVA COLOMBIA!**

A native of Barranquilla, Colombia, Quintana is one of just 20 Colombian natives to play in the major leagues. He intends to play for Team Colombia in the 2017 World Baseball Classic, the first tournament the country has qualified for since it began. In 2013, he was recognized by the Colombian government as part of "100 Colombianos," an honor bestowed by the Colombian President every year on 100 citizens living and working abroad who serve as examples of perseverance and success for the South American nation. An avid soccer player and fan, Quintana is a fan of Real Madrid.

- Ended his career-high, seven-game losing streak and nine-start winless stretch on 7/3 at Houston, allowing just one run on two hits over 7.0 IP ... held the Astros hitless following Jason Castro's double to lead off the third inning ... the win was his first since 5/8 vs. Minnesota.
- Earned his second straight victory on 7/9 vs. Atlanta (4 ER/6.0 IP) despite giving up a career-high tying three homers ... won back-to-back starts for the first time since 4/22-5/8 (four).
- Worked a scoreless fifth inning at the All-Star Game on 7/12 at San Diego's Petco Park ... surrendered a double to the Padres Wil Myers and struck out Washington's Wilson Ramos.
- Extended his winning streak to three on 7/19 at Seattle after allowing one run on six hits with seven strikeouts over 6.0 IP ... posted a no decision on 7/24 vs. Detroit despite allowing just three hits with one walk over 6.2 scoreless IP.
- Received a no decision on 8/10 at Kansas City despite allowing just one run on four hits over 7.1 IP ... held the Royals scoreless through seven innings and left the game with the White Sox leading, 1-0, and a runner on second base ... Nate Jones surrendered a game-tying, RBI single to Cuthbert.
- It marked the 27th start of his career where he threw 7.0-plus IP while allowing one run or less (Sox are 16-11 in those starts).
- Established a new career high with his 10th win on 8/21 vs. Oakland ... allowed two runs on eight hits with one walk and six strikeouts over 7.0 IP
- Surrendered a season-high seven runs on seven hits with eight strikeouts over 5.0 IP in a loss on 9/1 at Minnesota ... earned his 13th and final win on 9/24 at Cleveland, allowing one run on six hits over 6.0 IP.

**CAREER HIGHLIGHTS**

- Among major-league left-handers since 2012, ranks among the leaders in home runs per 9.0 IP (4th, 0.80), ERA (7th, 3.41), WHIP (7th, 1.24), starts (7th, 151), quality starts (7th, 96), walks per 9.0 IP (7th, 2.31), IP (8th, 951.0), strikeout-to-walk ratio (8th, 3.20), and strikeouts (9th, 781).
- His 59 no decisions since 2012 are the most in the major leagues (Edinson Volquez is next with 56).
- Is one of six pitchers to record 30-plus starts and 200.0-plus IP in each of the last four seasons, joining Madison Bumgarner, Cole Hamels, Jon Lester, Jeff Samardzija and Max Scherzer ... is the only one to work exclusively in the American League.
- Ranks seventh among major-league pitchers since 2013 with an 18.1 fWAR.
- Was selected to his first career All-Star Team in 2016 ... was chosen by AL manager Ned Yost to replace injured Cleveland starter Danny Salazar.
- Has struck out 10-plus batters seven times.

**2015 SEASON**

- **American League Leaders:** 2nd in QS (25); 4th in HR/9.0 IP (0.70); 5th in BB/9.0 IP (1.92); 6th in SO/BB (4.02); T7th in GS (32); 9th in ERA (3.36) and SO (177); 10th in IP (206.1).
- Set career-high marks in IP, quality starts, strikeout-to-walk ratio and walks per 9.0 IP.
- Reached 30-plus starts, 200.0-plus IP and 160-plus strikeouts for the third straight season, joining Madison Bumgarner, Cole Hamels, Felix Hernandez, Jon Lester, Jeff Samardzija, Max Scherzer and James Shields as the only pitchers to accomplish the feat every season since 2013.
- Became the first Sox leftie to make 30 starts in three straight seasons since Mark Buehrle from 2001-11.
- Received a 3.62 run support average (83 RS), the second-lowest mark in the AL and sixth-lowest in the majors.
- Went 9-5 with a 2.50 ERA (41 ER/147.1 IP) in 22 night starts (0-5 with a 5.49 mark in day games) ... his 2.50 night ERA was the lowest in the AL and fifth-lowest in the majors.
- Posted a 7-5 record with a 3.16 ERA (36 ER/102.2 IP) on the road (2-5 with a 3.56 mark at U.S. Cellular Field) ... his 3.16 ERA on the road was the fifth-lowest in the AL.

- Did not commit an error for the second straight season, the first White Sox starting pitcher to accomplish the feat since John Danks from 2010-11 (STATS LLC).
- Recorded a 3.05 ERA (13 ER/38.2 IP) in May, 3.27 (12/33.0) in June and 2.57 (12/42.0) in July ... his 1.50 ERA (6 ER/36.0 IP) in September was a career monthly low.
- Allowed 26 first-inning runs, third-most in the majors.
- Received a no decision in his season debut on 4/8 at Kansas City, allowing five runs on nine hits over 5.0 IP ... extended his career winless start stretch vs. the Royals to 13.
- Made five consecutive starts allowing two earned runs or less from 4/24-5/19, going 1-3 with a 2.18 ERA (8 ER/33.0 IP), 32 strikeouts and zero homers allowed (four QS) ... received just eight runs of support (2.18 RSA) during the five starts.
- Earned his first win on 4/14 at Cleveland (0 ER/6.0 IP) ... suffered the loss on 5/1 at Minnesota despite allowing just one run on six hits over 7.0 IP ... received zero runs of support.
- Made nine straight quality starts from 5/30-7/12, going 2-4 with a 2.82 ERA (19 ER/60.2 IP) and 53 strikeouts.
- Became the first Sox pitcher to make nine consecutive quality starts since Mark Buehrle from 4/27-6/16/11 (also nine).
- Made nine consecutive quality starts on the road from 5/1-7/29, the longest by a White Sox pitcher since Jake Peavy from 7/19/11-6/25/12 (11) ... went 4-4 with a 2.21 ERA (15 ER/61.0 IP), 59 strikeouts and a 3.69 RSA (25 RS) during that span.
- Earned his second victory on 5/13 at Milwaukee (1 ER/7.0 IP) ... struck out 10-plus batters for the fifth time in his career.
- Snapped a four-start winless stretch on 6/10 vs. Houston, allowing just one run on six hits over 7.0 IP.
- Struck out eight-plus batters with no walks over three straight starts from 7/1-12, the first Sox pitcher to accomplish the feat and sixth in major-league history ... the others: Chris Archer (5/27-6/7/15), Madison Bumgarner (7/31-8/11/15), Jacob deGrom (5/21-6/11/15), Clayton Kershaw (7/8-23/15) and Cliff Lee (9/16-27/13).
- Issued one walk over 41.2 IP from 6/26-7/24, becoming the first White Sox pitcher to issue one walk or less over a six-start span since Freddy Garcia from 5/3-31/06 (STATS LLC).
- Did not issue a walk in four straight road starts from 6/26-7/24 ... LaMarr Hoyt was the last Sox to accomplish the feat (team-record five straight from 7/1-8/7/83) ... the others: Elias.
- Earned the win on 7/1 at St. Louis (1 ER/6.0 IP), recording his 500th career strikeout (Randal Grichuk) in the first inning.
- Threw his first career complete game and shutout on 7/24 at Cleveland ... allowed just seven hits (six hits) with zero walks and eight strikeouts (120 pitches) ... retired 13 of the last 14 hitters he faced, including 10 straight in one stretch.
- Worked 7.0 scoreless IP and earned the win on 9/5 at Kansas City, snapping his 16-start winless stretch to begin his career vs. the Royals (six losses; 10 no decisions).
- The winless stretch was tied for the fourth-longest by a pitcher to start his career vs. a single opponent.
- Went 2-0 with a 1.50 ERA (6 ER/36.0 IP), .207 opponents average (28-135) and 29 strikeouts over his last five starts of the season ... allowed one run or less in four of the five contests.
- Received his 52nd career no decision in his last start of the season, allowing three runs on five hits over a career-high tying 9.0 IP (also 7/24 at Cleveland).

## 2014 SEASON

- **American League Leaders:** 2nd in HR/9.0 IP (0.45); T10th in starts (32); T11th in QS (21); T11th in SO/9.0 IP (8.00).
- Established career bests in ERA (3.32), IP (200.1), strikeouts (178), quality starts, strikeouts per 9.0 IP, strikeout-to-walk ratio (3.42) and home runs per 9.0 IP.
- Reached 200.0-plus IP and 30-plus starts for the second consecutive season.
- Joined Mark Buehrle (11 seasons), John Danks (twice), Mike Sirotko (twice) and Wilson Alvarez (twice) as the only White Sox left-handers since 1991 to make 30-plus starts and work 200.0-plus IP in multiple seasons.
- Allowed three earned runs or less 25 times, tied for the seventh-most among AL starters ... tied for fourth in the AL with 12 no decisions.
- Posted a 3.02 ERA (36 ER/107.1 IP) on the road, compared to a 3.68 (38 ER/93.0 IP) at U.S. Cellular Field.
- Surrendered just 10 home runs and did not allow multiple homers in a game.
- Earned his first win on 4/8 at Colorado (2 ER/7.0 IP) ... endured a six-start winless stretch from 4/13-5/10 ... made five quality starts during that span.
- Posted a no decision on 5/5 at the Cubs despite allowing just one run on one hit over 7.0 IP (retired first 14 batters faced) ... snapped the streak on 5/16 at Houston (W; 2 ER/5.0 IP).
- Suffered the loss on 6/2 at Dodger Stadium after allowing five unearned runs (all in the sixth inning) over 6.0 IP ... held Los Angeles scoreless on two hits over the first five frames.
- Issued four walks on 6/8 at Angel Stadium, snapping a 46-start streak with three or fewer.
- Went 3-0 with a 1.69 ERA (11 ER/58.2 IP) and 56 strikeouts over a nine-start span from 6/19-8/3 (seven quality starts) ... the winning streak matched his career long (second time).
- Threw a career-high 20.2 consecutive scoreless IP from 6/24-7/10 ... made consecutive scoreless starts on 6/29 at Toronto (7.0 IP) and 7/5 vs. Seattle (7.2) ... retired the first 11 batters of the game and struck out 10 vs. the Mariners.
- Received four straight no decisions from 7/5-23 ... recorded a 2.03 ERA (6 ER/26.2 IP) and received a 0.68 RSA (2 RS).
- Posted a ND on 7/5 vs. Seattle despite working 7.2 scoreless IP ... was his seventh career outing of 7.0-plus scoreless IP without earning a win, passing Joel Horlen for the most such starts in club history.



- Lost on 8/13 at San Francisco (4 ER/6.2 IP) despite carrying a two-hit shutout into the seventh ... umpires overturned an out call at home plate, leading to seven Giants runs.
- Matched his career best (third time) with a three-game winning streak from 8/31-9/19 ... owned a 1.65 ERA (5 ER/27.1 IP) and struck out 29 during the stretch.
- Struck out a career-high 13 in a win on 9/13-1 vs. Minnesota (1 ER/7.0 IP) ... joined Chris Sale (five times), Juan Pizarro (five), Jack Harshman (once), Thornton Lee (once), Gary Peters (once), and Doc White (once) as the only left-handers in White Sox history to strike out 13-plus hitters in a game.
- Lost his final start on 9/25 vs. Kansas City (5 ER/7.1 IP) ... reached the 200.0 IP mark in that game.
- Agreed to terms on a five-year, \$26.5-million contract with club options for 2019 and 2020 on 3/24.

## 2013 SEASON

- Led the White Sox in starts (33) and winning percentage (.563) in his first full season in the majors ... his 3.51 ERA ranked fifth among AL left-handers.
- Became the youngest pitcher (age 24) to lead the Sox in starts since Mark Buehrle in 2002 (34 starts at age 23).
- Joined Chris Sale (214.1 IP) as the only left-handed teammates in franchise history under the age of 25 to record 200.0 or more IP in the same season.
- Set a White Sox and AL record with 17 no decisions (Bert Blyleven owns the major-league record with 20 in 1979) ... did not factor in the decision in more than three straight starts.
- Lowered his ERA from 3.71 (47 ER/114.0 IP) in the first half to 3.24 (31 ER/86.0 IP) in the second ... posted a sub-3.00 mark in July (2.79) and Sept. (2.80).
- Limited right-handers to a .242 average (134-554), the fourth-best mark among AL LHP ... held opponents to a .236 average (37-157) with RISP.
- Chicago went 15-18 in his starts ... averaged 101.1 pitches per start ... made 17 quality starts ... left with the lead 12 times and the game tied on five occasions.
- Recorded 18.2 consecutive scoreless IP from 4/12-24 ... posted a no decision on 4/12 at Cleveland despite allowing just one hit with no walks over 7.0 scoreless IP.
- Worked at least 7.0 scoreless IP and received a no decision for the fourth time in his career (also 6/17/12 at Los Angeles-NL, 6/24/12 vs. Milwaukee and 7/5/12 vs. Texas).
- Threw 6.1 scoreless IP in a victory on 5/21 vs. Boston ... held the Red Sox hitless until David Ortiz singled with one out in the seventh inning.
- Received a no decision in seven consecutive starts from 6/1-7/4 ... joined Dylan Axelrod (five no decisions in June) as the first teammates in baseball history to each make five-plus starts in a single month and not factor in the decision in any of the games (Elias).
- Received a no decision on 7/4 vs. Baltimore despite allowing just two hits over 7.0 scoreless IP ... it was his fifth career ND after working 7.0-plus scoreless IP.
- Became the first pitcher since Roger Clemens (2005-06) to work at least 7.0 scoreless IP five times over a two-season span and receive five no decisions (STATS LLC) ... also became the first pitcher in history to have five such starts over his first 39 career starts.
- Snapped his seven-start winless stretch on 7/9 at Detroit, allowing three runs over a career-high tying 8.0 IP.
- Set a franchise record with his 15th no decision on 8/22 at Kansas City (3 ER/7.0 IP).
- Established an AL record with his 17th no decision on 9/11 vs. Detroit (7.0 scoreless IP) ... the ND was the sixth of his career working at least 7.0 scoreless IP, which tied Joel Horlen for the most such starts in franchise history (STATS LLC).
- Following a five-start winless stretch, recorded consecutive victories on 9/17 vs. Minnesota (1 ER/6.0 IP) and 9/23 vs. Toronto (2 ER/7.1 IP).

## 2012 SEASON

- Appeared in 25 games (22 starts) with Chicago after starting the season with Class AA Birmingham.
- Received 10 no decisions, tied for the fourth most in the AL ... became the first pitcher in the modern era (since 1900) to work 8.0 scoreless IP three times in a season and receive a no decision in all three outings (Elias).
- Became the first rookie since Detroit's Justin Verlander in 2006 to throw 8.0 scoreless IP or more three times in a season and first White Sox rookie to accomplish the feat since Britt Burns in 1980 (STATS LLC).
- Posted a 3.97 ERA (57 ER/129.1 IP) in 22 starts and worked 7.0 scoreless IP in three relief outings.
- Went 4-1 with a 2.04 ERA (13 ER/57.1 IP) in the first half and 2-5 with a 5.01 mark (44 ER/79.0 IP) after the break.
- Was 1-0 with a 0.42 ERA (1 ER/21.1 IP) in three interleague starts ... the 0.42 ERA ranked second in the majors.
- Was recalled from Birmingham prior to a doubleheader on 5/7 at Cleveland ... made his major-league debut in the first game, working 5.2 scoreless IP in relief.
- Became the first White Sox reliever to work 5.2 scoreless IP or more in his major-league debut since at least 1920 (STATS LLC) and the first in baseball since Minnesota's Jeff Holly on 5/1/77 vs. Detroit (7.0 IP).
- Also became the first Sox pitcher to work at least 5.2 IP in his debut since Jack McDowell on 9/15/87 vs. Minnesota (7.0).
- Was optioned to Birmingham following the game ... was recalled from Class AAA Charlotte on 5/25 for the remainder of the season (did not make an appearance with the Knights).
- Earned the victory in his first career start on 5/25 vs. Cleveland, allowing two runs on four hits over 6.0 IP ... became just the third White Sox starter since 1999 to earn the win in his first career start, joining Kip Wells (8/2/99 at Detroit) and Lucas Harrell (7/30/10 vs. Oakland).
- Was ejected from his second start on 6/1 at Tampa Bay (3.2 IP) by umpire Mark Wegner after throwing a pitch behind Ben Zobrist (no warnings were issued prior to ejection).
- Faced 100 consecutive batters from 6/6-29 without issuing a walk, tied for the fourth-longest stretch in baseball and the longest by a Sox pitcher since Mark Buehrle (101) from 5/13-6/4/09.
- Compiled a 16.0 scoreless IP streak from 6/17-24, the sixth-longest by a rookie in Sox history ... received a no decision on 6/17 at Los Angeles-NL despite throwing 8.0 scoreless IP ... recorded his second consecutive no decision after throwing 8.0 scoreless IP on 6/24 vs. Milwaukee.
- Earned the win in his first career start at Yankee Stadium on 6/29 (6 ER/6.0 IP) ... worked 8.0 scoreless IP and received a no decision for the third time on 7/19 at Boston.
- Made three straight quality starts to begin August ... allowed just one run and struck out seven over 7.2 IP on 9/10 vs. Detroit.
- Made nine starts with Birmingham, allowing three earned runs or less in all nine outings ... was named to the Southern League midseason All-Star Team.
- Acquisition recommended by Daraka Shaheed/Joe Siers.

## 2011 SEASON

- Went 10-2 with a 2.91 ERA (33 ER/102.0 IP) in 30 games (12 starts) with Class A Tampa in the Yankees organization.
- Was named Florida State League Pitcher of the Week for 7/11-17.

## 2010 SEASON

- Combined to go 3-2 with a 3.26 ERA (14 ER/38.2 IP), one save and 44 strikeouts in 20 games (three starts) with Rookie Gulf Coast League Yankees and Class A Charleston ... opponents batted .178 (25-140).

## 2009 SEASON

- Spent his second straight season with the Dominican Summer League Yankees, going 2-1 with a 2.32 ERA (13 ER/50.1 IP) and 80 strikeouts in 14 starts ... averaged 14.3 strikeouts per 9.0 IP.

## 2008 SEASON

- Was 3-2 with a 1.96 ERA (12 ER/55.0 IP) and 76 strikeouts in 15 games (12 starts) with the DSL Yankees ... averaged 12.4 strikeouts per 9.0 IP.

## 2007 SEASON

- Did not pitch after receiving a 50-game suspension for violating terms of Minor League Baseball's Drug Program.

## 2006 SEASON

- Debuted with the Venezuelan Summer League Mets.

## COMMUNITY INVOLVEMENT

- In 2016, participated in a pitching clinic for youth players during Sox Serve Week.
- Visited patients at Comer Children's Hospital in 2015 and with local children at Armour Square Park in 2014.
- In 2013, participated in "White Sox Day at the Zoo" at Brookfield Zoo ... recognized by the Colombian government as a part of "100 Colombianos," an honor bestowed by the Colombian President every year on 100 citizens living and working abroad who serve as examples of perseverance and success for the South American nation.
- In 2012, attended the "Celebrity Bowling Classic" benefiting the Comer Children's Hospital and Lurie Children's Hospital of Chicago and participated in a U.S. Cellular Field experience at the Bulls/Sox Academy.

## MISCELLANEOUS/PERSONAL

- Married Michelle ... has one daughter: Ariana.
- Twitter: @jose Quintana24.
- Is one of 20 players born in Colombia to appear in the majors all-time (most recent players include Ernesto Frieri, Edgar Rentería, Donovan Solano and Julio Teheran).
- He and Orlando Cabrera (2008) are the only Colombian natives to play for the White Sox.

## Game No. 163

The White Sox have played 163 games in a season six times in franchise history, including a one-game playoff victory vs. Minnesota on September 30, 2008. The Sox also played 163 games in 1961, 1966, 1974, 1985 and 1998. Results from Chicago's 163rd games:

Date	Opponent	Winning Pitcher	Losing Pitcher	Result
9/30/61	at Baltimore	Milt Pappas	Don Larson	L, 4-3
10/2/66	vs. New York-AL	Al Downing	Greg Bollo	L, 2-0
10/2/74	vs. Kansas City	Rich Gossage	Bruce Dal Canton	W, 5-4 (12)
10/6/85	vs. Seattle	Ed Correa	Mike Moore	W, 3-2
9/27/98	at Kansas City	James Baldwin	Tim Belcher	W, 7-6
9/30/08	vs. Minnesota	John Danks	Nick Blackburn	W, 1-0

FRONT OFFICE  
FIELD STAFF  
PLAYERS  
OPPONENTS  
2016 REVIEW  
HISTORY  
RECORDS  
MINOR LEAGUES  
MEDIA/MISC.

### CAREER PLAYING RECORD

YEAR	CLUB	W-L	PCT	ERA	G	GS	CG	SHO	SV	IP	H	R	ER	HR	HB	BB-I	SO	WP	BK	AVG
2006	VSL Mets	0-1	.000	8.44	3	0	0	0	0	5.1	6	7	5	0	2	8-0	5	0	0	.318
2007		DID NOT PITCH																		
2008	DSL Yankees	3-2	.600	1.96	15	12	0	0	0	55.0	36	17	12	0	5	24-0	76	5	0	.186
2009	DSL Yankees	2-1	.667	2.32	14	14	0	0	0	50.1	25	17	13	0	3	37-0	80	6	1	.149
2010	GCL Yankees	3-1	.750	2.31	15	0	0	0	1	23.1	14	11	6	0	3	8-0	32	1	0	.169
	Charleston	0-1	.000	4.70	5	3	0	0	0	15.1	11	10	8	1	1	10-0	12	0	0	.193
2011	Tampa	10-2	.833	2.91	30	12	0	0	1	102.0	86	35	33	5	1	28-0	88	7	0	.236
2012	Birmingham	1-3	.250	2.77	9	9	0	0	0	48.2	43	17	15	1	0	14-0	41	2	0	.240
	WHITE SOX	6-6	.500	3.76	25	22	0	0	0	136.1	142	62	57	14	3	42-4	81	10	2	.275
2013	WHITE SOX	9-7	.563	3.51	33	33	0	0	0	200.0	188	83	78	23	5	56-2	164	2	1	.247
2014	WHITE SOX	9-11	.450	3.32	32	32	0	0	0	200.1	197	87	74	10	2	52-3	178	7	0	.257
2015	WHITE SOX	9-10	.474	3.36	32	32	1	1	0	206.1	218	81	77	16	8	44-4	177	5	0	.272
2016	WHITE SOX	13-12	.520	3.20	32	32	0	0	0	208.0	192	76	74	22	4	50-1	181	10	1	.246
<b>MINOR TOTALS</b>		<b>19-11</b>	<b>.633</b>	<b>2.76</b>	<b>91</b>	<b>50</b>	<b>0</b>	<b>0</b>	<b>2</b>	<b>300.0</b>	<b>221</b>	<b>114</b>	<b>92</b>	<b>7</b>	<b>15</b>	<b>129-0</b>	<b>334</b>	<b>21</b>	<b>1</b>	<b>.208</b>
<b>MLB TOTALS</b>		<b>46-46</b>	<b>.500</b>	<b>3.41</b>	<b>154</b>	<b>151</b>	<b>1</b>	<b>1</b>	<b>0</b>	<b>951.0</b>	<b>937</b>	<b>389</b>	<b>360</b>	<b>85</b>	<b>22</b>	<b>244-14</b>	<b>781</b>	<b>34</b>	<b>4</b>	<b>.258</b>

### CAREER TRANSACTIONS

- Signed by New York-NL as a free agent (4/26/06).
- On Minor League Baseball Suspended list (5/15-7/16/07).
- Signed by New York-AL as a free agent (3/10/08).
- Signed by the White Sox as a free agent (11/10/11).

### CAREER PITCHING BREAKDOWN

**Quality Starts** — Career: 96; **2016:** 23; **2015:** 25; **2014:** 21; **2013:** 17; **2012:** 10.  
**Club Record As A Starter** — Career: 70-81; ; **2016:** 17-15; **2015:** 14-18; **2014:** 12-20; **2013:** 15-18; **2012:** 12-10.  
**Starts Lasting At Least 6.0/7.0/8.0 IP** — Career: 114/60/11; **2016:** 27/14/3; **2015:** 27/14/3; **2014:** 25/13/0; **2013:** 22/11/1; **2012:** 13/8/4.

### CAREER FIELDING STATISTICS


POSITION	PCT	G	GS	TC	PO	A	E	DP
Pitcher	.971	153	151	138	20	114	4	13

### CAREER GAME BESTS

**STRIKEOUTS** — 13 (9/13/13 vs. Min., 7.0 IP) ... **IP** — 9.0 (2x, last 9/30/15 vs. K.C. ... **CG** — 1 (7/24/15 at Cle.)  
**SHO** — 1 (7/24/15 at Cle.) ... **WINNING STREAK** — 4 games (7/3-8/4/16)  
**CONSECUTIVE SCORELESS IP** — 20.2 (6/24-7/10/14)







# DAVID ROBERTSON 30

## RIGHT-HANDED PITCHER

**Given Name:** David Alan Robertson  
**Bats:** Right      **Throws:** Right  
**Height:** 5-11      **Weight:** 195  
**Opening Day Age:** 31 (April 9, 1985)  
**Birthplace/Residence:** Birmingham, Ala./Chicago, Ill.  
**First Pro Contract:** New York Yankees, selected in the 17th round, June 2006 First-Year Player Draft.  
**Sox Acquisition:** Signed as a free agent, December 10, 2014.  
**Major League Service:** Eight years, 70 days.  
**Contract Status:** Signed through 2018.

### 2016 SEASON

- **American League Leaders (Relievers):** T4th-Saves (37).
- Tied for fourth in the American League with 37 saves, the third consecutive season he has reached that milestone.
- Joined Bobby Thigpen (1988-91), Roberto Hernandez (1995-96), Bobby Jenks (2006-08) and Keith Foulke (2000-01) as the only pitchers in White Sox history to record 30 saves in back-to-back seasons.
- His numbers increased from 2015 in WHIP (1.36 from 0.93) and opponents average (.231 from .196) and decreased in strikeouts per 9.0 IP (10.83 from 12.22) and strikeout-to-walk ratio (2.34 from 6.62).
- Limited left-handers to a .212 (25-118) average, compared to .252 (28-111) vs. right-handers.
- Went 4-0 with a 2.10 ERA (7 ER/30.0 IP) over 30 games at home, compared to 1-3 with a 4.73 ERA (17 ER/32.1 IP) over 32 games on the road.
- Allowed 16 of his 24 runs over four outings: 5/28 at Kansas City (6 ER/0.2 IP), 6/8 vs. Washington (3 ER/0.1 IP), 7/18 at Seattle (4 ER/0.2 IP) and 7/24 vs. Detroit (3 ER/1.0 IP) ... ERA was 1.21 (8 ER/59.1 IP) over his 58 other appearances.
- His ERA increased from 0.96 on 5/23 to 4.37 following his outing on 6/8 against the Nationals ... gave up two runs over 13.2 IP with 10 saves in 10 chances over his next 14 outings from 6/9-7/6 to lower his ERA to 3.22 ... allowed seven runs over 4.0 IP in four games from 7/18-24 as his ERA jumped to 4.22 ... rebounded to record a 1.64 ERA (4 ER/22.0 IP) over his final 23 appearances, lowering his final mark to 3.47.
- Converted his first six save chances of the season, allowing two hits over 6.1 scoreless IP ... earned saves in the White Sox first two games of the season at Oakland, working 1.0 scoreless IP in each outing ... pitched 1-2-3 innings to save each of the Sox three wins in a sweep from 4/11-14 at Minnesota.
- Recorded the final four outs for his sixth save on 4/20 vs. the Angels, his first save of more than 1.0 IP since 5/16/15 at Oakland (also 1.1 IP).



### HIGHEST SO/9.0 IP IN MLB HISTORY

Pitcher	SO/9.0 IP
Billy Wagner	11.92
Brad Lidge	11.92
<b>David Robertson</b>	<b>11.88</b>
Carlos Marmol	11.60
Yu Darvish	11.32

\*Min. 500.0 IP

### MLB SAVES LEADERS FROM 2014-16

Pitcher	SV
Mark Melancon	131
Kenley Jansen	127
Francisco Rodriguez	126
Zach Britton	120
Craig Kimbrel	117
<b>David Robertson</b>	<b>110</b>

- Suffered his first blown save on 4/23 vs. Texas (1 ER/1.0 IP) ... worked a perfect ninth inning for his seventh save the following day against the Rangers.
- Was on the Bereavement List from 4/28-30 ... recorded his 10th save on 5/8 vs. Minnesota ... worked 2.0 IP for the first time in 2016 on 5/17 vs. Houston.
- Converted 13 consecutive save chances from 5/22-7/3, allowing one run on 10 hits with 18 strikeouts over 13.1 IP.
- Allowed a career-high six runs in 0.2 IP on 5/28 at Kansas City ... entered the game in the ninth with a 7-1 lead.
- Suffered his first loss on 6/19 at Cleveland, allowing a game-ending single to Jose Ramirez in the 10th ... recorded his second four-out save of the season (18th career) on 6/21 at Boston.
- Earned his 100th career save on 6/25 vs. Toronto, retiring Edwin Encarnacion and Michael Saunders to work out of a bases-loaded, one-out jam.
- Posted his 20th save on 6/26 vs. Toronto with a perfect ninth inning ... struck out the side in the ninth for his 21st save on 6/30 vs. Minnesota ... saved wins on 7/2-3 at Houston.
- Was charged with his third blown save on 7/18 at Seattle after allowing four runs on three hits over 0.2 IP ... surrendered a game-ending, three-run home run to pinch-hitter Adam Lind ... entered the game with the White Sox leading 3-0.
- Earned two wins on 7/24 vs. Detroit, becoming the first Sox pitcher to accomplish the feat since Tom Seaver on 5/9/84 vs. Milwaukee ... Seaver's first win came as a reliever in the Sox 25-inning victory.
- Worked 1.1 IP against the Tigers in the completion of a suspended game from 7/23 ... suffered his fourth blown save but earned the win in the regularly scheduled game ... entered in the ninth with a 4-1 lead but surrendered solo homers to Nick Castellanos, Tyler Collins and Jarrod Saltalamacchia.
- Earned his 24th save on 7/26 vs. the Cubs, his first perfect inning in a save situation since 6/26 vs. Toronto.
- Suffered four blown saves in eight chances from 7/18-8/10, including back-to-back games on 8/9-10 at Kansas City ... converted his next six save opportunities from 8/12-28, throwing 6.2 scoreless IP.
- Reached 30 saves for the third consecutive season on 8/17 at Cleveland.
- Underwent arthroscopic surgery on 10/27 to clean up the meniscus in his left knee.

## CAREER HIGHLIGHTS

- Is the only pitcher in major-league history to average at least 10.0 strikeouts per 9.0 IP in each of his first nine seasons (2008-16) ... the previous record of three was shared by Dick Radatz, Troy Percival, Mark Prior and Takashi Saito.
- His career average of 11.88 SO/9.0 IP (799 SO/603.1 IP) ranks third in major-league history among pitchers with 500.0-plus IP behind Billy Wagner (11.92) and Brad Lidge (11.92).
- Ranks seventh in White Sox history with 71 saves, four behind Terry Foster.
- Ranks second in Yankees history with 116 holds, ninth with 402 appearances and 10th with 47 saves.
- Has limited first batters faced to a .182 (86-472) average, the seventh-best among active pitchers and the seventh-lowest mark in the major leagues since 1974.
- Left-handers are hitting just .195 (182-935), including a .180 (128-710) mark since 2011.
- Retired 25 consecutive batters faced with the bases loaded from 4/19/11-8/12/13, the longest streak in the majors since Jeff Brantley retired 30 in a row from 1989-91.
- Tied for the major-league lead with 97 holds from 2011-13, recording 30 or more each season.
- Pitched in 19 playoff games with the Yankees from 2009-12, going 3-0 with a 3.71 ERA (7 ER/17.0 IP) and 17 strikeouts.

## 2015 SEASON

- **American League Leaders (Relievers): 1st Batter Eff.** (.100); **2nd-SO/BB** (6.62); **4th-SO/9.0 IP** (12.22); **T4th-wins** (6); **6th-SO** (86); **6th-Opp. OBP** (.241); **6th-BR/9.0 IP** (8.53); **T6th-Saves** (34); **10th-Opp. AVG** (.196).
- Was the White Sox nominee for the Roberto Clemente Award presented by Chevrolet.
- Posted 30-plus saves for the second consecutive season ... his 34 saves tied for sixth in the AL and tied for the eighth-highest total in White Sox history.
- His average of 12.22 strikeouts per 9.0 IP (86 SO/63.1 IP) ranks fourth in Sox history among relievers, trailing only Sergio Santos (13.07 in 2011), Roberto Hernandez (12.67 in 1995) and Octavio Dotel (12.36 in 2008).
- Limited first batters to a .100 (6-60) average, the best success rate in both the AL and White Sox history ... left-handers hit just .175 (17-97) with 36 strikeouts.
- Struck out two or more batters in 28 of his 60 appearances, including three or more on eight occasions.
- Converted all 15 save chances vs. the AL Central, going 2-1 with a 2.39 ERA (7 ER/26.1 IP) and 39 strikeouts over 26 outings.
- Seventeen of his 24 earned runs allowed came over eight games, including four outings in September.
- Began his Sox career with 12 consecutive scoreless appearances from 4/9-5/9 (12.0 IP), going 2-0 with 21 strikeouts while converting all five save opportunities.
- Made his White Sox debut on 4/9 at Kansas City (his 30th birthday), working 1.0 scoreless IP.
- Earned his first save with the Sox on 4/11 vs. Minnesota, striking out the side in a perfect ninth inning ... struck out all three batters he faced for his second save on 4/15 at Cleveland.
- Recorded multiple strikeouts in five straight appearances from 4/14-26 (12 total) ... earned his first win with Chicago on 4/20 vs. Cleveland after working a perfect ninth with two strikeouts.
- Struck out the side to earn the win on 4/26 vs. Kansas City in a game resumed from 4/24 (suspended due to rain) ... earned the save with a perfect ninth in the regularly scheduled game on 4/26 ... became the first Sox to earn a win and save on the same day since Bob Howry on 8/21/99 (Elias).
- Allowed his first two runs with the Sox on 5/10 vs. Cincinnati, suffering his first blown save before earning his third win.
- Was charged with back-to-back blown saves on 5/26-27 at Toronto ... allowed a game-ending home run to Josh Donaldson on 5/26 and a game-tying shot to Donaldson on 5/27.

## HIGH SOCKS FOR HOPE

In 2011, along with his wife, started High Socks For Hope: The David and Erin Robertson Foundation. The Robertsons started the foundation in response to the devastating tornado that struck Tuscaloosa, Ala, David's hometown. They provided basic necessities and emergency supplies to victims, survivors and their families. In addition to assisting survivors of natural disasters around the country, David and Erin also help homeless veterans with furnished homes, and provide housing for people with Alzheimer's and types of dementia.

- Saved all three games of the White Sox sweep of Houston on 6/8-10 at U.S. Cellular Field.
- Converted seven consecutive save chances from 6/20-7/17 ... allowed two runs on five hits with 12 strikeouts over 7.0 IP.
- Retired a team season-high 26 straight batters from 8/16-9/8 ... recorded his 600th career strikeout on 9/14 vs. Oakland.
- Posted a 10.13 ERA (9 ER/8.0 IP) over his final eight outings, raising his season ERA from 2.44 to 3.41.
- Recorded his 30th save on 9/19 at Cleveland and his 34th and final on 10/2 vs. Detroit.

## 2014 SEASON

- Went 4-5 with a 3.08 ERA (22 ER/64.1 IP), 39 saves and 96 strikeouts in 63 relief appearances with the Yankees.
- Ranked third among American League relievers in saves, fourth in games finished (55) and fifth in strikeouts per 9.0 IP (13.43) and save percentage (88.6, 39-44).
- Limited opponents to a .192 (45-234) average ... lefties hit .157 (20-127) with one home run, with right-handers at .234 (25-107) with six home runs.
- Became the sixth pitcher in Yankees history to reach 35 saves in a season, joining Mariano Rivera (12 times), Dave Righetti (twice), Sparky Lyle (once), John Wetteland (once) and Rafael Soriano (once).
- Averaged 14.22 strikeouts per 9.0 IP (89 SO/56.1 IP) over his final 55 appearances of the season.
- Became the fourth Yankee with at least 23 saves prior to the All-Star break (since 1969), joining Rivera (seven times), Wetteland (once) and Lyle (once).
- Was on the 15-day disabled list from 4/7-22 with a left groin strain ... recorded four-out saves in back-to-back opportunities on 5/15 at the Mets and 5/18-1 vs. Pittsburgh.
- Suffered his first loss and blown save on 5/23 at the White Sox, allowing a game-ending, two-run homer to Adam Dunn in the ninth inning.
- Did not allow a home run over a 27-game stretch from 6/3-8/17 ... converted 22 straight save opportunities from 6/5-8/23, the third-longest such streak in the majors in 2014 behind Craig Kimbrel (26) and Huston Street (23).
- Made his third appearance in as many games on 8/19 vs. Houston, allowing a go-ahead, three-run homer to Chris Carter in the ninth ... had not allowed a home run in his last 27 games from 6/3-8/17.
- Recorded his 500th career strikeout (Tyler Flowers) on 8/22 vs. the White Sox ... became the fastest pitcher in Yankees history (376.2 IP) to reach 500 strikeouts, breaking the mark of 486.1 IP set by David Cone.
- Made his third appearance in as many days on 8/24 vs. the White Sox, allowing a game-tying solo home run to Avisail Garcia in the ninth for his third blown save.
- Recorded his 45th career save on 9/17 at Tampa Bay, moving past Rafael Soriano (44) into 10th place on the Yankees all-time list.
- Made his 400th career appearance on 9/23 vs. Baltimore.
- Suffered his fifth blown save on 9/25 vs. Baltimore after allowing three runs (two home runs) in the ninth inning ... recorded the win after Derek Jeter hit a walkoff single in the bottom of the inning in his final career game at Yankee Stadium.

## 2013 SEASON

- Went 5-1 with a 2.04 ERA (15 ER/66.1 IP), 33 holds, three saves and 77 strikeouts in 70 relief appearances ... ranked second among AL relievers in holds and 10th in ERA.
- Limited opponents to a .213 (51-239) average, including a .175 (22-126) mark by left-handers.
- Averaged 10.45 strikeouts per 9.0 IP, retired 54-70 (77.1 percent) of first batters faced and allowed 6-12 (50.0 percent) inherited runners to score.
- Was a finalist in the AL All-Star Final Vote.
- Threw 20.1 consecutive scoreless IP over 21 outings from 6/19-8/9, the longest single-season streak of his career ... allowed one earned run in 29 games (29.1 IP) from 6/19-8/30.
- Made his 300th career appearance on 6/19-1 vs. the Dodgers ... his save on 8/12 vs. the Angels was his first since 9/20/12 vs. Toronto ... allowed a Josh Hamilton double to snap an 0-23 stretch by opponents with runners on base.
- Allowed a two-run single to Josh Phegley with the bases loaded in the eighth inning on 9/4 vs. the White Sox ... had retired each of his previous 25 batters faced with the bases loaded dating back to 4/19/11.
- Missed five games (9/6-10) with right shoulder tendinitis.

## 2012 SEASON

- Was 2-7 with a 2.67 ERA (18 ER/60.2 IP), 30 holds and 81 strikeouts in 65 relief appearances.
- Ranked among the AL relief leaders in holds (T3rd), strikeouts per 9.0 IP (4th, 12.02) and strikeouts (8th).
- Opponents batted .229 (52-227), with left-handers at .208 (25-120) and right-handers at .252 (27-107).
- Did not allow a run in his first 13 appearances from 4/6-5/8 (13.0 IP, 23 SO) ... threw 26.1 IP consecutive scoreless IP from 9/11-5/8/12, the longest streak by a Yankees pitcher since Mariano Rivera (30.2 IP) from 7/22-10/2/99.
- Struck out eight consecutive batters from 4/29-5/4, one shy of the Yankees record in the expansion era (1961-), trailing only Ron Davis (9 in 1981).
- Allowed four runs in 0.2 IP on 5/9 vs. Tampa Bay to record his first loss and blown save ... marked his first runs allowed in 2012 and his most since 7/2/10 vs. Toronto.
- Gave up a solo home run to Matt Joyce, just his second allowed over a 99-game span (96.0 IP) dating back to 8/31/10 at Baltimore ... also snapped a personal streak of 231 opponent at-bats at home without allowing a home run, the longest such stretch by any pitcher in the new Yankee Stadium.
- Was on the 15-day disabled list from 5/14-6/14 with a left oblique strain (missed 28 games).
- Struck out his 300th career batter (Vinny Rottino) on 6/24 at the Mets ... reached the mark in fewer IP (219.2) than all but two pitchers in major-league history: Billy Wagner (194.1) and Brad Lidge (210.2).
- Pitched on three straight days for the first time in his career from 8/26-28 (five times in a six-game stretch from 8/22-28).
- Became a father for the first time with the birth of his son, Luke Joseph, on 8/27 ... pitched in that night's game vs. Toronto, tossing a scoreless eighth inning.
- Was 1-0 with a 1.42 ERA (1 ER/6.1 IP) in six postseason relief appearances ... earned the win in Game 3 of the ALDS vs. Baltimore after pitching a scoreless 11th and 12th inning.

## 2011 SEASON

- Was 4-0 with a 1.08 ERA (8 ER/66.2 IP), 34 holds and 100 strikeouts in a team-high 70 relief appearances.
- Led all AL relievers in ERA and strikeouts and ranked among the leaders in holds (T1st), strikeouts per 9.0 IP (2nd, 13.5), opponents average (3rd, .170) and games (5th, 70).
- His 13.5 strikeouts per 9.0 IP set a franchise record for relievers, while his 100 strikeouts were the most by a Yankees reliever since Mariano Rivera fanned 130 in 1996.

- Became the third pitcher in major-league history to strike out at least 100 batters while throwing less than 70.0 IP, joining Billy Wagner (1997 with Houston and 2010 with Atlanta) and Joel Hanrahan (2010 with Pittsburgh).
- Received one point in the AL Cy Young Award voting.
- Held lefties to a .156 (19-22) average with no home runs, while right-handers batted .170 (40-235) with one homer.
- Opponents batted .053 (1-19) with 14 strikeouts with the bases loaded ... according to Elias, his 14 strikeouts matched the most by a pitcher in the last 35 seasons, joining Nolan Ryan (1977 Angels) and Mark Littell (1978 Cardinals).
- Held opponents hitless in their last 23 at-bats with men on base to close out the season.
- Posted a 0.25 ERA (1 ER/36.0 IP) on the road, with the lone run coming on J.J. Hardy's solo homer on 8/29 at Baltimore ... established a major-league record by holding opponents scoreless in his first 28 road outings (28.2 IP), breaking Mariano Rivera's record of 24 set in 2005.
- Did not allow a home run over a franchise-record 71 consecutive appearances (68.0 IP) from 8/31/10-8/28/11, surpassing Rivera's 61-game stretch from 8/19/05-7/17/06.
- Was named to his first career All-Star Game, tossing a scoreless second inning in a 5-1 win over the NL on 7/12 at Arizona's Chase Field.
- Allowed one earned run on 11 hits in 26.2 IP over his final 27 outings of the season ... the span was bookended by a pair of 13-game scoreless streaks from 7/26-8/28 and 9/1-28.
- Did not allow a run in 13 September outings, surrendering four hits with 19 strikeouts over 13.1 IP.
- Earned the win and improved to 4-0 in the Yankees AL East-clinching victory on 9/21-2 vs. Tampa Bay ... entered the game with one out and the bases loaded and induced a Ben Zobrist double play on his first pitch ... was his third career one-pitch win (also 7/22/08 vs. Minnesota and 6/4/09 vs. Texas).
- Appeared in two games of the ALDS vs. Detroit, tossing 2.0 scoreless IP.

## 2010 SEASON

- Was 4-5 with a 3.82 ERA (26 ER/61.1 IP), 14 holds and 71 strikeouts in 64 relief appearances with the Yankees.
- Averaged 10.42 strikeouts per 9.0 IP, seventh-best among AL relievers.
- Allowed 11 earned runs in 7.1 IP over his first 10 appearances from 4/4-5/7 ... posted a 2.50 ERA (15 ER/54.0 IP) in 54 appearances from 5/8 through the end of the season.
- Was removed from 5/29 loss vs. Cleveland with a mild lower back strain ... did not pitch for six days.
- Made 19 straight scoreless appearances from 7/4-8/21, allowing nine hits with 24 strikeouts over 18.1 IP ... held opponents hitless in a career-best 23 consecutive at-bats prior to Willie Bloomquist's double on 8/12 at Kansas City.
- Appeared in six postseason games, allowing six earned runs in 3.1 IP ... gave up five runs over 0.1 IP in Game 3 of the ALCS at Texas.

## 2009 SEASON

- Was 2-1 with a 3.30 ERA (16 ER/43.2 IP) and 63 strikeouts in 45 relief appearances over three stints with the Yankees (4/16; 4/24-5/9; 5/26-10/4).
- Averaged 12.98 strikeouts per 9.0 IP, which ranked second in the major leagues behind the Dodgers Jonathan Broxton (13.50) among pitchers with at least 40.0 IP.
- Was recalled from Class AAA Scranton/Wilkes-Barre on 4/16 ... made his first appearance of the season that day vs. Cleveland in the first game at new Yankee Stadium, striking out three batters over 2.0 scoreless IP.
- Was optioned to Scranton/WB the next day and recalled a second time on 4/24 when Chien-Ming Wang was placed on the disabled list ... appeared in four games (2 ER/2.2 IP) before being optioned back to Scranton/WB.

- Was recalled a third time on 5/26 and spent the rest of the season with the Yankees ... made seven straight scoreless appearances (5.0 IP) following his third recall.
- Earned his second career one-pitch win on 6/4 vs. Texas (also 7/2/08 vs. Minnesota).
- Struck out three batters in 0.2 IP on 8/6 vs. Boston, becoming the first Yankee since Ron Davis (9/17/80 vs. Toronto) to record at least three strikeouts without completing a full inning.
- Was shut down for three weeks from 9/6-28 with elbow stiffness ... underwent an MRI on 9/7 and was seen by Dr. James Andrews in Pensacola, Fla., on 9/10.
- Threw 5.1 scoreless IP over five postseason outings ... earned the win in each of his first two postseason games (Game 2 of the ALDS vs. Minnesota; Game 2 of the ALCS vs. the Angels).

- In his first career postseason appearance in Game 2 of the ALDS vs. Minnesota, escaped a bases-loaded, no-out jam in the top of the 11th inning without allowing a run (Yankees win in the bottom of the 11th on Mark Teixeira's walkoff homer).
- Began the year at Scranton/WB, going 0-3 with two saves and a 1.84 ERA (3 ER/14.2 IP) in eight outings.

### 2008 SEASON

- Appeared in 25 games over two stints with the Yankees.
- His contract was purchased from Class AAA Scranton/Wilkes-Barre on 6/28 ... made his major-league debut on 6/29 at the Mets, allowing one run on four hits over 1.0 IP ... struck out his first batter faced (Oliver Perez).

- Pitched a scoreless 12th for his first MLB win on 7/19 vs. Oakland ... recorded his second win on 7/22 vs. Minnesota.
- Allowed five runs, including a grand slam to Adam Jones, on 7/28 vs. Baltimore ... was his first home run allowed as a professional after 148.1 career IP.

- Allowed 16 runs in 13.1 IP over 10 outings from 7/28-8/27 and was optioned to Triple-A Scranton/WB on 8/28 ... was recalled from Scranton/WB on 9/13 ... did not allow a run over four appearances in his second stint (4.2 IP).
- Went 4-0 with a 1.67 ERA (10 ER/53.2 IP), three saves and 77 strikeouts between Scranton-WB and Class AA Trenton.
- Was named "Best Reliever" in the International League according to *Baseball America's* Best Tools survey.

### 2007 SEASON

- Spent time with Class A Charleston, Class A Tampa and Class AA Trenton in his first professional season, combining to go 8-3 with a 0.96 ERA (9 ER/84.1 IP) and 113 strikeouts (44 games).
- Limited opponents to a .154 average, third-best among minor league relievers, and averaged 12.06 strikeouts per 9.0 IP ... 39 of his 44 outings were at least 2.0 IP.

- Was named to the South Atlantic League midseason All-Star Team with Charleston... began his career with 10 consecutive scoreless outings from 4/3-5/3 (18.1 IP).
- Appeared in two postseason games with Trenton, the Eastern League champion.

### COMMUNITY INVOLVEMENT

- In 2016, assisted with a playhouse build during Sox Serve Week, hosted a VIP outing for his High Socks for Hope Foundation, participated in a BP for a Cause event to benefit the Team Carone Foundation and was the White Sox nominee for the Bob Feller Act of Valor Award.
- In 2015, was the White Sox nominee for the Roberto Clemente Award, hosted a meet and greet and visited a Habitat for Humanity build site for High Socks for Hope.

- Was named the 2013 winner of the "Ben Epstein-Dan Castellano 'Good Guy'" Award by members of the New York chapter of the BBWAA ... received his award at the annual writers dinner on 1/25/14 in Manhattan.
- Visited his hometown of Tuscaloosa, Ala., following the April 2011 tornadoes that ravaged the area ... he and his wife, Erin,

established the David and Erin Robertson Foundation in 2011 to raise funds to donate to the relief efforts in his hometown ([www.highsocksforhope.com](http://www.highsocksforhope.com)).

■ Also made donations in the areas ravaged by Hurricane Sandy in 2012 and outfitted homes in Oklahoma and Texas for families following devastating tornadoes in 2013.

■ Teamed up with the Stephen Siller Tunnel to Towers Foundation, Bain Capital and College Hunks Hauling Junk on 12/21/13 to help furnish the newly repaired houses of 21 families on Staten Island who were forced out of their homes due to damage from Hurricane Sandy ... has donated \$100 for every strikeout he has recorded since 2011 to the foundation.

■ Was honored as the 2011 Joan Payson Award for Community Service recipient, presented by the New York BBWAA.

■ Was named the Yankees' 2013 nominee for the Roberto Clemente Award, which recognizes the player who best represents the game of baseball through positive contributions on and off the field, including sportsmanship and community involvement ... was nominated in recognition of his work with High Socks for Hope, which has extended its reach to lend support to charities and organizations helping those affected by natural disasters and to provide humanitarian services to individuals in need.

■ Participated in a Power of 2 Challenge against Boston's Ryan Dempster in August 2013 in which fans competed to see which foundation could raise more money — Robertson's "High Socks for Hope" or Dempster's "Dempster Family Foundation" ... "High Socks for Hope" won the challenge after collecting nearly \$14,000 in donations, with the pitchers combining to raise over \$27,000 for their respective charities.

■ Appeared at local Bronx schools during the 2010 season, reading to school kids with the "Story Pirates."

■ Received the 2011 Golden Hammer Award from Habitat for Humanity of Tuscaloosa for his charitable efforts in the city.

■ Took part in the 2013 Buckmaster Life Hunt along with the Braves' Craig Kimbrel, going on a three-day hunt with disabled children and wounded soldiers.

### MISCELLANEOUS/PERSONAL

■ Married Erin ... has one son: Luke Joseph ... older brother, Connor, pitched in nine games with Oakland and Arizona in 2007-08 ... Twitter: @DRob30.

■ Attended the University of Alabama, where he was a teammate in 2006 with current White Sox catcher Alex Avila ... ranks among all-time school career leaders in strikeouts, appearances and saves.

■ Was named a freshman All-American in 2005 by *Baseball America*, Louisville Slugger and *Collegiate Baseball Magazine* after leading the team in games (32) wins (seven), ERA (2.92) and saves (eight) and setting the single-season rookie record for most strikeouts (105) ... also led the SEC in opponents average (.105).

■ Is a 2004 graduate of Paul W. Bryant High School in Tuscaloosa, Ala., where he led the Stampede to the Class 6A state playoffs in the school's first year of existence.



### CAREER PLAYING RECORD

YEAR	CLUB	W-L	PCT	ERA	G	GS	CG	SHO	SV	IP	H	R	ER	HR	HB	BB-I	SO	WP	BK	AVG
2007	Charleston	5-2	.714	0.77	24	0	0	0	3	47.0	25	5	4	0	0	15-0	67	5	0	.151
	Tampa	3-1	.750	1.08	18	0	0	0	1	33.1	18	6	4	0	0	15-0	37	2	0	.159
	Trenton	0-0	.000	2.25	2	0	0	0	0	4.0	2	1	1	0	0	2-0	9	1	0	.143
2008	Trenton	0-0	.000	0.96	9	0	0	0	2	18.2	8	2	2	0	1	6-0	26	1	0	.133
	Scranton/W-B	4-0	1.000	2.06	21	0	0	0	1	35.0	20	11	8	1	1	17-1	51	1	0	.159
	NEW YORK-AL	4-0	1.000	5.34	25	0	0	0	0	30.1	29	18	18	3	0	15-2	36	6	0	.257
2009	Scranton/W-B	0-3	.000	1.84	8	0	0	0	2	14.2	10	7	3	0	0	6-1	25	0	0	.196
	NEW YORK-AL	2-1	.667	3.30	45	0	0	0	1	43.2	36	19	16	4	1	23-1	63	6	0	.216
2010	NEW YORK-AL	4-5	.444	3.82	64	0	0	0	1	61.1	59	26	16	5	3	33-6	71	7	2	.258
2011	NEW YORK-AL	4-0	1.000	1.08	70	0	0	0	1	66.2	40	9	8	1	1	35-6	100	6	1	.170
2012	NEW YORK-AL	2-7	.222	2.67	65	1	0	0	2	60.2	52	19	18	5	1	19-0	81	1	1	.229
	Scranton/W-B	0-0	.000	0.00	2	1	0	0	0	2.0	0	0	0	0	0	0-0	2	0	0	.000
2013	NEW YORK-AL	5-1	.833	2.04	70	0	0	0	3	66.1	51	15	15	5	2	18-1	77	1	0	.213
2014	NEW YORK-AL	4-5	.444	3.08	63	0	0	0	39	64.1	45	23	22	7	1	23-2	96	0	0	.192
2015	WHITE SOX	6-5	.545	3.41	60	0	0	0	34	63.1	46	27	24	7	1	13-2	86	4	0	.196
2016	WHITE SOX	5-3	.625	3.47	62	0	0	0	37	62.1	53	24	24	6	1	32-4	75	1	0	.231
<b>MINOR TOTALS</b>		<b>12-6</b>	<b>.667</b>	<b>1.28</b>	<b>84</b>	<b>1</b>	<b>0</b>	<b>0</b>	<b>9</b>	<b>154.2</b>	<b>83</b>	<b>32</b>	<b>22</b>	<b>1</b>	<b>2</b>	<b>61-2</b>	<b>217</b>	<b>10</b>	<b>0</b>	<b>.155</b>
<b>SOX TOTALS</b>		<b>11-8</b>	<b>.579</b>	<b>3.44</b>	<b>122</b>	<b>0</b>	<b>0</b>	<b>0</b>	<b>71</b>	<b>125.2</b>	<b>99</b>	<b>51</b>	<b>48</b>	<b>13</b>	<b>2</b>	<b>45-6</b>	<b>161</b>	<b>5</b>	<b>0</b>	<b>.213</b>
<b>MLB TOTALS</b>		<b>36-27</b>	<b>.625</b>	<b>2.97</b>	<b>524</b>	<b>0</b>	<b>0</b>	<b>0</b>	<b>118</b>	<b>519.0</b>	<b>411</b>	<b>180</b>	<b>171</b>	<b>43</b>	<b>11</b>	<b>211-24</b>	<b>685</b>	<b>32</b>	<b>4</b>	<b>.215</b>

### CAREER TRANSACTIONS

- Selected by New York-AL in the 17th round of the First-Year Player Draft (6/06).
- On New York-AL disabled list with a left oblique strain (5/15-6/14/12); included a rehab assignment to Class AAA Scranton/Wilkes-Barre (6/10-13/12).
- On New York-AL disabled list with a groin strain (4/8-22/14).
- Signed by the White Sox as a free agent (12/10/14).
- On Major League Bereavement List (4/28-30/16).

### CAREER PITCHING BREAKDOWN

**Save Pct. — Career:** 118-147 (77.6); **2016:** 37-44 (84.9); **2015:** 34-41 (82.9); **2014:** 39-44 (88.6); **2013:** 3-5 (60.0); **2012:** 2-5 (40.0); **2011:** 1-4 (25.0); **2010:** 1-3 (33.3); **2009:** 1-1 (100.0); **2008:** 0-0 (0.0).

**Holds — Career:** 116; **2016:** 0; **2015:** 0; **2014:** 0; **2013:** 33; **2012:** 30; **2011:** 34; **2010:** 14; **2009:** 5; **2008:** 0.

**Inherited Runners/Scored — Career:** 180-57 (31.7); **2016:** 11-2 (18.2); **2015:** 6-3 (50.0); **2014:** 13-2 (15.4); **2013:** 12-6 (50.0); **2012:** 22-7 (31.8); **2011:** 44-10 (22.7); **2010:** 33-10 (30.3); **2009:** 25-9 (36.0); **2008:** 14-8 (57.1).

**First Batter Efficiency — Career:** 86-472 (.182); **2016:** 17-53 (.321); **2015:** 6-60 (.100); **2014:** 8-58 (.138); **2013:** 10-64 (.156); **2012:** 11-61 (.180); **2011:** 12-64 (.188); **2010:** 13-53 (.245); **2009:** 4-38 (.105); **2008:** 5-21 (.238).

### CAREER FIELDING STATISTICS

POSITION	PCT	G	GS	TC	PO	A	E	DP
Pitcher	.982	524	0	56	25	30	1	1

### CAREER GAME BESTS

**STRIKEOUTS —** 4 (6x, last 8/5/15 vs. T.B.) ... **INNINGS PITCHED —** 2.0 (16x, last 6/1/16 at NYM)

**WINNING STREAK —** 5 (7/19/08-6/4/09) ... **CONSECUTIVE SCORELESS IP —** 26.1 (9/11/15-8/12)

### DIVISION SERIES RECORD

YEAR	CLUB	W-L	PCT	ERA	G	GS	CG	SHO	SV	IP	H	R	ER	HR	HB	BB-I	SO	WP	BK	AVG
2009	NY vs. Min.	1-0	1.000	0.00	1	0	0	0	0	1.0	1	0	0	0	0	0-0	0	0	0	.250
2010	NY vs. Min.	0-0	.000	0.00	2	0	0	0	0	0.2	0	0	0	0	0	1-0	1	0	0	.000
2011	NY vs. Det.	0-0	.000	0.00	2	0	0	0	0	2.0	0	0	0	0	1	0-0	2	0	0	.000
2012	NY at Bal.	1-0	.000	0.00	4	0	0	0	0	4.1	1	0	0	0	0	0-0	5	0	0	.071
<b>TOTALS</b>		<b>2-0</b>	<b>1.000</b>	<b>0.00</b>	<b>9</b>	<b>0</b>	<b>0</b>	<b>0</b>	<b>0</b>	<b>8.0</b>	<b>2</b>	<b>0</b>	<b>0</b>	<b>0</b>	<b>0</b>	<b>1-0</b>	<b>8</b>	<b>0</b>	<b>0</b>	<b>.077</b>

### LEAGUE CHAMPIONSHIP SERIES RECORD


YEAR	CLUB	W-L	PCT	ERA	G	GS	CG	SHO	SV	IP	H	R	ER	HR	HB	BB-I	SO	WP	BK	AVG
2009	NY vs. LAA	1-0	1.000	0.00	1	0	0	0	0	2.0	1	0	0	0	0	2-2	1	0	0	.143
2010	NY at Tex.	0-0	.000	20.25	4	0	0	0	0	2.2	8	6	6	1	0	1-1	4	1	0	.500
2012	NY vs. Det.	0-0	.000	4.50	2	0	0	0	0	2.0	2	1	1	1	0	0-0	2	0	0	.250
<b>TOTALS</b>		<b>1-0</b>	<b>1.000</b>	<b>9.45</b>	<b>8</b>	<b>0</b>	<b>0</b>	<b>0</b>	<b>0</b>	<b>6.2</b>	<b>11</b>	<b>7</b>	<b>7</b>	<b>2</b>	<b>0</b>	<b>3-3</b>	<b>7</b>	<b>1</b>	<b>0</b>	<b>.355</b>

### WORLD SERIES RECORD

YEAR	CLUB	W-L	PCT	ERA	G	GS	CG	SHO	SV	IP	H	R	ER	HR	HB	BB-I	SO	WP	BK	AVG
2009	NY vs. Phi.	0-0	.000	0.00	2	0	0	0	0	2.1	2	0	0	0	0	1-0	2	0	0	.222

### ALL-STAR GAME RECORD

YEAR	CLUB	W-L	PCT	ERA	G	GS	CG	SHO	SV	IP	H	R	ER	HR	HB	BB-I	SO	WP	BK	AVG
2011	A.L., Arizona	0-0	.000	0.00	1	0	0	0	0	1.0	1	0	0	0	0	0-0	1	0	0	.333



# CARLOS RODON

# 55

## LEFT-HANDED PITCHER

**Given Name:** Carlos Antonio Rodon

**Bats:** Left **Throws:** Left

**Height:** 6-3

**Weight:** 235

**Opening Day Age:** 24 (December 10, 1992)

**Birthplace/Residence:** Miami, Fla./Holly Springs, N.C.

**First Pro Contract:** White Sox.

**Sox Acquisition:** Selected in first round (third overall), June 2014 First-Year Player Draft.

**Major League Service:** One year, 168 days.

**Contract Status:** Signed through 2017.

### 2016 SEASON

- **American League Leaders:** 7th-SO/9.0 IP (9.16).
- Established career highs in IP (165.0), strikeouts (168), starts (28), quality starts (17), strikeouts per 9.0 IP (9.16) and losses (10) and tied his career high with nine wins in his second season with the White Sox.
- His 307 career strikeouts are the most by a White Sox pitcher in his first 54 career games.
- Limited left-handers to a .232 average (29-125) with two home runs and seven RBI (right-handers hit .283/21/70) ... surrendered just eight extra-base hits overall to lefties ... opponents went just 15-71 (.211) with RISP/two outs.
- Went 7-3 with a 3.45 ERA (28 ER/73.0 IP) over 12 starts in the second half, compared to 2-7 with a 4.50 mark (46 ER/92.0 IP) prior to the break.
- Was 3-0 with a 1.47 ERA (5 ER/30.2 IP) over five starts in August and 2-0 with a 0.71 ERA (1 ER/12.2 IP) in two starts during interleague play.
- Suffered the loss in his season debut on 4/6 at Oakland despite allowing just two runs with six strikeouts and one walk over 7.0 IP ... earned his first win on 4/13 at Minnesota, allowing just three hits over 6.0 scoreless IP.
- His streak of 11 straight quality starts ended on 4/18 vs. the Angels when he gave up five runs on six hits over 0.1 IP, the shortest start by a Sox pitcher since Neal Cotts on 8/28/03 at Yankee Stadium (also 0.1 IP).
- Went 0-3 with a 6.06 ERA (22 ER/32.2 IP) over six starts from 4/18-5/17 ... received a no decision in his next outing on 4/23 vs. Texas despite allowing just two runs over 6.2 IP.



### MOST SO BY A WHITE SOX THROUGH FIRST 54 CAREER GAMES

Pitcher	SO	Category	Rank	No.
Carlos Rodon	307	SO/9.0 IP	2nd	9.08
Jason Bere	282	Strikeouts	5th	307
Ken Kravec	247	Quality Starts	5th	33
John Danks	243	IP	9th	304.1
Alex Fernandez	234	Wins	10th	18

### RODON AMONG AL LEFTY LEADERS SINCE 2015

- Allowed a career-high 12 hits over 6.2 IP in a no decision on 5/10 at Texas ... ended his six-start winless stretch on 5/22 vs. Kansas City, allowing two runs over 6.2 IP.
- Went 0-4 with a 4.50 ERA (26 ER/52.0 IP) over a nine-start winless stretch from 5/28-8/6 ... surrendered a career-high tying 12 hits over 5.0 IP on 7/5 vs. the Yankees
- Was placed on the 15-day disabled list on 7/9 (retro to 7/6) with a sprained left wrist ... made one rehab start with Class AAA Charlotte before being reinstated on 7/31.
- Started that afternoon at Minnesota, suffering the loss after allowing five runs on eight hits and two home runs with two walks and eight strikeouts over 6.1 IP in a losing effort.
- Went 5-0 with a 1.85 ERA (9 ER/43.2 IP) and 40 strikeouts over seven starts from 8/6-9/9 (all quality) ... his five-game winning streak from 8/12-9/9 was a career high.
- Snapped his nine-start winless stretch on 8/12 at Miami after allowing one run on three hits over 6.0 IP ... his previous win came on 5/22 vs. Kansas City.
- Won his second straight decision on 8/23 vs. Philadelphia, allowing three hits over 6.2 scoreless IP ... retired 10 straight Phillies from the second-fifth inning.
- Extended his winning streak to a career-best five games with a victory on 9/9 vs. Kansas City (1 ER/6.0 IP).
- Matched his career high in IP (8.0) and strikeouts (11) in a victory on 9/25 at Cleveland ... surrendered just two hits and held the Indians hitless until the fifth ... struck out the final three hitters in the eighth.
- Earned his ninth win in his final start on 9/30 vs. Minnesota, allowing three runs (two earned) on three hits with 10 strikeouts, including seven in a row to start the game, over 6.0 IP ... reached the 300-mark in strikeouts and IP for his career.
- Matched Joe Cowley's club and American League record of seven consecutive strikeouts to open a game ... also tied Cowley's Sox record (5/28/86 vs. Texas) for most consecutive strikeouts at any point in a game.
- Houston's Jim Deshaies (9/23/86 vs. the Dodgers) and the Mets' Jacob deGrom (9/15/14 vs. Miami) own the major-league record of eight strikeouts in a row to start a game (Elias).
- Including his previous start on 9/25 at the Indians, struck out 10 straight hitters, tied with Tom Seaver (April 1970) and Eric Gagne (May 2003) for the longest strikeout streak in the major leagues over the last 50 years (Elias).

## 2015 SEASON

- Appeared in 26 games (23 starts) in his first season with the White Sox ... started 2015 with Class AAA Charlotte.
- Ranked among the major-league rookie leaders in winning percentage (2nd, .600), wins (T3rd, 9), IP (5th, 139.1), strikeouts (5th, 139) and starts (T5th).
- His 139 strikeouts were the second-most by a White Sox rookie behind Gary Peters (189 in 1963).
- Made 16 quality starts and allowed two earned runs or less 16 times ... posted a 3.07 ERA (26 ER/76.1 IP) on the road, compared to a 4.57 mark (32 ER/63.0 IP) at home.
- Went 5-2 with a 1.81 ERA (11 ER/54.2 IP) and .198 (38-192) opponents average over his final eight starts, compared to 4-4 with a 5.17 ERA (45 ER/78.1 IP) and .277 (83-300) opponents average over his first 15 starts.
- Was 3-1 with a 2.27 ERA (11 ER/43.2 IP) over eight games (six starts) vs. the American League Central and 4-1 with a 2.24 mark (14 ER/56.1 IP) and 58 strikeouts vs. the AL West.
- Limited left-handers to a .194 average (27-139) with zero home runs and 41 strikeouts ... lowered his opponents average from .267 (66-247) in the first half to .237 (64-27) after.
- Reached the 100-strikeout mark in 90.2 IP, the fastest in franchise history (STATS LLC).
- Prior to his major-league debut, threw just 34.1 IP in the minor leagues, the fifth-fewest by a White Sox pitcher at the time of his debut since 1987.
- His contract was purchased from Charlotte on 4/20 ... made his major-league debut on 4/21 vs. Cleveland, allowing two runs on three hits with three walks over 2.1 IP ... struck out Lonnie Chisenhall in the eighth inning for his first career strikeout ... worked a perfect eighth in his second outing on 4/29 at Baltimore.
- Earned his first major-league win in his first start on 5/9-2 vs. Cincinnati, allowing two runs with eight strikeouts over 6.0 IP.
- Was moved into the starting rotation on 5/12 ... received a no decision on 5/15 at Oakland (5 ER/4.0 IP).
- Worked at least 6.0 IP with one or no runs allowed in four consecutive starts from 5/20-6/9 ... became the first Sox rookie to accomplish the feat since Bruce Howard went five straight in 1964-65 (STATS LLC).
- Allowed just one run with 10 strikeouts over 6.0 IP on 6/4 at Texas but received his fourth straight no decision ... at 22 years and 176 days old, became the youngest White Sox pitcher to strike out 10 or more batters since Jason Bere (22 years, 117 days) fanned 12 on 9/20/93 at California (Elias).
- Threw 6.0 scoreless IP for his second win on 6/9 vs. Houston ... suffered his first career loss on 6/15 at Pittsburgh after allowing seven earned runs on nine hits over 3.2 IP.
- Earned his third win, and snapped the White Sox eight-game losing streak, on 6/20 vs. Texas (2 ER/6.0 IP).
- Received a no decision on 7/10 at Wrigley Field despite allowing just two hits with six walks over 6.0 scoreless IP ... became the first Sox pitcher Jose Contreras (6.2 IP) on 9/2/07 at Cleveland to issue six-plus walks without allowing a run
- Scattered five hits with zero walks and nine strikeouts over 6.2 scoreless IP in a win on 7/26 at Cleveland.
- Allowed three runs or less in each of his final eight starts from 8/11-9/25, going 5-2 with a 1.81 ERA (11 ER/54.2 IP), 49 strikeouts and eight quality starts.
- Earned the win on 8/11 vs. the Angels, allowing just four hits with one walk and a career-high 11 strikeouts over 7.0 IP ... the 11 strikeouts were the most by a White Sox rookie since Jason Bere fanned 12 on 9/20/93 vs. California.
- Became the fourth Sox rookie to record 10 or more strikeouts at least twice in a season, joining Bere (twice 1993), Gary Peters (twice in 1963) and Jack Harshman (three times in 1954).
- Became the fifth rookie in club history to strike out 11 during a scoreless outing, joining Frank Lange (1910), Harshman (1954), Peters (1963) and Bere (1993) and second in MLB this season (San Francisco's Chris Heston, no-hitter on 6/9 vs. the Mets).

## 2014 SEASON

- Combined to go 0-0 with a 2.92 ERA (8 ER/24.2 IP) and 38 strikeouts in nine appearances (six starts) between the Arizona Rookie League White Sox, Class A Winston-Salem and Class AAA Charlotte in his first professional season.
- Averaged 13.9 strikeouts per 9.0 IP ratio ... posted a 2.18 ERA (5 ER/20.2 IP) as a starter ... held left-handers to a .125 (2-16) average and righties to a .234 (18-77) mark.
- Appeared in two games with the AZL White Sox before being promoted to the Dash on 7/3.
- Did not allow an earned run over his last three games (two starts) with Winston-Salem (8.2 IP) ... was promoted to the Knights on 8/16.
- Recorded a season-high eight strikeouts on 8/24 vs. Norfolk (4.0 IP) ... struck out seven batters on 8/13 vs. Lynchburg (3.2) and 8/30 at Gwinnett (5.0).
- Was selected by the White Sox with the No. 3 overall pick in the June draft, the highest pick by the club since taking outfielder Harold Baines No. 1 in 1977 ... was recommended/signed by Abe Fernandez.
- Entered the draft rated by *Baseball America* as the No. 1 college prospect and the No. 3 prospect overall ... was rated by MLB.com as the No. 2 overall prospect.
- Was recommended/signed by Abe Fernandez.

## COMMUNITY INVOLVEMENT

- In 2016, assisted in a playhouse build during Sox Serve Week and participated in the BP for a Cause event benefiting the Team Carone Foundation.
- In 2015, participated in a Volunteer Corps First Merit Event at the Elliott Donnelly Youth Center in Chicago.

## MISCELLANEOUS/PERSONAL

- Engaged to Ashley ... Twitter: @CarlosRodon16.
- Attended North Carolina State University ... set a school record with 436 career strikeouts ... became the fourth pitcher in Atlantic Coast Conference history to record 400 strikeouts.
- Went 6-7 with a 2.01 ERA (22 ER/98.2 IP), three complete games, 117 strikeouts and a .229 opponents average over 14 starts as a junior.
- Went 10-3 with a 2.99 ERA (44 ER/132.1 IP) and school-record 184 strikeouts as a sophomore in 2013 to lead the Wolfpack to their first College World Series berth since 1968.
- Was named a First-Team All-American and ACC Pitcher and Freshman of the Year in 2012 after going 9-0 with a 1.57 ERA (20 ER/114.2 IP) and 135 strikeouts.
- Graduated in 2011 from Holly Springs (N.C.) High School, where he went 10-1 with a 0.80 ERA as a junior and 11-0 with a 1.40 ERA as a senior.
- Was selected by Milwaukee in the 16th round in 2011 but did not sign.

### CAREER PLAYING RECORD

YEAR	CLUB	W-L	PCT	ERA	G	GS	CG	SHO	SV	IP	H	R	ER	HR	HB	BB-I	SO	WP	BK	AVG
2014	AZL White Sox	0-0	.000	6.00	2	1	0	0	0	3.0	4	2	2	0	0	0-0	5	0	0	.308
	Winston-Salem	0-0	.000	1.86	4	2	0	0	0	9.2	7	3	2	0	0	5-0	15	1	0	.189
2015	Charlotte	0-0	.000	3.00	3	3	0	0	0	12.0	9	4	4	0	1	8-0	18	0	0	.209
	Charlotte	1-0	1.000	3.60	2	2	0	0	0	10.0	8	5	4	0	2	4-0	13	1	0	.216
2016	WHITE SOX	9-6	.600	3.75	26	23	1	0	0	139.1	130	63	58	11	8	71-0	139	7	0	.251
	Charlotte	0-1	.000	4.91	1	1	0	0	0	3.2	5	3	2	1	0	2-0	3	0	0	.313
<b>MINOR TOTALS</b>		<b>1-1</b>	<b>.500</b>	<b>3.32</b>	<b>12</b>	<b>9</b>	<b>0</b>	<b>0</b>	<b>0</b>	<b>38.0</b>	<b>33</b>	<b>17</b>	<b>14</b>	<b>1</b>	<b>1</b>	<b>19-0</b>	<b>54</b>	<b>2</b>	<b>0</b>	<b>.226</b>
<b>MLB TOTALS</b>		<b>18-16</b>	<b>.529</b>	<b>3.90</b>	<b>54</b>	<b>51</b>	<b>1</b>	<b>0</b>	<b>0</b>	<b>304.1</b>	<b>306</b>	<b>145</b>	<b>132</b>	<b>34</b>	<b>14</b>	<b>125-3</b>	<b>307</b>	<b>18</b>	<b>1</b>	<b>.264</b>

### CAREER TRANSACTIONS

- Selected by the White Sox in the first round (third overall) of the First-Year Player Draft (6/14).
- On White Sox disabled list with a sprained left wrist (7/6-31/16); included rehab assignment to Class AAA Charlotte (7/25-31/16).

### CAREER PITCHING BREAKDOWN

**Quality Starts — Career: 33; 2016: 17; 2015: 16.**  
**Club Record As Starter — Career: 28-22; 2016: 13-15; 2015: 15-8.**  
**Starts Lasting 6.0/7.0/8.0 IP — Career: 36/9/2; 2016: 21/4/1; 2015: 15/5/1.**

### CAREER FIELDING STATISTICS


POSITION	PCT	G	GS	TC	PO	A	E	DP
Pitcher	.974	54	51	39	8	30	1	2

### CAREER GAME BESTS (STARTER)

**STRIKEOUTS — 11 (2x, last 9/25/16 at Cle.; 8.0 IP) ... IP — 8.0 (2x, last 9/25/16 at Cle.) ... CG — 1 (8/17/15 at LAA; 8.0 IP)**  
**SHO — NONE ... WIN. STREAK — 5 (8/12-9/9/16) ... CONSECUTIVE SCORELESS IP — 13.0 (9/25-30/16)**







# TYLER SALADINO

# 20

## INFIELDER

**Given Name:** Tyler Artolo Saladino

**Bats:** Right **Throws:** Right

**Height:** 6-0 **Weight:** 200

**Opening Day Age:** 27 (July 20, 1989)

**Birthplace/Residence:** San Diego, Calif.

**First Pro Contract:** White Sox.

**Sox Acquisition:** Selected in the seventh round, June 2010 First-Year Player Draft.

**Major League Service:** One year, 87 days.

**Contract Status:** Signed through 2017.

### 2016 SEASON

- Appeared in 93 games in his second season with the White Sox ... started 39 games at second base, 28 at shortstop and 10 and third base ... also appeared in three games in the outfield.
- Recorded a .976 fielding percentage (8 E/340 TC).
- Hit .329/.369/.430 with one home run vs. left-handers, compared to .265/.296/.402 with seven homers vs. righties.
- Batted .324 (23-71) with RISP (.344 with RISP/two outs).
- Improved his numbers from .250/.289/.411 in the first half to .301/.332/.409 after the break.
- Made his first start at shortstop on 4/7 at Oakland, going 2-4 with a RBI ... drove in his first run on 4/14 at Minnesota ... hit his first home run of the season on 4/20 vs. Los Angeles-AL.
- Hit safely in seven straight starts from 5/6-21 (.407, 11-27) ... connected on a go-ahead, RBI single in the sixth inning on 5/11 at Texas ... the Rangers went on to a 6-5 win.
- Forced extras with a game-tying sacrifice fly in the bottom of the ninth inning on 5/17 vs. Houston ... hit on a three-run homer on 5/28 at Kansas City, his first career on the road.
- Hit a game-winning, two-run home run in the eighth inning on 5/31 at the Mets ... went 2-4 with a two-run homer and career-high four RBI on 6/14 vs. Detroit.
- Registered his second career game-ending hit with a RBI single in the ninth off Mike Montgomery on 7/25 vs. the Cubs.
- Connected on a solo homer on 8/6 vs. Baltimore, his first since 6/29 vs. Minnesota ... was 1-3 on 8/24 vs. Philadelphia in his return after missing four games due to back soreness.
- Matched his career high with three hits, including a two-run home run, on 8/27 vs. Seattle.
- Drove in all three White Sox runs in their 4-3 loss on 8/29 at Detroit ... recorded a two-run single and a solo home run.
- Registered three consecutive three-hit efforts from 9/7-10, and hit safely in four of his last five contests from 9/14-20.
- Missed the last 10 games of 2016 (lower back).



### 2015 SEASON

- Played in 68 games (60 starts) after being recalled by the White Sox on 7/10 from Class AAA Charlotte.
- Appeared in 60 games (53 starts) at third base, 11 (seven) at shortstop and one (zero) at first base ... recorded a .974 fielding percentage (5 E/193 TC).
- Hit .260 (19-73) over 18 games in July, .219 (23-105) in August (26 G) and .208 (10-48) in September (20 G).
- Was recalled from Charlotte on 7/10 ... made his major-league debut that day at the Cubs as the third baseman (0-3).
- Started 25 straight games following his recall ... posted a seven-game hitting streak from 7/11-21, going 11-28 (.393) with two homers, four RBI and a 1.071 OPS.
- Recorded his first hit on 7/11 at Wrigley Field, a RBI triple in the first inning off Jon Lester ... went 2-4 on 7/17-1 vs. Kansas City, his first career multihit effort.
- Connected on his first homer on 7/19 vs. Kansas City (Danny Duffy) ... recorded three-hit games on 7/21 vs. the Cardinals (HR, two RBI), 7/25 at Cleveland and 8/21 at Seattle (two RBI).
- Hit safely in seven of eight games from 8/29-9/9, going 9-30 (.300) with a home run and eight RBI ... recorded his first game-ending RBI with an 11th-inning single on 8/30 vs. Seattle.
- Hit a solo home run on 9/9 vs. Cleveland and tripled in consecutive games on 9/21-2 and 9/22 at Detroit ... his triple with one out in the ninth inning on 9/22 broke up the Tigers combined no-hit bid ... scored the tying run on Adam Eaton's single.
- Appeared in 34 games at shortstop, 14 as the designated hitter, two at third base and one each at first and second with Charlotte ... ranked third on the club with 25 stolen bases.
- Hit .324 (34-105) with four homers and 22 RBI at home, compared to .176 (16-91) with seven RBI on the road.
- Recorded three-hit games on 6/19-20 vs. Indianapolis.
- Went 10-31 (.323) with two home runs and 12 RBI over eight games in July prior to being recalled by the White Sox.

### 2014 SEASON

- Batted .310 (91-294) in 82 games with Class AAA Charlotte before suffering a torn UCL in his right elbow on 7/13.
- Would have ranked fourth in the International League in average and 11th in OBP (.367) with the required PAs.
- Batted .471 (33-70) with RISP and .330 (31-94) vs. LHP.
- Homered twice on 4/22 vs. Durham ... homered in three straight games from 6/30-7/1.
- Underwent Tommy John surgery on 8/15 in Birmingham, Ala., in a procedure performed by Dr. James Andrews.

### 2013 SEASON

- Ranked ninth in the Southern League with 28 stolen bases at Class AA Birmingham.
- Entered the season ranked by *Baseball America* as the No. 26 Prospect and Possessing the Best Strike Zone Discipline in the White Sox organization.

FRONT OFFICE

FIELD STAFF

PLAYERS

OPPONENTS

2016 REVIEW

HISTORY

RECORDS

MINOR LEAGUES

MEDIA/MISC.

## 2012 SEASON

- Combined to hit .236 (110-467) with 80 runs scored, 39 stolen bases and 79 walks with Birmingham and Class AAA Charlotte ... was successful on 83.0 percent (39-47) of his steal attempts.
- Ranked third in the SL in walks (75) and stolen bases (38) and tied for seventh in runs scored (71).
- Reached base safely in 25 consecutive games from 4/12-5/9, the seventh-longest streak in the SL.
- Was promoted to Charlotte on 7/30 and returned to Birmingham on 8/17, where he finished the season.
- Finished 2012 ranked by *Baseball America* as possessing the Best Strike Zone Judgement in the SL ... entered 2012 ranked by *Baseball America* as the No. 8 Prospect in the Sox system.

## 2011 SEASON

- Tied for the Carolina League lead in triples (nine), ranked third in slugging percentage (.501) and runs scored (75), fourth in extra-base hits (51) and fifth in on-base percentage (.363) at Class A Winston-Salem.
- Was named CL Batter of the Week for 8/15-21.
- Was ranked by *Baseball America* following the season as the No. 20 Prospect in the CL.

## 2010 SEASON

- Batted .305 (65-213) in 60 games between Advanced Rookie Bristol and Class A Kannapolis in his pro debut.
- Posted an 11-game hitting streak from 8/2-14 (.432, 16-37) ... was rated by *Baseball America* as the Best Defensive Player in the Sox draft class ... was signed by Clay Overcash.

## CAREER PLAYING RECORD

YEAR	CLUB	AVG	G	AB	R	H	TB	2B	3B	HR	RBI	SH	SF	HB	BB	SO	SB	CS	OBP	SLG	E
2010	Bristol	.292	13	48	7	14	20	3	0	1	6	1	1	1	5	12	1	2	.364	.417	4
	Kannapolis	.309	47	165	40	51	73	14	1	2	24	4	3	4	22	44	4	2	.397	.442	5
2011	Winston-Salem	.270	102	397	75	107	199	26	#9	16	55	4	3	9	51	90	7	7	.363	.501	23
2012	Birmingham	.237	112	418	71	99	134	15	4	4	39	2	6	8	75	91	38	8	.359	.321	23
	Charlotte	.224	15	49	9	11	13	2	0	0	6	1	0	1	4	16	1	0	.296	.265	2
2013	Birmingham	.229	118	424	49	97	133	17	2	5	55	6	6	6	51	86	28	8	.316	.314	17
2014	Charlotte	.310	82	294	41	91	142	16	4	9	43	1	2	1	27	50	7	1	.367	.483	10
2015	Charlotte	.255	52	196	28	50	73	7	2	4	29	2	7	4	22	33	25	2	.332	.372	5
	WHITE SOX	.225	68	236	33	53	79	6	4	4	20	3	1	2	12	51	8	2	.267	.335	5
2016	WHITE SOX	.282	93	298	33	84	122	14	0	8	38	2	3	3	13	62	11	5	.315	.409	8
<b>MINOR TOTALS</b>		<b>.261</b>	<b>542</b>	<b>1991</b>	<b>320</b>	<b>520</b>	<b>787</b>	<b>100</b>	<b>22</b>	<b>41</b>	<b>251</b>	<b>21</b>	<b>28</b>	<b>34</b>	<b>257</b>	<b>422</b>	<b>111</b>	<b>30</b>	<b>.351</b>	<b>.395</b>	<b>84</b>
<b>MLB TOTALS</b>		<b>.257</b>	<b>161</b>	<b>534</b>	<b>66</b>	<b>137</b>	<b>201</b>	<b>20</b>	<b>4</b>	<b>12</b>	<b>58</b>	<b>5</b>	<b>4</b>	<b>5</b>	<b>25</b>	<b>113</b>	<b>19</b>	<b>7</b>	<b>.294</b>	<b>.376</b>	<b>13</b>

#Tied For League Lead

## CAREER TRANSACTIONS

- Selected by the White Sox in the seventh round of the First-Year Player Draft (6/10).
- On Class A Winston-Salem disabled list with a fractured left hand (4/8-5/11/11).
- On Class AAA Charlotte disabled list with torn ulnar collateral ligament in right elbow (7/14/14-remainder of season).

## CAREER FIELDING STATISTICS

POSITION	PCT	G	GS	TC	PO	A	E	DP	POSITION	PCT	G	GS	TC	PO	A	E	DP
Third Base	.959	70	63	195	43	144	8	10	Second Base	.994	41	39	172	60	111	1	28
Shortstop	.974	43	35	156	50	102	4	21	First Base	1.000	3	0	6	6	0	0	0
Left Field	1.000	1	0	3	3	0	0	0	Center Field	—	0	0	0	0	0	0	0
Right Field	1.000	1	0	1	0	1	0	0									

## CAREER GAME BESTS AND HOME RUN INFORMATION

**HITS** — 3 (9x, last 9/16/16 at K.C.) ... **HR** — 1 (12x, last 8/29/16 at Det.) ... **RBI** — 4 (8/29/16 at Det.)

**RUNS** — 3 (7/25/15 at Cle.) ... **SB** — 2 (5/31/15 at NYM) ... **HITTING STREAK** — 7 (3x, last 7/11-21/16)

**GAME-ENDING HOME RUNS** — NONE ... **GRAND SLAMS** — NONE ... **MULTIHOMER GAMES** — NONE

**PINCH HOME RUNS** — NONE ... **INSIDE-THE-PARK HOMERS** — NONE ... **LEADOFF HOME RUNS** — NONE

## Triple Threat

The White Sox turned three triple plays during the 2016 season: 4/22 vs. Texas, 5/18 vs. Houston and 7/8 vs. Atlanta. The three triple plays tied for the most in a season in major-league history (seventh time since 1900). The last teams to recorded three triple plays in a season were Boston and Oakland in 1979 (Elias).

## COMMUNITY INVOLVEMENT

- In 2016, participated in a sensory baseball experience with hearing-impaired fans during Sox Serve Week, assisted with a baseball clinic before a home game and visited children at Comer Children's Hospital.
- In 2015, participated in a Bulls Sox Academy experience tour and participated in a KaBOOM! playground build (Sox Serve).

## MISCELLANEOUS/PERSONAL

- Twitter: @SaladinoTyler
- Was the subject of an audio journal for National Public Radio during the 2012 season.
- Spent two years at Palomar College in San Marcos, Calif. ... was named the Pacific Coast Conference Player of the Year in 2008 ... transferred to Oral Roberts University prior to his 2009 junior season ... was named Summit League Newcomer of the Year in 2009 and conference Player of the Year in 2010.
- Was inducted into the Oral Roberts Athletic Hall of Fame in January 2017.
- Was drafted by Houston in the 36th round in 2009 but did not sign ... is a 2007 graduate of the Charter School of San Diego.



# YOLMER SÁNCHEZ

# 5

## INFIELDER

**Given Name:** Yolmer Carlos Sánchez

**Bats:** Switch **Throws:** Right

**Height:** 5-11 **Weight:** 185

**Opening Day Age:** 24 (June 29, 1992)

**Birthplace/Residence:** Maracay, Venezuela

**First Pro Contract:** White Sox.

**Sox Acquisition:** Signed as a free agent, May 6, 2009.

**Major League Service:** One year, 134 days.

**Contract Status:** Signed through 2017.

### 2016 SEASON

- Split the season between Class AAA Charlotte and Chicago.
- Appeared in 33 games (31 starts) at second base, six (three) at third and four (three) at shortstop with the White Sox.
- Was recalled from Charlotte on 4/28 and started that night at Baltimore (1-4) ... drove in his first run on 5/1 at the Orioles ... recorded his first multihit effort on 5/17 vs. Houston.
- Was optioned to Charlotte on 5/23 following the first game of a doubleheader vs. Cleveland.
- Was recalled again on 7/1 and optioned on 7/16 ... rejoined the White Sox as the 26th man for a doubleheader on 7/24 vs. Detroit ... went 0-4 before being optioned back to the Knights.
- Was thrown out at home plate to end the game on 8/14 at Miami ... entered as a pinch runner and attempted to score the game-tying run on Tyler Saladino's two-out single.
- Started 17 of the Sox final 19 games, batting .258 (16-62) with three doubles, one triple, four home runs and 14 RBI.
- Connected on a game-ending single in the ninth on 9/15 vs. Cleveland (second career walkoff hit; 5/18/15 vs. the Indians).
- Capped a four-run eighth inning with a game-winning, three-run homer off Kelvin Herrera on 9/16 at Kansas City ... it marked his first career go-ahead homer in the eighth inning or later.
- Matched his career high with three hits on 9/24 at Cleveland ... hit his third home run on 9/26 vs. Tampa Bay and fourth on 9/29 vs. the Rays.
- Appeared in 61 games with Charlotte, including 45 at second base, 16 at shortstop and three as the designated hitter.
- Opened the season with a 10-game hitting streak from 4/7-17, batting .317 (13-41) with one homer and seven RBI ... recorded four hits on 6/6 and four RBI on 6/7 vs. Scranton/WB.

### 2015 SEASON

- **AL Rookie Leaders:** 1st-2B (23); 5th-G (120); 8th-H (87); 11th-XBH (29); 11th-TB (127).
- Spent most of the season with the White Sox, appearing in 120 games and making his first career Opening Day roster.
- Made 112 starts at second base, recording a .990 fielding percentage (5 E/502 TC) ... ranked third among AL second basemen in fielding percentage.
- Hit four home runs with 22 RBI vs. right-handers, compared to one homer and nine RBI vs. left-handers ... was 4-9 (.444) with 12 RBI with the bases loaded.
- Hit .252 (57-226) with five homers and 20 RBI in the second half, compared to .184/0 HR/11 RBI before the break ... hit a monthly best .323 (30-93) average in July.
- Went 2-3 in his season debut on 4/8 at Kansas City ... was optioned to Charlotte on 4/11 and recalled on 5/15.
- Connected on his first career game-ending hit on 5/18 vs. Cleveland, a 10th-inning single.
- Recorded his first multiRBI game of 2015 on 6/3 vs. Texas ... gave Chicago an 8-5 lead with a three-run triple in the 11th inning on 6/25 at Detroit.

- Made a diving catch at second base to end the White Sox 1-0 win over the Cubs on 7/10 at Wrigley Field.
- Recorded a career-high, 12-game hitting streak from 7/17-29, batting .435 (20-46) with five doubles, two home runs, three RBI and a 1.132 OPS (six multihit efforts).
- Connected on his first major-league homer on 7/25 at Cleveland, a 404-foot shot off Carlos Carrasco ... hit his second in the next game on 7/26 at Progressive Field.
- Hit his first home run in Chicago on 8/3 vs. Tampa Bay ... drove in a career-high four runs on 8/21 at Seattle.
- Connected on a two-run home run on 9/16 vs. Oakland and a solo shot as part of a three-hit effort on 9/21-1 at Detroit.
- Opened the season with a 13-game hitting streak ... recorded six straight multihit efforts from 4/29-5/5.
- Batted .375 (15-40) vs. lefties and .433 (29-67) at home.
- Was named International League Player of the Week for the periods of 4/13-19 and 4/27-5/3.

### 2014 SEASON

- Spent most of the season with Charlotte but also appeared in 28 games with the White Sox.
- Started 27 games at second base with the Sox ... recorded a .992 fielding percentage (1 E/128 TC).
- Was recalled from Charlotte on 7/13 and made his major-league debut that afternoon at Cleveland as the starting shortstop (went 0-5) ... was optioned back to Charlotte on 7/19.
- Was recalled from the Knights on 8/22 and spent the rest of the season with the Sox.
- His 16 hits through 12 career games were the most by a White Sox player since Craig Wilson (21 hits) in 1998.
- Recorded his first major-league hit (off Shane Greene) as part of a three-hit effort on 8/22 at the Yankees ... became the first White Sox to register a three-hit game within his first two career contests since Brian Simmons and Wilson in 1998.
- Picked up his first extra-base hit (double) and RBI on 8/23 at Yankee Stadium ... hit safely in five straight games from 8/22-27 (.381, 8-21) and 8/29-9/2 (.381, 8-21) ... recorded his second three-hit game on 9/2 at Minnesota.
- Tied for fifth in the International League with six triples ... led Charlotte in triples and stolen bases (16) and ranked second in hits (160) and total bases (180).
- Ranked among the White Sox organizational leaders in triples (T6th) and hits (7th).
- Appeared in 64 games at second base, 44 at shortstop, two at third and one at DH with the Knights.
- Posted three hitting streaks of 10+ games: 4/26-5/8 (.310, 13-42), 5/16-26 (.381, 16-42) and 7/25-8/13 (.410, 16-39).
- Registered three straight multiRBI efforts from 5/23-25 ... went 4-5 with a homer and two RBI on 5/25 vs. Indianapolis.
- Drove in three runs in back-to-back games on 5/28-29 ... his five RBI on 7/27 at Louisville were a season high.
- Played in 38 games for Tiburones in the Venezuelan Winter League, batting .265 (41-155) with nine doubles and 15 RBI.

FRONT OFFICE  
 FIELD STAFF  
 PLAYERS  
 OPPONENTS  
 2016 REVIEW  
 HISTORY  
 RECORDS  
 MINOR LEAGUES  
 MEDIA/MISC.

### 2013 SEASON

- Spent the season with Charlotte, appearing in 61 games (60 starts) at second base and 52 (51) at shortstop.
- Was named VVL Rookie of the Year, batting .358 (77-221) with 10 doubles, four triples, 31 RBI, 48 runs scored and a .428 OBP in 58 games with La Guaira.
- Entered the season ranked by *Baseball America* as the No. 3 Prospect, Best Hitter for Average and Best Defensive Infielder in the White Sox system.

### 2012 SEASON

- Finished the season ranked by *Baseball America* as the Best Defensive Second Baseman in the Carolina League.
- Split time between Class A Winston-Salem, Class AA Birmingham and Charlotte, hitting .323 (169-523) with 25 doubles, seven triples, 56 RBI and 79 runs over 133 games.
- Led all White Sox farmhands in average and hits, tied for third in triples, ranked fourth in stolen bases (26), sixth in total bases (211) and tied for sixth in on-base percentage (.378).
- Tied for the CL lead in average (.315) and ranked fifth in on-base percentage (.374) ... was a CL postseason All-Star Team.
- Appeared in 68 games at shortstop, 59 at second base, four at third and one as the designated hitter.
- Reached base in a CL-leading 37 straight games from 5/24-7/2, hitting .336 (50-149) with 16 RBI and 27 runs scored.
- Posted a 13-game hitting streak from 5/24-6/4 (.400).
- Was promoted to Birmingham on 7/21, where he batted .370 (44-119) in 30 games ... was promoted to Charlotte on 8/22, where he finished the season.
- Appeared in seven games for the Knights in the International League playoffs, going 4-23 (.174) with two RBI.

### 2011 SEASON

- Combined to hit .286 (80-280) with 11 doubles, 30 RBI and 48 runs scored over 68 games between Advanced Rookie Bristol and Class A Kannapolis.
- Batted .354 (28-79) vs. left-handers ... compiled a 10-game hitting streak from 8/10-20 (.380, 16-42) and an 11-game streak from 8/26-9/5 (3/19, 15-47).

### 2010 SEASON

- Spent the season with the DSL Sox ... hit .389 (31-84) with 13 RBI at home ... posted a .346 average (18-52) in July.

### 2009 SEASON

- Made his pro debut with the DSL White Sox, appearing in 11 games at shortstop, seven at second base and one at third.
- Was recommended and signed by Amador Arias.

### COMMUNITY INVOLVEMENT

- In 2016, visited children at La Rabida Children's Hospital.
- In 2015, visited patients at Comer Children's Hospital and attended a meet and greet at Brookfield Zoo.

### MISCELLANEOUS/PERSONAL

- Married Moralis ... has one son: Noah ... Twitter: @CarlosSan29 ... is a graduate of Ayacucho High School.

### CAREER PLAYING RECORD

YEAR	CLUB	AVG	G	AB	R	H	TB	2B	3B	HR	RBI	SH	SF	HB	BB	SO	SB	CS	OBP	SLG	E
2009	DSL White Sox	.156	22	32	7	5	5	0	0	0	3	1	0	1	8	10	1	0	.341	.156	0
2010	DSL White Sox	.269	52	156	26	42	54	5	2	1	18	1	1	4	41	26	7	3	.431	.346	8
2011	Bristol	.250	5	16	4	4	5	1	0	0	3	0	0	3	5	2	1	2	.500	.313	0
	Kannapolis	.288	63	264	44	76	91	10	1	1	27	7	1	7	15	49	7	8	.341	.345	7
2012	Winston-Salem	#.315	92	365	58	115	144	14	6	1	42	7	6	7	31	64	19	10	.374	.395	14
	Birmingham	.370	30	119	17	44	55	9	1	0	13	1	1	2	10	22	7	5	.424	.462	2
	Charlotte	.256	11	39	4	10	12	2	0	0	1	0	0	0	6	0	0	0	.256	.308	0
2013	Charlotte	.241	112	432	50	104	128	20	2	0	28	11	3	4	29	76	16	7	.293	.296	17
2014	Charlotte	.293	110	437	60	128	180	19	6	7	57	10	6	5	36	84	16	4	.349	.412	10
	WHITE SOX	.250	28	100	6	25	30	5	0	0	5	0	1	0	3	25	1	1	.269	.300	1
2015	WHITE SOX	.224	120	389	40	87	127	23	1	5	31	6	1	5	19	81	2	2	.268	.326	5
	Charlotte	.344	29	131	17	45	61	10	0	2	17	1	0	1	4	28	5	2	.368	.466	3
2016	Charlotte	.255	61	235	31	60	99	11	2	3	29	4	2	1	7	55	10	4	.309	.421	4
	WHITE SOX	.208	53	154	15	32	55	9	1	4	21	2	1	1	5	42	0	1	.236	.357	3
<b>MINOR TOTALS</b>		<b>.284</b>	<b>587</b>	<b>2226</b>	<b>318</b>	<b>633</b>	<b>834</b>	<b>101</b>	<b>20</b>	<b>15</b>	<b>238</b>	<b>43</b>	<b>20</b>	<b>36</b>	<b>196</b>	<b>422</b>	<b>89</b>	<b>45</b>	<b>.349</b>	<b>.375</b>	<b>65</b>
<b>MLB TOTALS</b>		<b>.224</b>	<b>201</b>	<b>643</b>	<b>61</b>	<b>144</b>	<b>212</b>	<b>37</b>	<b>2</b>	<b>9</b>	<b>57</b>	<b>6</b>	<b>3</b>	<b>6</b>	<b>27</b>	<b>148</b>	<b>3</b>	<b>4</b>	<b>.261</b>	<b>.330</b>	<b>9</b>

#Tied For League Lead

### CAREER TRANSACTIONS

- Signed by the White Sox as a free agent (5/6/09).
- On Class AAA Charlotte disabled list with a sprained right ankle (8/8-26/13).

### CAREER FIELDING STATISTICS

POSITION	PCT	G	GS	TC	PO	A	E	DP	POSITION	PCT	G	GS	TC	PO	A	E	DP
Second Base	.988	177	169	752	328	415	9	115	Third Base	1.000	6	3	8	2	6	0	0
Shortstop	1.000	5	4	19	5	14	0	4									

### CAREER GAME BESTS AND HOME RUN INFORMATION

- HITS** — 3 (7x, last 9/24/16 at Cle.) ... **HR** — 1 (9x, last 9/29/16 vs. T.B.) ... **RBI** — 4 (8/21/15 at Sea.)
- RUNS** — 2 (8x, last 9/2/16 at Min.) ... **SB** — 1 (3x, last 9/8/15 vs. Cle.) ... **HITTING STREAK** — 12 games (7/17-2-29/15)
- GAME-ENDING HOME RUNS** — NONE ... **GRAND SLAMS** — NONE ... **MULTIHR GAMES** — NONE
- PINCH HOME RUNS** — NONE ... **INSIDE-THE-PARK HOMERS** — NONE ... **LEADOFF HOME RUNS** — NONE



# JAMES SHIELDS

# 33

## RIGHT-HANDED PITCHER

**Given Name:** James Anthony Shields  
**Bats:** Right      **Throws:** Right  
**Height:** 6-3      **Weight:** 210  
**Opening Day Age:** 35 (December 20, 1981)  
**Birthplace/Residence:** Newhall, Calif./San Diego, Calif.  
**First Pro Contract:** Tampa Bay Rays, selected in the 16th round, June 2000  
 First-Year Player Draft.  
**Sox Acquisition:** Obtained from San Diego with cash considerations in exchange for RHP Erik Johnson and INF Fernando Tatis Jr.  
**Major League Service:** 10 years, 125 days.  
**Contract Status:** Signed through 2018.

### 2016 SEASON

- Combined to go 6-19 with a 5.85 ERA (118 ER/181.2 IP), one complete game and 135 strikeouts over 33 starts between the White Sox and San Diego.
- Started the season in the Padres rotation before being traded to the Sox on 6/4 in exchange for right-handed pitcher Erik Johnson and infielder Fernando Tatis Jr.
- His 19 losses, 5.85 ERA and 40 home runs allowed were career highs ... his 19 losses tied Tampa Bay's Chris Archer for the most in the major leagues.
- Made 30-plus starts for the 10th consecutive season, tied with Seattle's Felix Hernandez for the longest streak since 2007.
- Went 2-3 with a 1.78 ERA (7 ER/35.1 IP), .189 opponents average and one complete game over five July starts.
- Received three runs or less of support in all 11 starts with the Padres, including one run or less six times.
- Went 0-4 over his first five starts of the season despite posting a 3.55 ERA (13 ER/33.0 IP) and .218 opponents average.
- Suffered the loss in his season debut on 4/5 vs. the Dodgers despite making a quality start (3 ER/6.0 IP) ... surrendered one run on three hits over 7.0 IP in a on 4/26 at San Francisco.
- Ended his losing streak with a win on 5/2 vs. Colorado, allowing one run in 6.0 IP ... worked 7.0 scoreless IP and struck out nine in his final victory with the Padres on 5/12 at Milwaukee.
- Allowed a career-high 10 runs over 2.2 IP on 5/31 at Seattle, suffering the loss in his final outing with the Padres.
- Was acquired by the White Sox from San Diego on 6/4 and added to the 25-man roster on 6/7.
- Made his Sox debut on 6/8 vs. Washington, allowing seven runs on eight hits and three home runs over 2.0 IP ... received a no decision on 6/13 vs. Detroit despite allowing seven runs (six earned) on nine hits over 5.0 IP.
- Worked 1.2 IP in a loss on 6/18 at Cleveland, giving up seven runs on eight hits ... became the 10th White Sox pitcher since 1913 to allow six-plus earned runs in three consecutive starts.
- Received a no decision on 6/23 at Boston after allowing three runs on five hits and four walks over 5.0 IP.
- Made six consecutive quality starts from 6/29-7/26, going 3-3 with a 1.71 ERA (8 ER/42.0 IP) and a .209 opponents average.
- Earned his first win with the Sox on 6/29 vs. Minnesota, allowing one run over 6.2 IP to end his seven-game winless streak ... recorded his second consecutive win on 7/4 vs. the Yankees, yielding two runs on five hits over 6.0 IP.
- Lost on 7/10 vs. Atlanta despite allowing two runs on six hits over 7.2 IP.
- Threw 23rd career complete game (first of 2016) on 7/16 at the Angels, allowing one run on two hits over 8.0 IP ... surrendered a leadoff triple to Yunel Escobar before holding the Angels hitless until the eighth in the Sox 1-0 loss.
- Suffered a 1-0 loss in a complete-game effort for the third time in his career, the most among active pitchers (Elias).

### SHIELDS AMONG MLB LEADERS SINCE 2007

Category	Rank	No.
Starts	1st	330
IP	1st	2,169.2
QS	4th	209
Strikeouts	6th	1,873
CG	T6th	22

### MOST STARTS IN MLB SINCE 2007

Pitcher	GS
James Shields	330
Justin Verlander	320
Felix Hernandez	316
Cole Hamels	315
Jered Weaver	303

### MOST NO DECISIONS IN MLB SINCE 2012

Pitcher	ND
Jose Quintana	59
Edinson Volquez	56
Cole Hamels	54
James Shields	53
Wei-Yin Chen	51

### MOST QS BY RHP SINCE 2007

Pitcher	QS
Felix Hernandez	218
Justin Verlander	212
James Shields	209
Zach Greinke	198
Jered Weaver	190

- Lost on 7/21 vs. Detroit despite making his fifth consecutive quality start (2 ER/6.0 IP).
- Snapped his three-game losing streak with a win on 7/26 vs. the Cubs ... allowed four singles and four walks over 7.2 scoreless IP ... retired 10 straight batters from the third-fifth.
- Was winless over 10 starts from 8/2-9/20, going 0-6 with a 9.46 ERA (48 ER/45.2 IP) ... his streak of six straight quality starts ended on 8/2 at Detroit (6 ER/5.0 IP).
- Suffered the loss on 8/7 vs. Baltimore after allowing eight runs on six hits and four home runs over 1.1 IP, his shortest outing since 6/19/10 at Florida.
- Received a no decision on 8/29 at Detroit despite allowing just two runs on six hits over 6.0 IP ... ended his 10-start winless stretch with a victory on 9/26 vs. Tampa Bay (1 ER/6.0 IP).

### CAREER HIGHLIGHTS

- Ranks among the major-league leaders since 2007 in games started (1st, 330), IP (1st, 2,169.2), pitchers thrown (2nd, 33,937), quality starts (4th, 209), opponents GIDP (4th, 186), strikeouts (6th, 1,873), shutouts (6th, 9), complete games (T6th, 22) and wins (T8th, 127).
- Recorded at least 10 victories, 200.0 IP and 160 strikeouts each season from 2007-15.
- His streak of 10 consecutive seasons with at least 30 starts is tied with Felix Hernandez for the longest active in the majors.
- Is 3-6 with a 5.46 ERA (36 ER/59.1 IP) and 45 strikeouts over 11 career postseason starts (four quality starts) ... played in the postseason with Tampa Bay (2008, 2010-11) and Kansas City (2014).
- Has made three starts in the World Series (1-2, 4.30 ERA).
- Was an American League All-Star with the Rays in 2011.

## 2015 SEASON

- Spent his first season with San Diego after signing as a free agent on 2/15 ... recorded his ninth consecutive season with 200.0-plus IP, second-most among active pitchers behind only Mark Buehrle (14).
- His 216 strikeouts ranked fifth in the National League and tied for the fourth-highest total in Padres franchise history, trailing only Kevin Brown (257 in 1998), Jake Peavy (240 in 2007) and Clay Kirby (231 in 1971).
- Tied for the NL lead with 33 starts, ranked seventh in strikeouts per 9.0 IP (9.52) and 10th in IP (202.2).
- He and Tyson Ross (212) became the first teammates in Padres history to record 200-plus strikeouts in the same season.
- Reached 100 strikeouts in 82.2 IP, the fastest starter to reach 100 strikeouts in franchise history, surpassing the previous record of 90.0 IP by Cory Luebke in 2011 and Sterling Hitchcock in 1999 ... the 82.2 IP were the third-fewest in club history to reach 100 strikeouts, trailing only Trevor Hoffman, who recorded 100 strikeouts in 71.2 IP in 1997 and 80.2 IP in 1996.
- Recorded 200-plus strikeouts for the third time in his career, also in 2011 (225) and 2012 (223) ... his 126 strikeouts before the break were the third-highest total in franchise history behind Andy Benes (138 in 1994) and Ian Kennedy (133 in 2014).
- Received an average of 5.92 runs of support (133 RS), the second-highest mark in the NL behind Michael Wacha (5.96).
- Went 7-0 over his first 14 starts, joining Andy Hawkins (11-0 in 1985) as the only as the only starters in Padres history to win each of his first seven decisions in a season.
- Made his seventh career Opening Day start on 4/6 at Los Angeles-NL (L, 2 ER/6.0 IP).

## 2014 SEASON

- Made 34 starts in his second season with Kansas City, tied for the most in the majors ... ranked fourth in the AL with 227.0 IP, topping the 200.0 mark for the eighth consecutive season.
- Finished sixth in the AL with an average of 1.74 walks per 9.0 IP, his lowest rate since 2008 (1.67).
- Led the AL with 10 road wins, going 10-2 with a 2.97 ERA (41 ER/124.1 IP).
- Went 6-4 with a 2.45 ERA (30 ER/110.1 IP) over his final 16 starts, holding opponents to a .231 (95-411) average.
- Recorded his ninth career shutout on 8/9 vs. San Francisco, allowing four hits with one walk and five strikeouts ... threw 18.1 consecutive scoreless IP streak from 8/30-9/10.
- Made his sixth Opening Day start on 3/31 at Detroit and second in a row with the Royals.
- Made five postseason starts for the Royals, going 1-2 with a 6.12 ERA (17 ER/25.0 IP) and 20 strikeouts ... his 20 strikeouts tied the Royals postseason record.
- Earned his only win in Game 3 of the ALDS vs. the Angels, allowing two runs on six hits over 6.0 IP ... started Game 1 (L; 5 ER/3.0 IP) and Game 5 (L; 2 ER/6.0 IP) of the World Series vs. San Francisco.



## 2013 SEASON

- Led the AL in IP (228.2) and quality starts (27), tied for the lead in starts (34), ranked seventh in strikeouts (196) and eighth in ERA (3.15) in his first season with Kansas City.
- His 196 strikeouts were the most by a Royals pitcher since Zack Greinke fanned 242 in 2009 (won Cy Young Award) ... his 27 quality starts tied for third-most in Royals history and were the most since Kevin Appier registered 29 in 1993.
- Went 9-3 with a 3.06 ERA (32 ER/94.0 IP) and 80 strikeouts in 14 starts after the All-Star Break ... his nine wins were the most in the AL and tied St. Louis' Joe Kelly and Atlanta's Kris Medlen for the most in the majors.
- Led the AL with a 2.07 road ERA, going 10-3 and holding opponents to a .224 (100-447) average.
- Made his fifth career Opening Day start on 4/1 at the White Sox (also 2008-10 and 2012 with Tampa Bay).
- Tossed two complete games (both losses): 4/13 vs. Toronto and 5/17 at Oakland.
- Was named Royals' Pitcher of the Month for both August (4-1, 3.35 ERA) and September (4-1, 3.18 ERA).
- Allowed one run or fewer in six of his final nine starts, going 6-1 with a 2.66 ERA (18 ER/61.0 IP) and 60 strikeouts.
- Posted a 9-0 record with a 1.73 ERA (13 ER/67.2 IP), 54 strikeouts and a .206 (51-247) opponents average over his last 10 road starts.

## 2012 SEASON

- Tied for fourth in the major leagues with 227.2 IP, his sixth consecutive season with 200.0 or more.
- Ranked third in the AL in IP, fourth in strikeouts (223) and 12th in ERA (3.52).
- Made his fourth career Opening Day start (also 2008-10), extending his own Tampa Bay club record.
- His 223 strikeouts fell two shy of his career-high 225 in 2011 ... became the first Rays pitcher to record at least 200 strikeouts in consecutive seasons.
- Recorded six double-digit strikeout games, tied with the Yankees CC Sabathia for third-most in the majors behind Texas' Yu Darvish (8) and the Mets R.A. Dickey (7).
- Went 5-0 with a 3.05 ERA over his first six starts of the season, 3-7 with a 5.16 ERA over his next 15 and 7-3 with a 1.99 ERA over his final 12.
- Worked at least 6.0 IP in 29 of his 33 starts, tied with Philadelphia's Cliff Lee for third-most in the majors behind Detroit's Justin Verlander (31) and Dickey (31).
- Recorded 46 strikeouts in May, setting a club record for the month and topping his own record of 42 in May 2011.
- Registered complete games on 7/31 at Oakland, 9/9 vs. Texas and 10/2 vs. Baltimore ... allowed three hits-or-fewer with 10 strikeouts-or-more and no walks in two of his three complete games, becoming the first Rays pitcher to accomplish that feat in a single season.
- Recorded his sixth shutout since 2011 on 9/9 vs. Texas, tying him with Lee for the most in the majors during that span ... also tallied his 14th complete games since 2011, four more than any other major-league pitcher during that span.
- Set a club record with 15 strikeouts in a complete-game two hitter (zero walks) on 10/2 vs. Baltimore ... lost the game, 1-0, becoming the first pitcher since 1918 to suffer the loss while striking out 15-plus with no walks and allowing two hits-or-fewer.

## 2011 SEASON

- Was named to his first career All-Star Team and established Tampa Bay club records in IP (249.1), complete games (11) and shutouts (four).
- Finished third in the AL Cy Young Award with 66 points ... was one of three starting pitchers to receive votes in the AL Most Valuable Player voting along with winner Justin Verlander and CC Sabathia.

**2008 SEASON**

- Was named Rays team MVP by the Tampa Bay chapter of the BBWAA, joining Roberto Hernandez (1999) and Tanyon Sturtze (2001) as the only pitchers to win the award
- His 249.1 IP ranked second in the majors behind Verlander (251.0) and exceeded the Rays previous club mark by 25.1 innings (Sturtze in 2002).
- Was selected to the AL All-Star Team, but did not pitch ... was voted in on the players' ballot.
- His 11 complete games were the most by any major-league pitcher since Arizona's Randy Johnson (12) in 1999 and were the most by an AL pitcher since Baltimore's Scott Erickson (11) in 1998.
- Recorded more complete games than 26 major-league teams ... threw two more than 2011 Cy Young Award winners Verlander (4) and Clayton Kershaw (5) combined.
- Tied Texas' Derek Holland for the AL lead with four shutouts ... was the first AL pitcher with 11 complete games and four shutouts in a season since Boston's Roger Clemens in 1992.
- Surpassed the Rays previous club records of seven complete games and three shutouts ... his 2.33 ERA (37 ER/142.1 IP) and 137 strikeouts at the break were both franchise records.
- Lowered his ERA from 5.18 in 2010 to 2.82, the third-largest, single-season drop in the majors since 1969 (STATS) ... also trimmed his opponents average by 77 points (.294 to .217).
- His 225 strikeouts ranked fifth in the majors, and second among right-handers behind Verlander's 250 ... became the Rays all-time strikeout leader on 5/22 at Florida when he fanned Gaby Sanchez for the last out of the game in a 4-0 win.
- Led the majors with 13 pickoffs, the first right-handed pitcher to lead the majors in that department since Texas' Charlie Hough (16) in 1988 ... tied the White Sox Jack McDowell (13 in 1993) for the second-most pickoffs by a righty since the stat was first recorded in 1974 behind Hough (STATS).
- Was named AL Pitcher of the Week for 4/18-24 and 6/13-19 ... registered two complete-game wins with four hits allowed or less each week.
- Recorded a club record three consecutive complete-game wins from 6/14-24, equaling the longest streak in the majors since 2004.
- Started and lost Game 2 of the ALDS at Texas, 8-6.

**2007 SEASON**

- Led Tampa and ranked 10th in the AL with 215.0 IP in his second major-league season.
- Set a club record with a 7.70 strikeout-to-walk ratio (184 SO/36 BB) ... the mark ranked second in the majors and was the fifth-best since 1900 by a pitcher age 25 or younger.
- Issued 1.50 walks per 9.0 IP, third-best in the AL ... walked one batter or fewer in 22 of his 31 starts ... faced a stretch of 114 batters without a free pass from 6/20-7/12.
- Worked at least 6.0 IP in 28 of his 31 starts.
- Went 6-0 with a 3.05 ERA (33 ER, 97.2 IP), 83 strikeouts and a .211 (76-360) opponents average in his first 13 starts.

**2006 SEASON**

- Began the season with Class AAA Durham before being promoted to Tampa Bay.
- Ranked third among AL rookies with 124.2 IP and fourth with 104 strikeouts ... led Rays starters and was fourth among major-league rookie starters with 2.74 walks per 9.0 IP.
- Was recalled on 5/30 and made his major-league debut on 5/31 at Baltimore, receiving a no decision after allowing five runs on nine hits over 5.0 IP ... tallied his first career strikeout in the second inning (Javy Lopez).
- Went 4-0 with a 1.80 ERA (5 ER/25.0 IP) over four starts from 6/5-6/21 ... earned his first career win on 6/5 vs. the Angels, allowing seven hits over 6.0 scoreless IP.
- Recorded his first major-league hit in his first career plate appearance on 6/16 at Philadelphia (single off Cole Hamels) ... tied the Rays club record for the most hits in a season by a pitcher with three.

**2005 SEASON**

- Was named the Rays Minor League Pitcher of the Year after combining to go 8-5 with a 2.97 ERA (38 ER/115.1 IP) and 110 strikeouts over 18 games (17 starts) between Montgomery and Class AAA Durham.
- Began the season on Class A Visalia's disabled list with right shoulder tendinitis ... was reinstated and promoted to Montgomery on 5/27.
- Went 6-1 with a 2.05 ERA (15 ER/66.0 IP) over his last nine starts with the Biscuits.

**2010 SEASON**

- Became Tampa Bay's all-time leader in wins, starts, IP and quality starts.
- Lost a career-high 15 games, tied for the second-most in the American League.
- Allowed 34 home runs, the most in the AL and second-most in the majors ... led the majors in runs allowed (128), earned runs allowed (117) and tied for the lead in hits allowed (246).
- Allowed six home runs on 8/7 at Toronto, tying a modern day major-league record ... was the eighth pitcher to allow at least six homers in a game and only the third in the last 70 years (last R.A. Dickey on 5/6/06 vs. Detroit).
- Made his first career relief appearance on 6/19 at Florida, earning the win after pitching a scoreless 10th inning.
- Started Game 2 of the ALDS vs. Texas ... suffered the loss, allowing four runs on four hits over 4.1 IP.

**2009 SEASON**

- Tied for fourth in the AL with 33 starts and ranked sixth with 219.2 IP.
- Went 6-6 with a 3.42 ERA (49 ER/129.0 IP) in 19 starts before the All-Star break, compared to 5-6 with a 5.16 ERA (52 ER/90.2 IP) in 14 starts after the break.
- Started his 100th career game on 6/20 at New York-NL ... earned the win, allowing one run on three hits over 7.0 IP.
- Recorded his 500th career strikeout on 5/29 vs. Minnesota (Brendan Harris) and 600th on 9/18 vs. Toronto (Travis Snider) ... became the second pitcher in Rays history to reach the 600-strikeout mark (Scott Kazmir).

FRONT OFFICE  
FIELD STAFF  
PLAYERS  
OPPONENTS  
2016 REVIEW  
HISTORY  
RECORDS  
MINOR LEAGUES  
MEDIA/MISC.

### 2004 SEASON

- Went a combined 8-8 with a 4.72 ERA (71 ER/135.1 IP) in 24 starts between Montgomery and Class A Bakersfield.
- Threw the first pitch in Biscuits history as the OD starter.

### 2003 SEASON

- Spent the season with Class A Bakersfield, where he led the team in wins (10), IP (143.2) and strikeouts (119).

### 2002 SEASON

- Missed the entire season due to right shoulder surgery.

### 2001 SEASON

- Began his professional career with Class A Hudson Valley and Class A Charleston, going a combined 6-6 with a 2.55 ERA (28 ER/98.2 IP) and 85 strikeouts in 15 starts ... his 2.55 ERA ranked second in the Rays system.
- Was signed by Fred Repke (Rays).

### COMMUNITY INVOLVEMENT

- He and his wife, Ryane, are actively involved in providing support to foster children ... was the Rays Roberto Clemente Award nominee three straight years from 2009-11.
- Received the Champion for Youth Award from the Clearwater (Fla.) for Youth organization in February 2012.

### MISCELLANEOUS/PERSONAL

- Married Ryane ... has two daughters: Ashton and Camden.
- Graduated in 1999 from Hart High School in Santa Clarita, Calif. ... was named the Los Angeles Times Valley Player of the Year as a junior after going 11-0 with a 2.35 ERA and 123 strikeouts ... also batted .478 with 11 home runs and 45 RBI.
- Was offered a scholarship to Louisiana State University, but turned it down to sign with the Rays.
- Is cousins with former White Sox outfielder and 2005 World Champion Aaron Rowand.

### CAREER PLAYING RECORD

YEAR	CLUB	W-L	PCT	ERA	G	GS	CG	SHO	SV	IP	H	R	ER	HR	HB	BB-I	SO	WP	BK	AVG
2001	Hudson Valley	2-1	.667	2.30	5	5	0	0	0	27.1	27	8	7	1	1	5-0	25	1	1	.236
	Charleston	4-5	.444	2.65	10	10	2	1	0	71.1	63	24	21	7	2	10-0	60	2	1	.255
DID NOT PITCH DUE TO INJURY																				
2002	Bakersfield	10-10	.500	4.45	26	24	0	0	1	143.2	161	85	71	19	12	38-0	119	6	4	.279
2003	Bakersfield	8-5	.615	4.23	20	20	1	1	0	117.0	119	61	55	13	9	33-0	92	6	0	.273
	Montgomery	0-3	.000	7.85	4	4	0	0	0	18.1	24	16	16	4	0	8-0	14	0	0	.329
2005	Montgomery	7-5	.583	2.80	17	16	0	0	0	109.1	95	36	34	6	6	31-0	104	7	0	.244
	Durham	1-0	1.000	6.00	1	1	0	0	0	6.0	9	4	4	0	0	3-0	6	1	0	.346
2006	Durham	3-2	.600	2.64	10	10	0	0	0	61.1	60	24	18	3	2	6-0	64	4	1	.262
	TAMPA BAY	6-8	.429	4.84	21	21	1	0	0	124.2	141	69	67	18	5	38-5	104	9	0	.288
2007	TAMPA BAY	12-8	.600	3.85	31	31	1	0	0	215.0	202	98	92	28	10	36-0	184	9	0	.247
2008	TAMPA BAY	14-8	.636	3.56	33	33	3	2	0	215.0	208	94	85	24	12	40-0	160	6	0	.254
2009	TAMPA BAY	11-12	.478	4.14	33	33	0	0	0	219.2	239	113	101	29	1	52-1	167	3	1	.275
2010	TAMPA BAY	13-15	.464	5.18	34	33	0	0	0	203.1	*246	128	*117	*34	5	51-2	187	13	2	.294
2011	TAMPA BAY	16-12	.571	2.82	33	33	*11	#4	0	249.1	195	83	78	26	5	65-1	225	4	0	.217
2012	TAMPA BAY	15-10	.600	3.52	33	33	3	2	0	227.2	208	103	89	25	11	58-2	223	7	1	.239
2013	KANSAS CITY	13-9	.591	3.15	34	#34	2	0	0	*228.2	215	82	80	20	8	68-0	196	11	2	.251
2014	KANSAS CITY	14-8	.636	3.21	34	#34	1	1	0	227.0	224	95	81	23	11	44-0	180	12	2	.256
2015	SAN DIEGO	13-7	.650	3.91	33	33	0	0	0	202.1	189	93	88	33	9	81-5	216	7	1	.248
2016	SAN DIEGO	2-7	.222	4.28	11	11	0	0	0	67.1	69	33	32	9	1	27-2	57	3	0	.272
	WHITE SOX	4-12	.250	6.77	22	22	1	0	0	114.1	139	89	86	31	7	55-1	78	7	0	.296
<b>MINOR TOTALS</b>		<b>35-31</b>	<b>.567</b>	<b>3.57</b>	<b>93</b>	<b>90</b>	<b>3</b>	<b>2</b>	<b>1</b>	<b>554.1</b>	<b>558</b>	<b>258</b>	<b>226</b>	<b>53</b>	<b>32</b>	<b>134-0</b>	<b>484</b>	<b>27</b>	<b>7</b>	<b>.265</b>
<b>A.L. TOTALS</b>		<b>118-102</b>	<b>.536</b>	<b>3.89</b>	<b>308</b>	<b>307</b>	<b>23</b>	<b>9</b>	<b>0</b>	<b>2024.2</b>	<b>2017</b>	<b>954</b>	<b>876</b>	<b>258</b>	<b>75</b>	<b>507-12</b>	<b>1704</b>	<b>81</b>	<b>8</b>	<b>.259</b>
<b>N.L. TOTALS</b>		<b>15-14</b>	<b>.517</b>	<b>4.00</b>	<b>44</b>	<b>44</b>	<b>0</b>	<b>0</b>	<b>0</b>	<b>269.2</b>	<b>258</b>	<b>126</b>	<b>120</b>	<b>42</b>	<b>10</b>	<b>108-7</b>	<b>273</b>	<b>10</b>	<b>1</b>	<b>.254</b>
<b>MLB TOTALS</b>		<b>133-116</b>	<b>.534</b>	<b>3.91</b>	<b>352</b>	<b>351</b>	<b>23</b>	<b>9</b>	<b>0</b>	<b>2294.1</b>	<b>2275</b>	<b>1080</b>	<b>996</b>	<b>300</b>	<b>85</b>	<b>615-19</b>	<b>1977</b>	<b>91</b>	<b>9</b>	<b>.258</b>

\*Led League #Tied for League Lead

### CAREER TRANSACTIONS

- Selected by Tampa Bay in the 16th round of the First-Year Player Draft (6/00).
- On Class A Charleston disabled list with right shoulder tendinitis (4/4-9/10/02).
- On Class AA Montgomery disabled list with right shoulder tendinitis (4/28-5/23/04).
- On Class A Visalia disabled list with right shoulder tendonitis (4/7-5/27/05).
- On Major League Baseball Suspended List (6/11-19/08).
- Traded by Tampa Bay with RHP Wade Davis to Kansas City in exchange for INF Patrick Leonard, LHP Mike Montgomery, OF Wil Myers, LHP Jake Odorizzi and INF Elliot Johnson (12/9/12).
- Signed with San Diego as a free agent (2/10/15).
- Traded by San Diego with cash considerations to the White Sox in exchange for RHP Erik Johnson and INF Fernando Tatis Jr. (6/4/16).

### CAREER FIELDING STATISTICS

POSITION	PCT	G	GS	TC	PO	A	E	DP
Pitcher	.935	352	351	461	179	252	30	20

### CAREER GAME BESTS

**STRIKEOUTS** — 15 (10/2/12 vs. Baltimore; 9.0 IP) ... **IP** — 9.0 (18x, last 8/9/14 vs. S.F. ... **CG** — 23 (7/16/16 at LAA)  
**SHO** — 9 (last 8/9/14 vs. S.F.) ... **WINNING STREAK** — 7 games (4/11-6/3/15)  
**CONSECUTIVE SCORELESS IP** — 23.0 (8/26-9/5/11)



### CAREER PITCHING BREAKDOWN

Quality Starts — Career: 220; 2016: 18; 2015: 19; 2014: 24; 2013: 27; 2012: 20; 2011: 25; 2010: 17; 2009: 17; 2008: 22; 2007: 20; 2006: 11  
 Club Record As A Starter — Career: 187-165; 2016: 9-24; 2015: 16-17; 2014: 21-13; 2013: 21-13; 2012: 15-10; 2011: 21-12; 2010: 16-17;  
 2009: 15-18; 2008: 22-11; 2007: 16-15; 2006: 18-13  
 Starts Lasting At Least 6.0/7.0/8.0 IP — Career: 296/175/59; 2016: 22/8/1; 2015: 25/9/0; 2014: 30/18/4; 2013: 30/21/7; 2012: 29/18/8; 2011:  
 31/28/15; 2010: 23/10/3; 2009: 27/15/4; 2008: 27/18/8; 2007: 28/20/8; 2006: 14/6/1.

### WILD CARD GAME RECORD

YEAR	CLUB	W-L	PCT	ERA	G	GS	CG	SHO	SV	IP	H	R	ER	HR	HB	BB-I	SO	WP	BK	AVG
2014	K.C. vs. Oak.	0-0	.000	7.20	1	1	0	0	0	5.0	5	4	4	1	0	2-0	6	0	0	.263

### DIVISION SERIES RECORD

YEAR	CLUB	W-L	PCT	ERA	G	GS	CG	SHO	SV	IP	H	R	ER	HR	HB	BB-I	SO	WP	BK	AVG
2008	T.B. vs. Sox	1-0	1.000	4.26	1	1	0	0	0	6.1	6	3	3	1	1	1-0	4	0	0	.261
2010	T.B. vs. Tex.	0-1	.000	8.31	1	1	0	0	0	4.1	4	4	4	1	2	0-0	2	0	0	.235
2011	T.B. vs. Tex.	0-1	.000	12.60	1	1	0	0	0	5.0	8	7	7	0	2	0-0	6	2	0	.348
2014	K.C. vs. LAA	1-0	1.000	3.00	1	1	0	0	0	6.0	6	2	2	2	1	2-0	6	1	0	.250
<b>TOTALS</b>		<b>2-2</b>	<b>.500</b>	<b>6.65</b>	<b>4</b>	<b>4</b>	<b>0</b>	<b>0</b>	<b>0</b>	<b>21.2</b>	<b>24</b>	<b>16</b>	<b>16</b>	<b>4</b>	<b>6</b>	<b>3-0</b>	<b>18</b>	<b>3</b>	<b>0</b>	<b>.276</b>

### LEAGUE CHAMPIONSHIP SERIES RECORD

YEAR	CLUB	W-L	PCT	ERA	G	GS	CG	SHO	SV	IP	H	R	ER	HR	HB	BB-I	SO	WP	BK	AVG
2008	T.B. vs. Bos.	0-2	.000	3.46	2	2	0	0	0	13.0	15	6	5	2	0	5-0	9	0	0	.294
2014	K.C. vs. Bal.	0-0	.000	7.20	1	1	0	0	0	5.0	10	4	4	0	0	1-0	3	0	0	.400
<b>TOTALS</b>		<b>0-2</b>	<b>.000</b>	<b>4.50</b>	<b>3</b>	<b>3</b>	<b>0</b>	<b>0</b>	<b>0</b>	<b>18.0</b>	<b>25</b>	<b>10</b>	<b>9</b>	<b>2</b>	<b>0</b>	<b>6-0</b>	<b>12</b>	<b>0</b>	<b>0</b>	<b>.329</b>

### WORLD SERIES RECORD

YEAR	CLUB	W-L	PCT	ERA	G	GS	CG	SHO	SV	IP	H	R	ER	HR	HB	BB-I	SO	WP	BK	AVG
2008	T.B. vs. Phi.	1-0	1.000	0.00	1	1	0	0	0	5.2	7	0	0	0	0	2	4	1	0	.304
2014	K.C. vs. S.F.	0-2	.000	7.00	2	2	0	0	0	9.0	15	7	7	1	0	2	5	2	0	.366
<b>TOTALS</b>		<b>1-2</b>	<b>.333</b>	<b>4.30</b>	<b>3</b>	<b>3</b>	<b>0</b>	<b>0</b>	<b>0</b>	<b>14.2</b>	<b>22</b>	<b>7</b>	<b>7</b>	<b>1</b>	<b>0</b>	<b>4</b>	<b>9</b>	<b>3</b>	<b>0</b>	<b>.344</b>

### ALL-STAR GAME RECORD

YEAR	CLUB	W-L	PCT	ERA	G	GS	CG	SHO	SV	IP	H	R	ER	HR	HB	BB-I	SO	WP	BK	AVG
2011	A.L., Arizona																			DID NOT PITCH



FRONT OFFICE

FIELD STAFF

PLAYERS

OPPONENTS

2016 REVIEW

HISTORY

RECORDS

MINOR LEAGUES

MEDIA/MISC.



# BLAKE SMITH

# 73

**RIGHT-HANDED PITCHER**
**NON-ROSTER INVITEE**
**Given Name:** Blake Matthew Smith

**Bats:** Left      **Throws:** Right

**Height:** 6-2      **Weight:** 220

**Opening Day Age:** 29 (December 9, 1987)

**Birthplace/Residence:** Modesto, Calif.

**First Pro Contract:** Los Angeles Dodgers, selected in the second round, June 2009 First-Year Player Draft.

**Sox Acquisition:** Signed as a free agent, January 23, 2017.

**Major League Service:** 27 days.

**Contract Status:** Signed through 2017.

## 2016 SEASON

- Spent most of the season with Class AAA Charlotte but also pitched for the White Sox in September.
- His contract was purchased from Charlotte on 9/6 ... made his major-league debut on 9/10 vs. Kansas City, working a scoreless ninth inning ... recorded his first career strikeout on 9/19 at Kansas City (Drew Butera).
- Appeared in 39 games with the Knights ... did not allow a run in 17 of his last 18 appearances
- Limited right-handers to a .215 average (34-158) ... posted a 1.98 ERA (9 ER/41.0 IP) over 20 road appearances.
- Recorded a 0.75 ERA (2 ER/24.0 IP) in 13 appearances after the break.
- Worked at least 2.0 IP in 12 of his first 15 appearances, including seven straight from 4/25-5/16.
- Struck out a season-high four on 5/9 at Norfolk, 6/22 at Durham and 8/19 at Gwinnett ... worked 3.0 IP four times.
- Threw 15.0 consecutive scoreless IP over nine appearances from 6/26-8/1 ... surrendered two runs on 8/5 vs. Norfolk before starting an eight-game scoreless stretch on 8/11.
- Did not allow a run over his final eight appearances (16.0 IP) prior to being recalled by Chicago.
- Was returned to the White Sox by San Diego on 3/27 after not making the Padres Opening Day roster.

## 2015 SEASON

- Combined to go 2-5 with a 2.89 ERA (17 ER, 53.0 IP), three saves, 64 strikeouts and a .226 (45-199) opponents average over 44 relief appearances between Class AA Tulsa in the Dodgers organization and Class AA Birmingham and Class AAA Charlotte in the White Sox organization.
- Began the season with Tulsa, posting a 1.62 ERA (3 ER/16.2 IP) with 16 strikeouts in 16 outings.
- Was traded by the Dodgers to the Sox on 5/23 in exchange for left-hander Eric Surkamp.
- Finished the season in the Sox system, appearing in four games with the Barons and 24 with the Knights ... was promoted to Charlotte on 6/7, striking out 42 over 30.0 IP.
- Was selected by San Diego in the Rule 5 Draft on 12/10.

## 2014 SEASON

- Split the season between Class A Rancho Cucamonga and Class AA Chattanooga in the Dodgers system, going a combined 2-7 with a 3.82 ERA (26 ER/61.1 IP), 11 saves and 61 strikeouts over 48 relief appearances.
- Was promoted to Chattanooga on 6/7, where he finished the season and appeared in two postseason games.
- Pitched for Glendale in the Arizona Fall League, appearing in nine games (9.00 ERA, 11 ER/11.0 IP).

## 2013 SEASON

- Opened the season as a position player but was converted to pitcher during the season.
- Made 21 appearances with Rancho Cucamonga after batting .233 (56-240) in 74 games to start the season.
- Following the season, made 12 relief appearances for Adelaide Bite in the Australian Baseball League, going 1-0 with a 2.00 ERA (4 ER/18.0 IP).

## 2012 SEASON

- Was named to the Southern League midseason All-Star.
- Hit eight of his 13 homers off right-handers ... recorded four RBI four times and a season-high four hits on 5/19 vs. Huntsville.

## 2011 SEASON

- Combined to hit a career-high .304 (95-313) with 20 home runs and 73 RBI in 80 games between Rancho Cucamonga and the Arizona Summer League Dodgers.
- Hit .333 (51-153) with runners on base, .324 (35-108) with RISP and .300 (63-210) vs. right-handers.
- Appeared in four postseason games with the Quakes.
- Was named the regular-season Most Valuable Player of the Panama Winter League following the season.

## 2010 SEASON

- Ranked fourth in the Midwest League with 19 home runs at Class A Great Lakes ... was named to the MWL postseason All-Star team.
- Ranked among the team leaders in RBI (2nd, 76), runs scored (2nd, 77), on-base percentage (2nd, .363), doubles (3rd, 28), walks (T2nd, 49) and slugging percentage (4th, .488).
- Batted .327 (34-104) with a league-leading eight home runs and 28 RBI over 28 games in July.
- Played in six postseason games for Great Lakes.

## 2009 SEASON

- Made his professional debut with the Arizona Summer League Dodgers and Rookie Ogden.
- Appeared in one postgame game with Ogden in the Pioneer League Playoffs, going 1-2.

## MISCELLANEOUS/PERSONAL

- Married Mekila ... Twitter: @B\_Smith19.
- Attended the University of California-Berkeley from 2007-09, where he was roommated with current major-league pitcher Tyson Ross ... earned All-Pac-10 honors as a junior.
- Helped the USA Baseball National Collegiate Team capture the gold medal at the IV FISU World Collegiate Baseball Championship in the Czech Republic in 2008 ... led Team USA to a 24-0 record with a team-best .327 average (18-55).
- Is a 2006 graduate of Thomas Downey High School in Modesto, Calif.

**CAREER PLAYING RECORD (PITCHER)**

YEAR	CLUB	W-L	PCT	ERA	G	GS	CG	SHO	SV	IP	H	R	ER	HR	HB	BB-I	SO	WP	BK	AVG
2013	Rancho Cucam.	1-1	.500	7.78	21	0	0	0	0	19.2	20	20	17	2	4	19-0	12	4	1	.253
2014	Rancho Cucam.	1-3	.250	3.54	22	0	0	0	9	28.0	23	13	11	2	2	13-0	28	3	0	.221
	Chattanooga	1-4	.200	4.05	26	0	0	0	2	33.1	35	19	15	2	3	16-1	33	5	0	.263
2015	Tulsa	0-3	.000	1.62	16	0	0	0	3	16.2	8	4	3	1	2	9-2	16	3	0	.151
	Birmingham	1-0	1.000	4.26	4	0	0	0	0	6.1	8	4	3	1	0	3-0	6	0	0	.296
	Charlotte	1-2	.333	3.30	24	0	0	0	0	30.0	29	11	11	1	0	15-2	42	5	0	.244
2016	Charlotte	3-1	.750	3.53	39	0	0	0	1	71.1	64	28	28	6	0	24-0	75	8	0	.242
	WHITE SOX	0-0	.000	6.23	5	0	0	0	0	4.1	7	3	3	1	1	0-0	1	0	0	.350
<b>MINOR TOTALS</b>		<b>8-14</b>	<b>.364</b>	<b>3.86</b>	<b>152</b>	<b>0</b>	<b>0</b>	<b>0</b>	<b>15</b>	<b>205.1</b>	<b>187</b>	<b>99</b>	<b>88</b>	<b>15</b>	<b>11</b>	<b>99-5</b>	<b>212</b>	<b>28</b>	<b>1</b>	<b>.240</b>
<b>MLB TOTALS</b>		<b>0-0</b>	<b>.000</b>	<b>6.23</b>	<b>5</b>	<b>0</b>	<b>0</b>	<b>0</b>	<b>0</b>	<b>4.1</b>	<b>7</b>	<b>3</b>	<b>3</b>	<b>1</b>	<b>1</b>	<b>0-0</b>	<b>1</b>	<b>0</b>	<b>0</b>	<b>.350</b>

**CAREER PLAYING RECORD (HITTER)**

YEAR	CLUB	AVG	G	AB	R	H	TB	2B	3B	HR	RBI	SH	SF	HB	BB	SO	SB	CS	OBP	SLG	E
2009	AZL Dodgers	.227	6	22	3	5	6	1	0	0	2	0	0	2	2	9	0	0	.346	.273	0
	Ogden	.212	30	104	14	22	32	7	0	1	12	1	0	2	13	38	0	0	.311	.308	2
2010	Great Lakes	.281	115	430	77	121	210	28	2	19	76	3	3	8	49	135	2	3	.363	.488	5
2011	Rancho Cucamonga	.294	74	293	59	86	158	24	0	16	63	0	4	0	32	83	3	2	.359	.539	5
	AZL Dodgers	.450	6	20	7	9	23	2	0	4	10	0	0	0	3	1	0	0	.522	1.150	0
2012	Chattanooga	.267	133	461	69	123	199	29	4	13	65	0	2	3	64	134	14	6	.358	.432	6
2013	Chattanooga	.233	74	240	30	56	90	14	1	6	28	0	2	1	27	62	3	1	.311	.375	2
2014	Chattanooga	.000	17	2	0	0	0	0	0	0	0	0	0	0	1	2	0	0	.333	.000	1
2015	Tulsa	.500	8	2	0	1	1	0	0	0	0	0	0	0	1	0	0	0	.500	.500	0
<b>MINOR TOTALS</b>		<b>.269</b>	<b>463</b>	<b>1574</b>	<b>259</b>	<b>423</b>	<b>719</b>	<b>105</b>	<b>7</b>	<b>59</b>	<b>256</b>	<b>4</b>	<b>11</b>	<b>16</b>	<b>191</b>	<b>465</b>	<b>22</b>	<b>12</b>	<b>.352</b>	<b>.457</b>	<b>21</b>

**CAREER TRANSACTIONS**

- Selected by Los Angeles-NL in the second round of the First-Year Player Draft (6/09).
- On Class A Rancho Cucamonga disabled list with a left hip hernia (6/20-8/23/11).
- On Class AA Chattanooga disabled list with a bruised right ribcage (9/2/12-remainder of season).
- On Minor League Baseball Restricted List (7/24-27/14).
- Traded by Los Angeles-NL to the White Sox in exchange for pitcher Eric Surkamp (5/22/15).
- Selected by San Diego in the Rule 5 Major-League Draft (12/10/15).
- Returned to the White Sox from San Diego (3/27/16).
- Signed by the White Sox as a free agent (1/23/17).

**CAREER FIELDING STATISTICS**

POSITION	PCT	G	GS	TC	PO	A	E	DP
Pitcher	1.000	5	0	1	1	0	0	0



White Sox manager Rick Renteria poses with students at Benito Juarez Community Academy on January 25, 2017 following his ceviche cooking demonstration.



# KEVAN SMITH

# 36

## CATCHER

## NON-ROSTER INVITE

**Given Name:** Kevan Alan Smith

**Bats:** Right      **Throws:** Right

**Height:** 6-4      **Weight:** 230

**Opening Day Age:** 28 (June 28, 1988)

**Birthplace/Residence:** Pittsburgh, Pa.

**First Pro Contract:** White Sox.

**Sox Acquisition:** Selected in seventh round, June 2011 First-Year Player Draft.

**Major League Service:** 61 days.

**Contract Status:** Signed through 2017.

### 2016 SEASON

- Spent most of the season with Class AAA Charlotte before finishing with the White Sox.
- Appeared in seven games (four starts) with the Sox ... threw out 1-2 attempted basestealers ... White Sox pitchers owned a 4.82 ERA (15 ER/28.0 IP) when he was behind the plate.
- Was recalled from Class AAA Charlotte on 4/24, replacing Alex Avila on the 25-man roster.
- Was scratched from his scheduled major-league debut on 4/25 at Toronto and placed on the 15-day disabled list on 4/26 (retro to 4/24) with sacroiliac joint dysfunction ... was reinstated from the disabled list and optioned to Charlotte on 5/22.
- Was recalled by the Sox on 9/1 and made his major-league debut that night at Minnesota ... entered the game as a defensive replacement at catcher and went 0-1.
- Made his first start on 9/3 at the Twins, going 0-4 as the designated hitter ... started at catcher on 9/4 at Target Field, going 0-3 with a run scored.
- Recorded his first major-league hit on 9/17 at Kansas City, a single off Dillon Gee.
- Spent most of the season as Charlotte's starting catcher ... threw out 39.5 percent (15-38) of attempted basestealers.
- Hit .265/.357/.469 vs. lefties, compared to .201/.265/.373 vs. right-handers ... batted .205 (33-161) as the catcher.
- Went 3-4 with his first homer and two RBI on 4/13 at Norfolk.
- Did not play from 5/25-7/9 due to hip and knee injuries ... appeared in two games with the Arizona League White Sox from 7/10-11 before rejoining Charlotte.
- Hit safely in four of his last six games from 8/25-31 before joining the White Sox in September.

### 2015 SEASON

- Spent his fifth season in the White Sox organization at Class AAA Charlotte.
- Threw out 19.0 percent (19-82) of attempted basestealers.
- Batted .296 (34-115) with four home runs and 19 RBI vs. left-handed pitchers (.240/2 HR/17 RBI against righties) ... posted a .299 (47-157) average on the road.
- Homered in back-to-back games from 6/8-9 ... went 4-4 with four RBI on 7/11 at Norfolk.

### 2014 SEASON

- Ranked sixth in the organization in on-base percentage (.379) and seventh in average (.290) at Class AA Birmingham.
- Was named a Southern League midseason All-Star.
- Threw out 33.3 percent (35-105) of attempted basestealers ... batted .342 (26-76) vs. left-handers.
- Hit .302 (57-189) in the first half, including a .358 (29-81) average over 22 games in May.
- Reached base in a season-high 19 straight games from 5/5-30 ... compiled a season-high, 14-game hitting streak from 8/1-18 (.373, 19-51).

- Appeared in 12 games with Glendale of the Arizona Fall League, batting .244 (11-45) with four doubles and five RBI.
- Entered the season rated by *Baseball America* as the Best Defensive Catcher in the White Sox organization.

### 2013 SEASON

- Spent the season with Class A Winston-Salem, appearing in 92 games at catcher and nine as the designated hitter.
- Ranked among the Sox organizational leaders in RBI (T7th, 73), runs scored (9th, 66), slugging (9th, .464), hits (10th, 110), total bases (10th, 178) and extra-base hits (10th, 41).
- Batted .281 (98-349) at catcher, .317 (26-82) vs. left-handers, .314 (61-194) at home and .313 (62-198) in the second half.
- Recorded a season-high .345 average in June and August ... hit .325 (40-123) with four home runs and 58 RBI with RISP and .365 (19-52) with RISP/two outs.
- Collected four hits and four RBI on 6/27 vs. Salem.
- Hit safely in 11 of his final 12 games (seven multihit), batting .435 (20-46) with two homers, 10 RBI and seven runs scored.

### 2012 SEASON

- Appeared in 108 games between Class A Kannapolis and Winston-Salem, hitting .281 (117-417) with 30 doubles, 10 home runs, 83 RBI and 56 runs scored.
- Was named a South Atlantic League midseason All-Star.
- Batted .301 (72-239) with six homers and 45 RBI at catcher ... threw out 33.3 percent (33-105) of attempted basestealers.
- Began the season with Kannapolis and led the team in doubles (26) ... hit .339 (20-59) in June.
- Was promoted to Winston-Salem on 7/25 ... collected five RBI in his Dash debut on 7/26 vs. Carolina.

### 2011 SEASON

- Split time between Advanced Rookie Bristol and Advanced Rookie Great Falls, hitting .355 (72-203) with nine homers and 48 RBI in 56 games.
- Was ranked by *Baseball America* as the No. 17 Prospect in the Pioneer League No. 20 in the Appalachian League.
- Threw out 34.3 percent (23-67) of attempted basestealers.
- Led Bristol with a .396 (38-96) average and .740 slugging percentage before being promoted.
- Was named APPY Player of the Month for July and PL Batter of the Week for 7/18-24 ... posted a 15-game hitting streak with Great Falls from 8/18-9/2 (.528, 28-53).
- Was recommended/signed by Phil Guley.

### MISCELLANEOUS/PERSONAL

- Engaged to Jessica ... Twitter: @bass\_slayer32.
- Graduated from the University of Pittsburgh ... batted .375 with 40 doubles, six triples, 19 home runs and 123 RBI at Pitt.
- Was named First-Team All-Big East in 2010 and 2011 ... led the league with a .396 average in 2011.
- Graduated in 2006 from Seneca Valley (Pa.) High School.

### CAREER PLAYING RECORD

YEAR	CLUB	AVG	G	AB	R	H	TB	2B	3B	HR	RBI	SH	SF	HB	BB	SO	SB	CS	OBP	SLG	E
2011	Bristol	.396	26	96	24	38	71	10	1	7	32	0	0	2	14	14	1	2	.482	.740	4
	Great Falls	.318	30	107	22	34	56	12	2	2	16	0	1	5	14	16	1	0	.417	.523	3
2012	Kannapolis	.282	86	340	48	96	143	26	0	7	60	1	4	9	25	62	0	1	.344	.421	7
	Winston-Salem	.273	22	77	8	21	38	4	2	3	23	0	3	1	5	17	0	0	.314	.494	2
2013	Winston-Salem	.286	101	384	66	110	178	26	3	12	73	2	3	15	38	66	4	1	.370	.464	9
2014	Birmingham	.290	106	389	45	113	170	21	3	10	48	2	3	9	46	68	1	1	.376	.437	10
2015	Charlotte	.260	97	319	41	83	118	13	2	6	36	5	2	5	29	66	0	1	.330	.370	7
2016	Charlotte	.219	49	183	18	40	73	9	0	8	24	2	1	3	16	36	0	0	.291	.399	2
	AZL White Sox	.200	2	5	2	1	4	0	0	1	2	0	0	0	2	2	0	0	.429	.800	0
	WHITE SOX	.125	7	16	2	2	2	0	0	0	0	0	0	0	6	0	0	0	.125	.125	0
<b>MINOR TOTALS</b>		<b>.282</b>	<b>519</b>	<b>1900</b>	<b>274</b>	<b>536</b>	<b>851</b>	<b>121</b>	<b>13</b>	<b>56</b>	<b>314</b>	<b>12</b>	<b>17</b>	<b>49</b>	<b>189</b>	<b>347</b>	<b>7</b>	<b>6</b>	<b>.359</b>	<b>.448</b>	<b>44</b>
<b>MLB TOTALS</b>		<b>.125</b>	<b>7</b>	<b>16</b>	<b>2</b>	<b>2</b>	<b>2</b>	<b>0</b>	<b>0</b>	<b>0</b>	<b>0</b>	<b>0</b>	<b>0</b>	<b>0</b>	<b>0</b>	<b>6</b>	<b>0</b>	<b>0</b>	<b>.125</b>	<b>.125</b>	<b>0</b>

### CAREER TRANSACTIONS

- Selected by the White Sox in the seventh round of the June First-Year Player Draft (6/11).
- On the Class A Kannapolis disabled list with a neck strain (6/6-14/12).
- On the Class A Winston-Salem disabled list with a concussion (6/11-21/13).
- On the Class AAA Charlotte disabled list with back spasms (5/17-29/15).
- On White Sox disabled list with sacroiliac joint dysfunction (4/26-5/22/15).
- On Class AAA Charlotte disabled list with right knee inflammation (5/25-7/14/16); included rehab assignment to Arizona League White Sox (7/10-14/16).

### CAREER FIELDING STATISTICS

POSITION	PCT	G	GS	TC	PO	A	E	DP
Catcher	1.000	6	3	13	12	1	0	1



Rick Renteria greets a member of the White Sox Volunteer Corps during a "Day of Service" at Sawyer Elementary in Gage Park in May 2016.



# GEOVANY SOTO

# 18

**CATCHER**
**NON-ROSTER INVITEE**
**Given Name:** Geovany Soto

**Bats:** Right      **Throws:** Right

**Height:** 6-1      **Weight:** 220

**Opening Day Age:** 34 (January 20, 1983)

**Birthplace/Residence:** San Juan, Puerto Rico

**First Pro Contract:** Chicago Cubs, selected in the 11th round, June 2001  
First-Year Player Draft.

**Sox Acquisition:** Signed as a free agent, January 10, 2017

**Major League Service:** Nine years, 96 days.

**Contract Status:** Signed through 2017.

## 2016 SEASON

- Was limited to 26 games due to knee injuries in his first season with the Angels.
- Made 22 starts at catcher ... threw out 3-28 (10.7 percent) of attempted basestealers ... Angels pitchers posted a 4.29 ERA (90 ER/189.0 IC) when he was behind the plate.
- Hit safely in eight of nine games from 4/10-5/2, going 12-32 (.375) with three homers, seven RBI and a 1.099 OPS.
- Made his second career appearance at third base in the ninth inning on 5/12 vs. St. Louis (also 6/4/13 at Boston with Texas).
- Was on the disabled list from 5/18-7/8 with a torn right meniscus and missed 48 games.
- Was on the disabled list for the second time from 7/16-8/9 with left knee inflammation ... missed the remainder of the season after being placed on the disabled list for the third time on 8/15 with right knee inflammation.
- Appeared in six games with Carolina in the Puerto Rican Winter League, going 5-20 (.250) with one RBI.

## 2015 SEASON

- Appeared in 78 games (53 starts) in his first season with the White Sox, his most since 2012 (Cubs and Texas).
- Twenty-nine of his 53 starts came with Jeff Samardzija on the mound ... Sox pitchers owned a 4.56 ERA (247 ER/487.1 IP) when he was behind the plate ... threw out 27.5 percent (8-29) of attempted basestealers.
- Hit .273 (24-88) with six homers and 11 RBI over 39 games from June-August ... went 7-21 (.333) with three home runs and five RBI over nine interleague games.
- Connected on his first home run with the Sox on 4/11 vs. Minnesota, a game-tying shot in the fourth inning.
- Hit a game-winning, two-run double in the 11th inning on 5/29 at Houston ... gave the White Sox a 2-1 lead with a solo homer in the seventh inning on 6/10 vs. Houston (Sox won, 4-1).
- Went 8-25 (.320) with four home runs and six RBI in his first nine games after the break.
- Reached base safely a career-high tying five times on 7/28 at Boston, going 2-2 with a solo home run, three RBI and three walks ... hit his 100th career home run on 8/2 vs. the Yankees.

## 2014 SEASON

- Appeared in just 24 games (all starts at catcher) with Texas and Oakland due to injuries ... hit .280 (20-80) with six doubles, one home run and 11 RBI ... was traded by the Rangers to the Athletics on 8/24 in exchange for cash considerations.
- Threw out 38.1 percent (8-21) of attempted basestealers, including 8-16 (50.0 percent) with Oakland.
- Began the season on the Rangers 60-day disabled list with a torn lateral meniscus cartilage in his right knee ... was sent on an injury rehab assignment at Class AAA Round Rock on 7/4 (five games) and transferred to Class AA Frisco on 7/10 (six games) ... was reinstated from the disabled list on 7/18.

- Started three games with Texas before being placed on the disabled list a second time on 7/22 with a strained right groin ... appeared in five rehab games with Class AAA Round Rock before being reinstated on 8/8.
- Went 5-27 (.185) over his next seven games with the Rangers before being traded to Oakland on 8/24.
- Was 3-19 (.158) with two RBI over his first seven games with the Athletics before going 8-23 (.348) with three doubles and six RBI over his final seven ... committed an error in consecutive games on 9/11-12, snapping a 60-game errorless streak (previously committed an error on 5/6/13).
- Went 0-1 in the A's Wild Card Game loss at Kansas City.

## 2013 SEASON

- Appeared in 54 games (49 starts) in his first full season with Texas ... became the fourth Puerto Rico native to catch for the Rangers since 1991: Bengie Molina (2010), Ivan Rodriguez (1991-2002, 2009) and Sandy Alomar Jr. (2005).
- Hit .324 (23-72) after the All-Star Break (.185 in the first half).
- Threw out 29.4 percent (10-34) of attempted basestealers ... compiled a .995 fielding percentage (2 ER/424 TC), including a 46-game errorless streak to finish the season.
- Homered in consecutive games on 5/17-18 and 7/29-30 ... hit his second career game-ending home run on 7/29 vs. the Angels (off Ernesto Frieri) ... became just the eighth Rangers catcher to hit a walkoff shot.
- Went 9-38 (.237) with two homers and five RBI over 11 games from 5/6-20 while A.J. Pierzynski was on the disabled list ... recorded a season-high three hits on 5/19 vs. Detroit.
- Played third base on 6/4 at Boston, his first career appearance at a position other than catcher.
- Hit a three-run homer in the eighth inning of the Rangers' 14-11, comeback win on 7/30 vs. the Angels.

## 2012 SEASON

- Split the season between the Cubs and Texas, batting .198 (63-318) with 11 home runs and 38 RBI in 97 games ... was traded by the Cubs with cash considerations to the Rangers on 7/31 in exchange for right-hander Jake Brigham and cash.
- Threw out 16.7 percent (13-78) of attempted basestealers between the two clubs.
- Started the season with the Cubs and appeared in 52 games (51 starts) ... was on the disabled list from 5/19-6/17 with a torn meniscus in his left knee, including a rehab assignment with Class AAA Iowa from 6/11-17.
- Started 41 of the Rangers final 59 games after being acquired from the Cubs on 7/31 ... Texas went 26-15 in his starts.
- Made his Texas debut as the starting catcher on 8/2 vs. the Angels (multihit effort) ... posted a career-high, six-game RBI streak from 8/19-25 ... hit his final homer on 9/23 at Seattle.
- Went 0-2 as the starting catcher in the Rangers home loss vs. Baltimore in the Wild Card Game.

## 2011 SEASON

- Ranked among National League catching leaders in homers (3rd, 17), OPS (5th, .721) and walks (6th, 45) in his fourth full season with the Cubs ... made 119 starts behind the plate.
- Threw out 26.1 percent (30-115) of attempted basestealers ... his 30 caught stealing led the NL and were the third-most among major-league catchers behind the Yankees Russell Martin (35) and Baltimore's Matt Wieters (32).
- Threw out three baserunners attempting to steal on 4/20-2 vs. San Diego, becoming the first Cubs catcher to accomplish the feat since Scott Servais on 4/15/96 vs. Cincinnati.
- Hit a game-winning, two-run double with two outs in the ninth inning on 5/3 at Dodger Stadium.
- Connected on a pinch-hit, game-ending, three-run homer in the 13th inning on 6/30 vs. San Francisco, his first career pinch and walkoff shot ... went 4-4 on 7/14 vs. Florida.
- Snapped an 0-25 stretch with a solo homer on 8/29 at San Francisco (off Tim Lincecum) ... recorded his third career multihomer effort and drove in five on 9/19 vs. Milwaukee.

## 2010 SEASON

- Hit .280 (90-322) over 105 games with the Cubs, a 62-point improvement from 2009 (.218) ... missed the final two weeks due to right shoulder surgery.
- Led all major-league catchers with a .890 OPS (minimum 300 at-bats) and ranked third with 62 walks ... at the time he was disabled, led the Cubs with a .393 on-base percentage and .497 slugging percentage.
- Made 97 starts behind the plate ... threw out 18-92 (19.6 percent) of attempted basestealers.
- Reached base safely in a career-high 20 straight games from 4/11-5/7, batting .400 (24-60) with four doubles, four home runs, 10 RBI and 16 runs scored ... homered in a career-high three consecutive games from 7/20-23.
- Was on the disabled list from 8/7-22 with a sprained right shoulder ... made his final appearance on 9/18 vs. Florida before being shut down for the remainder of the season ... underwent arthroscopic surgery on his right shoulder on 9/20.

## 2009 SEASON

- Appeared in 102 games in his second full season with the Cubs, 39 fewer than his rookie season of 2008 (141).
- Was on the disabled list from 7/7-8/6 with a strained left oblique, including four games on a rehab assignment.
- Threw out 28.0 percent (23-82) of attempted basestealers, including a 45.4 mark (15-33) from 6/7-end of season.
- Recorded his first career stolen base on 6/18 vs. the Sox.

## 2008 SEASON

- Earned NL Rookie of the Year honors ... his 23 home runs were the most by a Cubs rookie since Billy Williams in 1961 (club-record 25) and the most by a rookie catcher since the Dodgers Mike Piazza hit 35 in 1993.
- Led major-league rookies in doubles (35) and RBI (86) and ranked second among NL rookies in average (.285) and home runs ... tied Atlanta's Brian McCann for the most homers by a catcher and ranked second to McCann in slugging (.504).
- Became the first Cubs rookie catcher to record at least 30 doubles and 20 homers ... was the first Cubs catcher to start an All-Star Game since Gabby Hartnett in 1937.
- Earned NL Rookie of the Month honors in April and August ... was the first rookie catcher to hit five homers in April since Baltimore's Geronimo Gil in 2002 ... his 20 RBI in April were a Cubs rookie record ... hit .355 (27-76) in August.
- Recorded his first career multihomer game and collected six RBI on 4/30 vs. Milwaukee.
- Hit an inside-the-park home run on 5/19 at Houston, becoming the first Cubs catcher to accomplish the feat since Cal Neeman on 6/17/59 vs. Pittsburgh.

- Established a Cubs rookie catcher record with his 20th homer on 8/26 at Pittsburgh ... also drove in a career-high seven runs ... hit a game-tying, three-run home run with two outs in the ninth inning on 9/18 vs. Milwaukee.

## 2007 SEASON

- Was named Pacific Coast League Most Valuable Player with Class AAA Iowa ... also appeared in 18 games with the Cubs.
- Was recalled by the Cubs for the first time on 7/13 ... caught Carlos Zambrano's shutout win that night vs. Houston ... was optioned back to Iowa on 7/16.
- Was recalled for the second time on 9/1 ... hit his first major-league home run on 9/9 at Pittsburgh (off Romula Sanchez).
- Started two of Chicago's three games during its NLDS loss vs. Arizona, going 1-6 (.167) with a homer, two RBI, two runs scored and two walks ... his home run in Game 2 was the first by a Cubs rookie in the postseason since Frank Demaree in Game 4 of the 1932 World Series vs. the Yankees.
- Became the first catcher to win the PCL MVP honors since Sandy Alomar Jr. in 1988-89 ... was the catcher on the All-PCL team and named the Cubs Minor League Player of the Year.
- Led the PCL in RBI (109) and ranked second in average (.353) ... led the Cubs organization in average, home runs (26) and RBI.
- Played for the World Team at the All-Star Futures Games in San Francisco on 7/8 ... was honored as the Topps PCL Player of the Month for August.

## 2006 SEASON

- Was named to the PCL All-Star Team with Iowa.
- Played in 11 games over two stints with the Cubs (6/27-29 and 9/1-end of season) ... was recalled on 6/27 and optioned on 6/29 without appearing in a game.
- Was recalled a second time on 9/1 ... made his first career start on 9/23 vs. San Francisco, recording his first hit with an infield single off Jason Schmidt.

## 2005 SEASON

- Spent a majority of the season with Iowa before being recalled by the Cubs in September.
- Made his major-league debut on 9/23 vs. Houston as a pinch hitter, lining out.

## 2004 SEASON

- Was named to the Southern League All-Star Team with Class AA West Tennessee.

## 2003 SEASON

- Spent the entire season with Class A Daytona ... was named to the Florida State League midseason All-Star Team.

## 2002 SEASON

- Spent most of the season with the Arizona Summer League Cubs (44 games) and appeared in one game with Advanced Rookie Boise ... helped the Cubs win the AZL Championship.

## 2001 SEASON

- Made his pro debut with the AZL Cubs ... was recommended/signed by Jose Trujillo and Sam Hughes.

## MISCELLANEOUS/PERSONAL

- Married Lzueem ... has two children: Gia and Leahny.
- During his time with the Cubs, helped raise money and awareness for the Juvenile Diabetes Research Foundation and the Dominican Development Alliance ... raised more than \$100,000 during his time as chairman.
- Attended the American Military Academy in Gouynavo, Puerto Rico ... is the cousin of former major-league infielder Ramon Martinez.

FRONT OFFICE  
FIELD STAFF  
PLAYERS  
OPPONENTS  
2016 REVIEW  
HISTORY  
RECORDS  
MINOR LEAGUES  
MEDIA/MISC.

### CAREER PLAYING RECORD

YEAR	CLUB	AVG	G	AB	R	H	TB	2B	3B	HR	RBI	SH	SF	HB	BB	SO	SB	CS	OBP	SLG	E
2001	AZL Cubs	.260	41	150	18	39	58	16	0	1	20	1	0	3	15	33	1	0	.339	.387	7
2002	AZL Cubs	.269	44	156	24	42	65	10	2	3	24	1	2	3	13	35	0	2	.333	.417	1
	Boise	.400	1	5	1	2	2	0	0	0	0	0	0	0	0	0	0	0	.400	.400	0
2003	Daytona	.242	89	297	26	72	94	12	2	2	38	4	6	2	31	58	0	0	.313	.316	9
2004	West Tenn.	.271	104	332	47	90	133	16	0	9	48	1	3	5	40	71	1	2	.355	.401	6
2005	Iowa	.253	91	292	30	74	100	14	0	4	39	3	2	0	48	77	0	1	.357	.342	4
	CHICAGO-NL	.000	1	1	0	0	0	0	0	0	0	0	0	0	0	0	0	0	.000	.000	0
2006	Iowa	.272	108	342	34	93	132	21	0	6	38	3	2	3	41	74	0	1	.353	.386	8
	CHICAGO-NL	.200	11	25	1	5	6	1	0	0	2	0	0	1	0	5	0	0	.231	.240	1
2007	Iowa	.353	110	385	75	136	251	31	3	26	109	1	9	1	53	94	0	0	.424	.652	4
	CHICAGO-NL	.389	18	54	12	21	36	6	0	3	8	0	1	0	5	14	0	0	.433	.667	0
2008	CHICAGO-NL	.285	141	494	66	141	249	35	2	23	86	0	5	2	62	121	0	1	.364	.504	5
2009	CHICAGO-NL	.218	102	331	27	72	126	19	1	11	47	0	5	3	50	77	1	0	.321	.381	5
	AZL Cubs	.333	1	3	0	1	2	1	0	0	2	0	0	0	0	1	0	0	.333	.667	0
	Tennessee	.333	3	9	2	3	9	0	0	2	4	0	0	0	2	4	0	0	.455	1.000	0
2010	CHICAGO-NL	.280	105	322	47	90	160	19	0	17	53	0	3	0	62	83	0	1	.393	.497	4
2011	CHICAGO-NL	.228	125	421	46	96	173	26	0	17	54	0	2	6	45	124	0	0	.310	.411	13
	Tennessee	.000	2	7	0	0	0	0	0	0	0	0	0	0	0	1	0	0	.000	.000	0
2012	CHICAGO-NL	.199	52	176	26	35	61	6	1	6	14	0	0	2	19	35	0	0	.284	.347	7
	Iowa	.188	5	16	1	3	5	2	0	0	0	0	0	1	0	5	0	0	.235	.313	0
	TEXAS	.196	47	148	19	29	50	6	0	5	25	2	2	1	11	41	1	0	.253	.338	1
2013	TEXAS	.245	54	163	20	40	76	9	0	9	22	1	0	0	20	60	1	2	.328	.466	2
2014	Round Rock	.188	10	32	2	6	11	2	0	1	2	0	0	0	1	10	0	0	.212	.344	0
	Frisco	.368	6	19	4	7	9	2	0	0	1	0	0	0	3	6	0	0	.455	.474	0
	TEXAS	.237	10	38	5	9	14	2	0	1	3	0	0	0	0	11	0	0	.237	.368	0
	OAKLAND	.262	14	42	3	11	15	4	0	0	8	1	0	0	6	8	0	0	.354	.357	3
2015	WHITE SOX	.219	78	187	20	41	76	8	0	9	21	1	0	1	21	63	0	1	.301	.406	5
2016	LOS ANGELES-AL	.269	26	78	11	21	38	5	0	4	9	2	0	0	6	21	0	0	.321	.487	2
	Salt Lake	.194	10	36	2	7	14	4	0	1	8	1	0	0	1	7	0	0	.216	.389	0
<b>MINOR TOTALS</b>		<b>.276</b>	<b>625</b>	<b>2081</b>	<b>266</b>	<b>575</b>	<b>885</b>	<b>131</b>	<b>7</b>	<b>55</b>	<b>333</b>	<b>15</b>	<b>24</b>	<b>18</b>	<b>248</b>	<b>477</b>	<b>2</b>	<b>6</b>	<b>.355</b>	<b>.425</b>	<b>39</b>
<b>A.L. TOTALS</b>		<b>.230</b>	<b>229</b>	<b>656</b>	<b>78</b>	<b>151</b>	<b>269</b>	<b>34</b>	<b>0</b>	<b>28</b>	<b>88</b>	<b>7</b>	<b>2</b>	<b>2</b>	<b>64</b>	<b>204</b>	<b>2</b>	<b>3</b>	<b>.300</b>	<b>.410</b>	<b>13</b>
<b>N.L. TOTALS</b>		<b>.252</b>	<b>555</b>	<b>1824</b>	<b>225</b>	<b>460</b>	<b>811</b>	<b>112</b>	<b>4</b>	<b>77</b>	<b>264</b>	<b>0</b>	<b>16</b>	<b>14</b>	<b>243</b>	<b>459</b>	<b>1</b>	<b>2</b>	<b>.342</b>	<b>.445</b>	<b>35</b>
<b>SOX TOTALS</b>		<b>.219</b>	<b>78</b>	<b>187</b>	<b>20</b>	<b>41</b>	<b>76</b>	<b>8</b>	<b>0</b>	<b>9</b>	<b>21</b>	<b>1</b>	<b>0</b>	<b>1</b>	<b>21</b>	<b>63</b>	<b>0</b>	<b>1</b>	<b>.301</b>	<b>.406</b>	<b>5</b>
<b>MLB TOTALS</b>		<b>.246</b>	<b>784</b>	<b>2480</b>	<b>303</b>	<b>611</b>	<b>1080</b>	<b>146</b>	<b>4</b>	<b>105</b>	<b>352</b>	<b>7</b>	<b>18</b>	<b>16</b>	<b>307</b>	<b>663</b>	<b>3</b>	<b>5</b>	<b>.331</b>	<b>.435</b>	<b>48</b>

### CAREER TRANSACTIONS

- Selected by Chicago-NL in the 11th round of the First-Year Player Draft (6/01).
- On Chicago-NL disabled list with a strained left oblique (7/7-8/7/09); included rehab assignments with the AZL Cubs (8/1-2/09) and Class AA Tennessee (8/3-7/09).
- On Chicago-NL disabled list with a sprained right shoulder ligament (8/7-23/10).
- On Chicago-NL disabled list following arthroscopic surgery on his right shoulder (9/19/10-remainder of season).
- On Chicago-NL disabled list with a strained left groin (5/11-29/11); included rehab assignment with Class AA Tennessee (5/26-29).
- On Chicago-NL disabled list with a torn meniscus in his left knee (5/19-6/17/12); included rehab assignment with Class AAA Iowa (6/11-17).
- Traded by Chicago-NL with cash considerations to Texas in exchange for pitcher Jake Brigham (7/31/12).
- On Texas disabled list following right-knee surgery (3/30-7/18/14); included rehab assignment with Class AAA Round Rock (7/4-18/14).
- On Texas disabled list with a strained right groin (7/22-8/8/14); included rehab assignment with Class AAA Round Rock (8/1-8/14).
- Traded by Texas to Oakland in exchange for cash considerations (8/24/14).
- Signed by the White Sox as a free agent (1/22/15).
- Signed by Los Angeles-AL as a free agent (11/25/15).
- On Los Angeles-AL disabled list with torn right meniscus (5/18-7/9/16); included rehab assignment to Class AAA Salt Lake (6/30-7/9/16).
- On Los Angeles-AL disabled list with left knee inflammation (7/16-8/10/16); included rehab assignment to Class AAA Salt Lake (8/4-10/16).
- On Los Angeles-AL disabled list with right knee inflammation (8/15/16-remainder of season).
- Signed by the White Sox as a free agent (11/10/17).

### CAREER CATCHING BREAKDOWN

**Caught Stealing Percentage — Career:** 132-557 (23.7); **2016:** 3-28 (10.7); **2015:** 8-29 (27.6); **2014:** 8-21 (38.1); **2013:** 10-34 (22.9); **2012:** 13-78 (16.7); **2011:** 30-115 (26.1); **2010:** 18-92 (19.6); **2009:** 23-82 (28.0); **2008:** 18-87 (20.7); **2007:** 4-14 (28.6); **2006:** 0-5 (0.0).

**Catcher's ERA — Career:** 4.09 (2,707 ER/5,957.1 IC); **2016:** 4.29 ERA (90 ER/189.0 IC); **2015:** 4.56 ERA (247 ER/487.1 IP); **2014:** 3.78 ERA (86 ER/204.2 IC); **2013:** 3.67 (176 ER/431.1 IC); **2012:** 4.17 (374 ER/806.2 IC); **2011:** 4.29 (497 ER/1,041.2 IC); **2010:** 4.26 (401 ER/847.1 IC); **2009:** 3.98 (359 ER/811.0 IC); **2008:** 3.80 (486 ER/1,150.1 IC); **2007:** 3.61 (49 ER/122.0 IC); **2006:** 5.24 (32 ER/55.0 IC).

### CAREER FIELDING STATISTICS

POSITION	PCT	G	GS	TC	PO	A	E	DP	POSITION	PCT	G	GS	TC	PO	A	E	DP
Catcher	.992	750	699	5816	5413	356	47	42	First Base	.750	1	0	4	2	1	1	0
Third Base	1.000	2	0	1	0	1	0	0									



### CAREER GAME BESTS AND HOME RUN INFORMATION

**HITS** — 4 (4x, last 7/14/11 vs. Fla.) ... **HR** — 2 (3x, last 9/19/11 vs. Mil.) ... **RBI** — 7 (8/26/08 at Pit.)  
**RUNS** — 3 (3x, last 8/4/10 vs. Mil.) ... **SB** — 3 (3x, last 9/8/13 at LAA) ... **HITTING STREAK** — 8 games (4/29-5/6/08)  
**GAME-ENDING HOME RUNS** — 2 (last 7/29/13 vs. LAA) ... **GRAND SLAMS** — NONE  
**MULTIHOME GAMES** — 3 (last 9/19/11 vs. Mil.) ... **PINCH-HIT HOME RUNS** — 1 (6/30/11 vs. S.F.)  
**INSIDE-THE-PARK HOME RUNS** — 1 (5/19/08 at Hou.) ... **LEADOFF HOME RUNS** — NONE

### WILD CARD GAME RECORD

YEAR	CLUB	AVG	G	AB	R	H	TB	2B	3B	HR	RBI	SH	SF	HB	BB	SO	SB	CS	OBP	SLG	E
2012	Tex. vs. Bal.	.000	1	2	0	0	0	0	0	0	0	0	0	0	0	1	0	0	.000	.000	0
2014	Oak. vs. K.C.	.000	1	1	0	0	0	0	0	0	0	0	0	0	0	1	0	0	.000	.000	0
<b>TOTALS</b>		<b>.000</b>	<b>2</b>	<b>3</b>	<b>0</b>	<b>0</b>	<b>0</b>	<b>0</b>	<b>0</b>	<b>0</b>	<b>0</b>	<b>0</b>	<b>0</b>	<b>0</b>	<b>0</b>	<b>2</b>	<b>0</b>	<b>0</b>	<b>.000</b>	<b>.000</b>	<b>0</b>

### DIVISION SERIES RECORD

YEAR	CLUB	AVG	G	AB	R	H	TB	2B	3B	HR	RBI	SH	SF	HB	BB	SO	SB	CS	OBP	SLG	E
2007	CUBS vs. Ari.	.167	2	6	1	1	4	0	0	1	2	0	0	0	2	1	0	0	.375	.667	0
2008	CUBS vs. LAD	.182	3	11	0	2	3	1	0	0	0	0	0	0	1	3	0	0	.250	.273	0
<b>TOTALS</b>		<b>.176</b>	<b>5</b>	<b>17</b>	<b>1</b>	<b>3</b>	<b>7</b>	<b>1</b>	<b>0</b>	<b>1</b>	<b>2</b>	<b>0</b>	<b>0</b>	<b>0</b>	<b>3</b>	<b>4</b>	<b>0</b>	<b>0</b>	<b>.300</b>	<b>.412</b>	<b>0</b>

### ALL-STAR GAME RECORD

YEAR	CLUB	AVG	G	AB	R	H	TB	2B	3B	HR	RBI	SH	SF	HB	BB	SO	SB	CS	OBP	SLG	E
2008	N.L., New York-AL	.000	1	2	0	0	0	0	0	0	0	0	0	0	0	1	0	0	.000	.000	0

### WORLD BASEBALL CLASSIC RECORD

YEAR	CLUB	AVG	G	AB	R	H	TB	2B	3B	HR	RBI	SH	SF	HB	BB	SO	SB	CS	OBP	SLG	E
2009	Puerto Rico	.231	4	13	2	3	4	1	0	0	0	0	0	0	5	3	0	0	.308	.444	0



FRONT OFFICE

FIELD STAFF

PLAYERS

OPPONENTS

2016 REVIEW

HISTORY

RECORDS

MINOR LEAGUES

MEDIA/MISC.



# GIOVANNÍ SOTO

# 50

## LEFT-HANDED PITCHER

**Given Name:** Giovanni Luis Soto

**Bats:** Left **Throws:** Left

**Height:** 6-2 **Weight:** 210

**Opening Day Age:** 25 (May 18, 1991)

**Birthplace/Residence:** Carolina, Puerto Rico

**First Pro Contract:** Detroit Tigers, selected in the 21st round, June 2009  
First-Year Player Draft.

**Sox Acquisition:** Claimed off waivers from Oakland, November 7, 2016.

**Major League Service:** 31 days.

**Contract Status:** Signed through 2017.

### 2016 SEASON

- Appeared in 33 games with Class AAA Iowa in the Cubs organization, going 1-3 with a 5.14 ERA (28 ER/49.0 IP) and 55 strikeouts.
- Averaged 10.1 strikeouts per 9.0 IP.
- Opened the season in the Cleveland organization before being designated for assignment on 4/3 ... was traded by the Indians to the Cubs in exchange for cash considerations on 4/11.
- His contract was purchased by the Cubs on 10/3 and was designated for assignment on 10/22.
- Was claimed off waivers by Oakland on 10/26 and claimed by the White Sox from the A's on 11/7.
- Appeared in nine games with Carolina in the Puerto Rican Winter League, going 4-3 with a 2.05 ERA (11 ER/48.1 IP).

### 2015 SEASON

- Spent most of the season with Class AAA Columbus, going 2-1 with a 2.68 ERA (16 ER/53.2 IP) and .187 (35-187) opponents average over a career-high 46 appearances.
- His contract was purchased from Columbus on 9/4 ... made his major-league debut on 9/5 at Detroit, working 0.1 scoreless IP ... retired all four batters in his second game on 9/8 at the White Sox.
- Limited right-handers to a .162 (18-111) average while lefties batted .224 (17-76) with no homers allowed with Columbus.
- Did not allow a run over his last nine games with the Clippers, tossed 8.2 IP with four hits allowed.
- Appeared in eight games for Carolina in the PRWL.

### 2014 SEASON

- Spent the season with Class AA Akron, appearing in 37 games out of the bullpen.
- Limited left-handers to a .141 (10-71) average.
- Posted a 1.69 ERA (4 ER/21.1 IP) and 23 strikeouts over his last 15 appearances.
- Made 14 appearances (six starts) with Carolina in the PRWL, going 4-2 with a 2.20 ERA (11 ER/45.0 IP) and 45 strikeouts.

### 2013 SEASON

- Was limited to nine appearances with Columbus due to lower back issues ... did not pitch after 5/23.

### 2012 SEASON

- Spent the entire season with Akron ... his two complete games tied for second in the Eastern League.
- Tossed a no-hitter on 7/15 vs. Altoona, the second in Aeros franchise history.
- Completed his season on 8/7 after reaching an IP limit.
- Appeared in 11 games for Carolina in the PRWL, posting a 1.17 ERA (2 ER/15.1 IP) and limiting batters .083 (4-48) average.

### 2011 SEASON

- Missed a majority of the season due to left elbow inflammation ... was on Class A Kinston's disabled list from 6/6-8/23 with nerve irritation in the elbow.
- Owned a 3.02 ERA (19 ER/56.2 IP) prior to his elbow injury, including a 3-0 record with a 2.03 ERA (7 ER/31.0 IP) over six May starts.
- Appeared in three injury rehab assignment games with the Arizona Rookie League Indians in August.
- Played in 13 games with Carolina in the PRWL ... recorded a 3.95 ERA (6 ER/13.2 IP) with 12 strikeouts.

### 2010 SEASON

- Went 9-8 with a 2.93 ERA (37 ER/113.2 IP) and 107 strikeouts in 26 starts between Class A West Michigan in the Detroit organization and Class A Lake County in the Cleveland system.
- Led the Midwest League in shutouts (2), tied for first in complete games (2) and ranked fourth in ERA.
- Was named to the MWL midseason All-Star team ... was named MWL Pitcher of the Week after tossing a shutout on 6/16 vs. Lake County.
- Was traded by the Tigers to the Indians on 7/28 in exchange for INF Johnny Peralta ... finished the season with Lake County.
- Appeared in six games with Carolina in the PRWL ... went 1-0 with a 0.00 ERA (0 ER/6.2 IP) and four strikeouts.

### 2009 SEASON

- Was named "Tiger of the Year" after going 4-0 with a 1.18 ERA (6 ER/45.2 IP) over 13 appearances (six starts) in his professional debut with the Gulf Coast League Tigers.
- Limited opponents to a .194 average ... went 3-0 with a 0.00 ERA (17.0 IP) and 11 strikeouts over his last three starts.
- Appeared in three games in the PRWL ... owned a 2.25 ERA (1 ER/4.0 IP) and three strikeouts.

### MISCELLANEOUS/PERSONAL

- Single ... has one son: Adrian.
- Attended Advanced Central College and Advanced Central College High School in Carolina, Puerto Rico.
- Was selected by Philadelphia in the 46th round of the 2008 First-Year Player Draft but did not sign.

### CAREER PLAYING RECORD

YEAR	CLUB	W-L	PCT	ERA	G	GS	CG	SHO	SV	IP	H	R	ER	HR	HB	BB-I	SO	WP	BK	AVG
2009	GCL Tigers	4-0	1.000	1.18	13	6	0	0	1	45.2	33	7	6	0	0	20-0	37	2	0	.209
2010	West Michigan	6-6	.500	2.61	16	16	2	2	0	82.2	75	29	24	2	6	25-0	76	4	0	.248
	Lake County	3-2	.600	3.77	6	6	0	0	0	31.0	22	13	13	5	4	11-0	31	1	0	.208
2011	AZL Indians	0-0	.000	1.80	3	1	0	0	0	5.0	4	1	1	0	0	1-0	7	0	0	.200
	Kinston	4-4	.500	3.23	15	11	0	0	0	64.0	56	29	23	5	7	21-0	64	1	1	.234
2012	Akron	6-9	.400	3.93	22	22	2	0	0	121.1	111	62	53	10	8	49-0	100	6	0	.247
2013	Columbus	0-1	.000	5.19	9	1	0	0	0	8.2	8	5	5	0	0	9-0	8	0	0	.267
2014	Akron	0-2	.000	3.23	37	0	0	0	1	53.0	45	24	19	2	1	12-1	49	4	0	.230
2015	Columbus	2-1	.667	2.68	46	1	0	0	2	53.2	35	22	16	1	1	29-1	51	4	0	.187
	CLEVELAND	0-0	.000	0.00	6	0	0	0	0	3.1	3	0	0	0	0	0-0	0	0	0	.231
2016	Iowa	1-3	.250	5.14	33	0	0	0	0	49.0	51	32	28	3	5	31-0	55	4	1	.274
<b>MINOR TOTALS</b>		<b>26-28</b>	<b>.481</b>	<b>3.29</b>	<b>200</b>	<b>64</b>	<b>4</b>	<b>2</b>	<b>4</b>	<b>514.0</b>	<b>440</b>	<b>224</b>	<b>188</b>	<b>28</b>	<b>32</b>	<b>208-22</b>	<b>478</b>	<b>26</b>	<b>2</b>	<b>.235</b>
<b>MLB TOTALS</b>		<b>0-0</b>	<b>.000</b>	<b>0-00</b>	<b>6</b>	<b>0</b>	<b>0</b>	<b>0</b>	<b>0</b>	<b>3.1</b>	<b>3</b>	<b>0</b>	<b>0</b>	<b>0</b>	<b>0</b>	<b>0</b>	<b>0</b>	<b>0</b>	<b>0</b>	<b>.231</b>

### CAREER TRANSACTIONS

- Selected by Detroit in the 21st round of the First-Year Player Draft (6/09).
- On Class A West Michigan disabled list with a sprained left elbow (7/1-17/10).
- Traded by Detroit to Cleveland in exchange for INF Jhonny Peralta (7/28/10).
- On Class A Lake County disabled list with strained left triceps (8/26-9/5/10).
- On Class A Kinston disabled list with a strained left elbow (6/9-8/23/11); included rehabilitation assignment to AZL Indians (8/13-23/11).
- On Class AAA Columbus disabled list with a lower back strain (4/26-5/15/13).
- On Class AAA Columbus disabled list with a lower back strain (5/23-9/9/13).
- On Class AA Akron disabled list with a strained left shoulder (4/25-5/16/14).
- Traded by Cleveland to the Cubs in exchange for cash considerations (4/11/16).
- On Class AAA Iowa disabled list with left forearm tendinitis (8/3-19/16).
- Claimed by Oakland off waivers from the Cubs (10/26/16).
- Claimed by the White Sox off waivers from Oakland (11/7/16).

### CAREER FIELDING STATISTICS

POSITION	PCT	G	GS	TC	PO	A	E	DP
Pitcher	---	6	0	0	0	0	0	0

### CAREER GAME BESTS (RELIEVER)

**STRIKEOUTS** — NONE ... **INNINGS PITCHED** — 1.1 (9/8/15 at Chi.-AL)  
**WINNING STREAK** — NONE ... **CONSECUTIVE SCORELESS IP** — 3.1 (9/5-9/27/15)



The Chicago White Sox set the GUINNESS WORLD RECORDS™ title for most dogs attending a sporting event at the annual Bark at the Park event on September 13, 2016. Reviewed by GUINNESS WORLD RECORDS™ Adjudicator Michael Empirc, the White Sox earned the title with 1,122 dogs present in designated areas of the ballpark for the game.



# ANTHONY SWARZAK 34

**RIGHT-HANDED PITCHER**      **NON-ROSTER INVITEE**

**Given Name:** Anthony Ray Swarzak (SWOER-zak)

**Bats:** Right      **Throws:** Right

**Height:** 6-4      **Weight:** 215

**Opening Day Age:** 31 (September 10, 1985)

**Birthplace/Residence:** Fort Lauderdale, Fla.

**First Pro Contract:** Minnesota Twins, selected in the second round, June 2004 First-Year Player Draft.

**Sox Acquisition:** Signed as a free agent, January 20, 2017.

**Major League Service:** Five years, 24 days.

**Contract Status:** Signed through 2017.

## 2016 SEASON

- Made 26 relief appearances in his first season with the Yankees ... also pitched in 15 games with Class AAA Scranton/Wilkes-Barre.
- His contract purchased from Scranton/Wilkes-Barre on 6/7 ... made his Yankees debut on 6/8 vs. the Angels, earning his only win of the season (1.2 scoreless IP).
- Worked 2.2 scoreless IP on 7/16 vs. Boston, his longest outing since a start on 9/26/14 at Detroit (72 pitches/4.1 IP).
- Was on the disabled list from 8/23-9/18 with right rotator cuff inflammation ... made one rehab appearance during the postseason with Class AA Trenton.
- Threw 2.0 scoreless IP in his final game on 9/30 vs. Baltimore
- Opened the season in Scranton/Wilkes-Barre's starting rotation, making six starts before being moved to the bullpen on 5/10 and appearing in nine games in relief.
- Went 1-4 with a 4.64 ERA (17 ER/33.0 IP) as a starter and owned a 1.98 ERA (3 ER/13.2 IP) with seven saves and 19 strikeouts in relief.

## 2015 SEASON

- Made 10 relief appearances with Cleveland after signing as a free agent on 1/15.
- Made the Indians Opening Day roster and made six scoreless appearances before being designated for assignment on 5/9 and outrighted to Class AAA Columbus on 5/14.
- Appeared in six games with Columbus before being sold to Doosan of the Korean Baseball Organization on 6/16.
- Went 5-7 with a 5.26 ERA (54 ER/92.1 IP) and 72 strikeouts over 20 appearances (17 starts) with Doosan.

## 2014 SEASON

- Went 2-1 with a 4.10 ERA (31 ER/68.0 IP) in 43 relief appearances and 1-1 with a 6.50 ERA (13 ER/18.0 IP) in four starts in his final season with Minnesota.
- Made 13 relief appearances of 2.0-plus IP, tied for the seventh-most in the American League ... his six relief outings of at least 3.0 IP were tied with Samuel Deduno and Todd Redmond for the third-most in the major leagues.
- Made his first 30 appearances out of the bullpen before making a spot start on 7/23 vs. Cleveland (W; 1 ER/5.0 IP) ... marked his first start since 10/2/12 at Toronto.
- Made the start in each of his final three appearances of the season ... worked 4.1 IP in each start ... was outrighted on 11/26.

## 2013 SEASON

- Made his second consecutive Opening Day roster and spent the entire season with the Twins.
- Led all major-league relievers with 96.0 IP, the most by a Minnesota reliever since Greg Swindell (122.0 IP) in 1997 and most by any reliever since the Yankees' Scott Proctor (102.1 IP) in 2006.

- His 26 relief outings of 2.0-plus IP led baseball ... posted a 1.54 ERA (12 ER/70.0 IP) in those games.
- Also led major-league relievers with 10 games of 3.0-plus IP.
- Opened the season on the disabled list with fractured left ribs ... was reinstated on 4/7 ... worked 1.1 scoreless IP in his season debut that night at Baltimore.
- Recorded a 0.44 ERA (1 ER/20.2 IP) over 11 appearances from 7/10-8/16.
- Registered wins on 9/10 vs. Oakland (1.0 scoreless IP) and 9/23 vs. Detroit (1.0 scoreless IP).

## 2012 SEASON

- Made his first career Opening Day roster with Minnesota.
- Went 0-5 with an 8.10 ERA (21 ER/23.1 IP) in five starts and 3-1 with a 4.05 mark (33 ER/37.1 IP) over 39 relief outings.
- Led the AL and ranked second in the majors with 21 relief outings of at least 2.0 IP.
- Allowed 30.4 percent (7-23) of inherited runners to score ... first batters faced hit .200 (7-35).
- Opened the season in the Twins starting rotation before being moved to the bullpen on 4/22 for the remainder of the season.
- Recorded his first win on 6/17 vs. Milwaukee (1.0 scoreless IP) ... worked 4.0 IP in relief on 6/23 at Cincinnati ... earned a win on 7/2 at Detroit after working 2.2 scoreless IP.
- Was on the 15-day disabled list from 7/25-8/15 with a mild right rotator cuff strain.

## 2011 SEASON

- Opened the season with Class AAA Rochester before spending most of the season with Minnesota.
- Went 3-5 with a 4.52 ERA (32 ER/63.2 IP) and 36 strikeouts in 11 starts and 1-2 with a 3.99 mark (17 ER/38.1 IP) and 19 strikeouts over 16 relief appearances with the Twins.
- Was recalled by Minnesota on 4/28 and made the start in Game 2 of a doubleheader vs. Tampa Bay (L; 5 ER/5.1 IP) ... was optioned back to Rochester following the game.
- Was recalled a second time on 5/16 and spent the rest of the season with the Twins.
- Allowed just one hit over 8.0 scoreless IP but received a no decision on 5/28 vs. the Angels ... held the Angels hitless into the eighth before surrendering a one-out double to Peter Bourjos.
- Earned his first victory on 6/2 at Kansas City, (2 ER/6.0 IP) ... suffered the loss in three consecutive starts from 8/25-9/5 (13 ER/15.2 IP).
- Worked at least 6.0 IP and allowed two runs or less in four of his five September starts.

## 2010 SEASON

- Spent the entire season with Rochester, making 22 starts ... was on the disabled list from 4/14-5/25 with a broken right foot.
- Pitched for Aragua in the Venezuelan Winter League, going 2-3 with a 4.83 ERA (17 ER/31.1 IP) in eight games (six starts).

### 2009 SEASON

- Split the season between the Twins and Rochester.
- His contract purchased on 5/20 ... made his major-league debut in a start on 5/23 vs. Milwaukee and earned the win after throwing 7.0 scoreless IP ... recorded his first career strikeout (Prince Fielder) in the first inning.
- Became the first pitcher in Twins history to start his major-league debut and throw at least 7.0 scoreless IP ... was previously accomplished by the Washington Senators Mike Fornieles (shutout) on 9/2/52 vs. the Philadelphia A's.
- Began his career with 11.0 consecutive scoreless IP, tied for the second-longest, career-opening streak in Twins history.
- Worked 7.0 scoreless IP in a victory on 6/13 at the Cubs.
- Was selected to pitch in the Triple-A All-Star Game for Rochester but was replaced due to his promotion to the Twins.

### 2008 SEASON

- Made 27 starts between Class AA New Britain and Rochester, going 8-8 with a 4.48 ERA (73 ER/146.2 IP) and 102 strikeouts.
- Went 2-0 with a 2.08 ERA (6 ER/26.0 IP) and 29 strikeouts in five starts in April, earning him Twins Minor League Pitcher of the Month honors.
- Was ranked by *Baseball America* following the season as the No. 6 Prospect in the Twins organization.

### 2007 SEASON

- Went 5-4 with a 3.09 ERA (35 ER/102.0 IP) in 18 appearances (17 starts) between Class A Fort Wayne and New Britain.
- Following the season, was rated by *Baseball America* as the No. 5 Prospect in the Minnesota organization.
- Made seven starts for Phoenix in the Arizona Fall League, going 1-1 with a 2.05 ERA (5 ER/22.0 IP) and 12 strikeouts.

### 2006 SEASON

- Led the Florida State League in strikeouts (131), ranked third in ERA (3.27) and tied for third in wins (11) at Fort Myers.
- Threw a one-hit shutout on 7/24 vs. Palm Beach.
- Was named FSL Pitcher of the Week for the period of 8/7-13.
- Was ranked by *Baseball America* following the season as the No. 5 Prospect in the Twins organization.

### 2005 SEASON

- Went 12-9 with a 3.89 ERA (65 ER/150.1 IP) and 156 strikeouts over 28 starts between Class A Beloit and Fort Wayne.
- Was named to the Midwest League midseason All-Star team.
- Tied for second among Twins minor leaguers in wins and ranked third in strikeouts.
- Earned Twins Minor League Pitcher of the Month honors for May, going 5-0 with a 0.24 ERA (1 ER/37.0 IP) and 40 strikeouts over six starts.
- Was named MWL Pitcher of the Week for 5/23-29.
- Was ranked by *Baseball America* following the season as the No. 5 Prospect in the Twins organization.

### 2004 SEASON

- Made his professional debut with the Gulf Coast League Twins after being selected in the second round of the draft.
- Following the season, was rated by *Baseball America* as the No. 7 Prospect in the Twins system and the No. 15 in the GCL.
- Was signed by Brad Weitzel (Twins).

### MISCELLANEOUS/PERSONAL

- Married: Elizabeth ... has one daughter: Evelyn.
- Twitter: @ASwarzak51.
- Is a 2004 graduate of Nova High School in Davie, Fla ... was named to the Louisville Slugger Preseason High School All-American First Team as a senior.



The White Sox and Northern Illinois University hosted the "Huskie Chi-Town Showdown" football game at Guaranteed Rate Field on November 9, 2016. Toledo defeated Northern Illinois, 31-24.

FRONT OFFICE  
 FIELD STAFF  
 PLAYERS  
 OPPONENTS  
 2016 REVIEW  
 HISTORY  
 RECORDS  
 MINOR LEAGUES  
 MEDIA/MISC.

### CAREER PLAYING RECORD

YEAR	CLUB	W-L	PCT	ERA	G	GS	CG	SHO	SV	IP	H	R	ER	HR	HB	BB-I	SO	WP	BK	AVG
2004	GCL Twins	5-3	.625	2.63	11	9	0	0	1	48.0	46	20	14	1	1	6-0	42	2	1	.251
2005	Beloit	9-5	.643	4.04	18	18	0	0	0	91.1	81	48	41	7	7	32-0	101	3	1	.238
	Fort Myers	3-4	.429	3.66	10	10	0	0	0	59.0	72	25	24	3	1	11-0	55	1	1	.300
2006	Fort Myers	11-7	.611	3.27	27	27	2	1	0	145.2	131	56	53	8	1	60-0	131	4	3	.242
2007	Fort Myers	0-0	.000	2.30	3	3	0	0	0	15.2	14	6	4	0	1	5-0	18	0	0	.241
	New Britain	5-4	.556	3.23	15	14	1	0	0	86.1	78	34	31	6	5	23-0	76	2	0	.241
2008	New Britain	3-8	.273	5.67	20	20	0	0	0	101.2	126	71	64	12	3	37-0	76	1	0	.304
	Rochester	5-0	1.000	1.80	7	7	0	0	0	45.0	41	14	9	4	4	14-0	26	1	0	.243
2009	MINNESOTA	3-7	.300	6.25	12	12	0	0	0	59.0	76	43	41	12	2	20-0	34	0	0	.311
	Rochester	4-5	.444	3.28	13	13	0	0	0	79.2	79	31	29	4	3	21-1	45	2	0	.261
2010	Rochester	5-12	.294	6.21	22	22	0	0	0	111.2	143	87	77	14	5	38-1	69	2	0	.312
2011	Rochester	2-1	.667	3.90	6	6	1	0	0	32.1	35	14	14	3	0	7-0	25	0	0	.267
	MINNESOTA	4-7	.364	4.32	27	11	0	0	0	102.0	111	53	49	9	6	26-1	55	3	1	.275
2012	MINNESOTA	3-6	.333	5.03	44	5	0	0	0	96.2	106	57	54	15	0	31-8	62	3	0	.284
2013	MINNESOTA	3-2	.600	2.91	48	0	0	0	0	96.0	89	33	31	7	1	22-1	69	1	0	.249
2014	MINNESOTA	3-2	.600	4.60	50	4	0	0	0	86.0	100	48	44	5	0	28-5	47	0	2	.288
2015	CLEVELAND	0-0	.000	3.38	10	0	0	0	0	13.1	18	9	5	1	0	4-1	13	0	0	.316
	Columbus	0-1	.000	3.60	6	0	0	0	0	5.0	6	2	2	0	0	1-0	5	1	1	.286
	Doosan	5-7	.417	5.26	20	17	0	0	0	92.1	110	57	54	9	4	30-1	72	4	1	—
2016	Scranton/W-B	1-4	.200	3.86	15	6	1	0	7	46.2	47	20	20	4	0	8-0	43	1	0	.263
	NEW YORK-AL	1-2	.333	5.52	26	0	0	0	0	31.0	28	19	19	10	1	7-0	31	1	0	.243
<b>MINOR TOTALS</b>		<b>53-54</b>	<b>.495</b>	<b>3.96</b>	<b>173</b>	<b>155</b>	<b>5</b>	<b>1</b>	<b>8</b>	<b>868.0</b>	<b>899</b>	<b>428</b>	<b>382</b>	<b>66</b>	<b>31</b>	<b>263-2</b>	<b>712</b>	<b>20</b>	<b>7</b>	<b>.267</b>
<b>MLB TOTALS</b>		<b>17-26</b>	<b>.395</b>	<b>4.52</b>	<b>217</b>	<b>32</b>	<b>0</b>	<b>0</b>	<b>0</b>	<b>484.0</b>	<b>528</b>	<b>262</b>	<b>243</b>	<b>59</b>	<b>10</b>	<b>138-16</b>	<b>311</b>	<b>8</b>	<b>3</b>	<b>.278</b>

*MLB indicates independent or foreign league; statistics not included in totals*

### CAREER TRANSACTIONS

- Selected by Minnesota in the second round of the First-Year Player Draft (6/04).
- On Class AAA Rochester disabled list with a fractured right foot (4/14-5/23/10).
- On Minnesota disabled list with a strained right rotator cuff (7/25-8/15/12).
- On Minnesota disabled list with a fractured left rib cage (3/22-4/7/13).
- Signed by Cleveland as a free agent (4/5/15).
- Signed by New York-AL as a free agent (1/11/16).
- On New York-AL disabled list with right shoulder inflammation (8/23-9/18/16); included a rehab assignment at Class AA Trenton (9/16-18/16).
- Signed by the White Sox as a free agent (1/20/17).

### CAREER RELIEF BREAKDOWN

**Save Pct. — Career:** 0-5 (0.0); **2016:** 0-1; **2014:** 0-1; **2013:** 0-2; **2012:** 0-1.  
**Holds — Career:** 8; **2016:** 1; **2014:** 3; **2013:** 3; **2012:** 1.  
**Inherited Runners/Scored — Career:** 122-49 (40.2); **2016:** 17-7 (41.2); **2015:** 4-3 (75.0); **2014:** 35-16 (45.7); **2013:** 29-12 (41.4); **2012:** 23-7 (30.4); **2011:** 14-4 (28.6).  
**First Batter Efficiency — Career:** 50-171 (.292); **2016:** 10-24 (.417); **2015:** 2-9 (.222); **2014:** 12-44 (.273); **2013:** 14-43 (.326); **2012:** 7-35 (.200); **2011:** 5-16 (.313).

### CAREER FIELDING STATISTICS

POSITION	PCT	G	GS	TC	PO	A	E	DP
Pitcher	.986	217	32	69	27	41	1	3

### CAREER GAME BESTS (RELIEVER)

**STRIKEOUTS —** 5 (3x, last 9/2/13 at Hou., 4.1 IP) ... **INNINGS PITCHED —** 6.0 (6/10/11 vs. Tex.)  
**WINNING STREAK —** 3 games (2x, last 9/10/13-4/6/14) ... **CONSECUTIVE SCORELESS IP —** 13.0 (7/10-28/13)

### White Sox Position Players Who Have Pitched (Since 1973)

Player	Date	Opp	IP	ER	SO	Player	Date	Opp	IP	ER	SO
Wayne Nordhagen	5/27/79	vs. Cal.	1.0	2	2	Leury Garcia	4/16/14	vs. Bos.	1.0	2	0
Wayne Nordhagen	6/4/79	vs. Mil.	1.0	0	0	Adam Dunn	8/5/14	vs. Tex.	1.0	1	0
Mike Squires	4/22/84	at Det.	0.1	0	0	Adam LaRoche	7/31/15	vs. NYY	1.0	0	1
Steve Lyons	6/16/90	vs. Oak.	2.0	1	1	Leury Garcia	9/15/15	vs. Oak.	1.0	0	1
Dave Martinez	8/4/95	at Cle.	1.0	0	0	Alexei Ramirez	9/15/15	vs. Oak.	1.0	0	0
Dewayne Wise	9/4/12	vs. Min.	1.0	0	0	J.B. Shuck	6/8/16	vs. Was.	1.0	1	0
Casper Wells	6/28/13	vs. Cle.	1.0	0	1						



# CHARLIE TILSON

# 22

## OUTFIELDER

**Given Name:** Charles Everett Tilson

**Bats:** Left **Throws:** Left

**Height:** 6-1 **Weight:** 185

**Opening Day Age:** 24 (December 2, 1992)

**Birthplace/Residence:** Wilmette, Ill./Chicago, Ill.

**First Pro Contract:** St. Louis Cardinals, selected in the second round, June 2011 First-Year Player Draft.

**Sox Acquisition:** Obtained from the St. Louis Cardinals in exchange for LHP Zach Duke, July 31, 2016.

**Major League Service:** 63 days.

**Contract Status:** Signed through 2017.

### 2017 SEASON

- Enters the season ranked by MLB.com as the No. 11 Prospect in the White Sox organization.
- Participated in a hitters minicamp in Glendale, Ariz. in January.

### 2016 SEASON

- Spent most of the season with Class AAA Memphis in the St. Louis organization and appeared in one game with the White Sox before suffering a season-ending injury on 8/2.
- Was acquired by the Sox from the Cardinals in exchange for left-handed pitcher Zach Duke on 7/31.
- Was recalled from Class AAA Charlotte on 8/2 and made his major-league debut that night as the starting center fielder at Detroit ... went 1-2, including his first major-league hit (single off Anibal Sanchez) before departing the game in the bottom of the fifth inning with a torn left hamstring injury suffered chasing down a fly ball.
- Was placed on the 15-day disabled list on 8/3 and underwent season-ending surgery to repair the hamstring on 8/4.
- Became the fifth Sox player to suffer an injury before or during his season debut, following OF Jason Coats, INF Matt Davidson, C Kevan Smith and OF Jason Coats.
- Appeared in 100 games with Memphis ... was tied for eighth in the Pacific Coast League with eight triples at the time of the trade ... hit .380 (38-100) vs. left-handers.
- Played in 65 games in center field and 35 in left.
- Recorded a season-high four hits on 5/26 at Salt Lake and 7/14 at Albuquerque.

### 2015 SEASON

- Played the entire season with Class AA Springfield, appearing in a team-high 134 games, including 128 starts in center field.
- Led the Texas League in stolen bases (46), hits (159), triples (9) and at-bats (539) ... ranked among the TL leaders in runs scored (3rd, 85), games (T3rd) and average (9th, .294) ... tied for sixth in the TL with 10 outfield assists.
- Was named to the TL mid and postseason All-Star Teams.
- Led all Cardinals minor leaguers in runs scored and hits and ranked among the organizational leaders in stolen bases (2nd) and triples (3rd).
- Recorded 41 multi-hit efforts, including a pair of four-hit games ... stole multiple bases eight times.
- Reached base safely in 27 straight games from 6/27-7/26, including an 18-game hitting streak from 7/8-26 (.347, 26-75), tied for the longest in the TL during the season.
- Was the starting center fielder and hit second for the North team at the TL All-Star Game ... went 3-5 with three RBI and a stolen base.
- Played in 15 games for Surprise in the Arizona Fall League.

### 2014 SEASON

- Combined to hit .289 (147-509) with 12 doubles, nine triples, seven homers, 53 RBI, 73 runs scored, 12 steals and a .333 on-base percentage over 120 games between Class A Palm Beach and Springfield.
- Began the season with Palm Beach (89 games) before being promoted to Springfield on 7/22 ... was selected to the Florida State League mid and postseason All-Star teams.
- Tied for the FSL lead in triples (eight) and ranked second in average (.308).
- Started the FSL All-Star Game in center field, going 1-2 with a run scored.
- Was selected to play for Peoria in the AFL but did not participate due to a foot injury.
- Entered the season rated by *Baseball America* as the No. 9 Prospect in the Cardinals system.

### 2013 SEASON

- Spent most of the season with Class A Peoria (100 games) and also appeared with Palm Beach (nine games).
- Combined to hit .302/.352/.388 with seven triples, four home runs, 30 RBI, 15 stolen bases, 50 runs scored and 30 walks over 109 games between Class A Peoria and Palm Beach.
- Batted a season-high .330 (30-91) with four triples, two home runs and seven RBI in August ... recorded his first career multihomer game on 8/15 at Wisconsin.
- Entered the season rated by *Baseball America* as the Fastest Baserunner in the Cardinals organization.

### 2012 SEASON

- Missed the entire season due to a separated right shoulder suffered attempting to make a diving catch during an extended spring training game.
- Was rated by *Baseball America* as the Best Defensive Outfielder in the Cardinals system.

### 2011 SEASON

- Made his professional debut with the Gulf Coast League Cardinals and Advanced Rookie Johnson City, going 9-27 (.333) in eight games.
- Was signed by Kris Gross (Cardinals).

### MISCELLANEOUS/PERSONAL

- Single ... Twitter: @Tilson4.
- Is a 2011 graduate of New Trier High School in Winnetka, Ill., where he was named Illinois Gatorade Player of the Year as a senior after batting .406 with 41 runs scored and 28 stolen bases.
- Also played football in high school.
- Signed a letter of intent to play college baseball at the University of Illinois before being drafted.

FRONT OFFICE

FIELD STAFF

PLAYERS

OPPONENTS

2016 REVIEW

HISTORY

RECORDS

MINOR LEAGUES

MEDIA/MISC.

### CAREER PLAYING RECORD

YEAR	CLUB	AVG	G	AB	R	H	TB	2B	3B	HR	RBI	SH	SF	HB	BB	SO	SB	CS	OBP	SLG	E
2011	GCL Cardinals	.167	4	12	2	2	2	0	0	0	1	0	0	0	2	3	1	0	.167	.286	0
	Johnson City	.467	4	15	2	7	11	2	0	0	4	0	0	0	1	1	0	0	.500	.600	2
2012 DID NOT PLAY DUE TO INJURY																					
2013	Peoria	.303	100	376	49	114	146	8	6	4	30	7	1	2	25	58	15	6	.349	.388	7
	Palm Beach	.294	9	34	1	10	13	1	1	0	0	0	0	0	5	6	0	0	.385	.382	0
2014	Palm Beach	.308	89	370	54	114	153	8	#8	5	36	4	0	4	24	76	10	7	.357	.414	3
	Springfield	.237	31	139	19	33	45	4	1	2	17	0	0	0	6	28	2	3	.269	.324	2
2015	Springfield	.295	134	*539	85	*159	209	20	*9	4	32	4	3	2	46	72	*46	*19	.351	.388	7
	Memphis	.282	100	351	53	99	143	16	8	4	34	4	4	3	33	51	15	3	.345	.407	5
WHITE SOX		.500	1	2	0	1	1	0	0	0	0	0	0	0	0	0	0	0	.500	.500	0
<b>MINOR TOTALS</b>		<b>.293</b>	<b>471</b>	<b>1836</b>	<b>265</b>	<b>538</b>	<b>722</b>	<b>59</b>	<b>33</b>	<b>19</b>	<b>154</b>	<b>19</b>	<b>8</b>	<b>11</b>	<b>142</b>	<b>295</b>	<b>89</b>	<b>38</b>	<b>.346</b>	<b>.392</b>	<b>26</b>
<b>MLB TOTALS</b>		<b>.500</b>	<b>1</b>	<b>2</b>	<b>0</b>	<b>1</b>	<b>1</b>	<b>0</b>	<b>0</b>	<b>0</b>	<b>0</b>	<b>0</b>	<b>0</b>	<b>0</b>	<b>0</b>	<b>0</b>	<b>0</b>	<b>0</b>	<b>.500</b>	<b>.500</b>	<b>0</b>

\*Led League #Tied for League Lead

### CAREER TRANSACTIONS

- Selected by St. Louis in the second round of the First-Year Player Draft (6/11).
- On Advanced Rookie Johnson City disabled list with a separated right shoulder (6/19/12-remainder of the season).
- On Class A Peoria disabled list with a strained right hamstring (5/21-31/13).
- On Class A Peoria disabled list with a strained right hamstring (6/13-26/13).
- Traded by St. Louis to the White Sox in exchange for LHP Zach Duke (7/31/16).
- On White Sox disabled list with a torn left hamstring (8/3/16-remainder of the season).

### CAREER FIELDING STATISTICS

POSITION	PCT	G	GS	TC	PO	A	E	DP
Center Field	1.000	1	1	1	1	0	0	0







# MICHAEL YNOA

# 66

## RIGHT-HANDED PITCHER

**Given Name:** Michael Jose Ynoa Ventura

**Bats:** Right      **Throws:** Right

**Height:** 6-7      **Weight:** 210

**Opening Day Age:** 25 (September 24, 1991)

**Birthplace/Residence:** Puerto Plata, Dominican Republic

**First Pro Contract:** Oakland Athletics, signed as a free agent, July 2, 2008.

**Sox Acquisition:** Obtained from the Oakland A's with RHP Jeff Samardzija in exchange for RHP Chris Bassitt, C Josh Phegley, INF Rangel Ravelo and INF Marcus Semien, December 9, 2014.

**Major League Service:** 113 days.

**Contract Status:** Signed through 2017.

### 2016 SEASON

- Split the season between the White Sox and Class AAA Charlotte ... threw 1.1 IP or more in nine of his 23 outings with the Sox ... recorded at least one strikeout 18 times.
- Limited right-handers to a .153 average (9-59) ... first batters faced went just 3-19 (.158) ... allowed 3-9 (33.3 percent) of inherited runners to score.
- Worked 8.1 scoreless IP in September (six outings).
- Was recalled from Class AA Birmingham on 4/10, replacing Adam Eaton (Paternity List) on the active roster ... was optioned back to the Barons on 4/11 without making an appearance.
- Was recalled from Charlotte on 6/14 and made his major-league debut that night vs. Detroit, working 2.0 scoreless IP ... recorded his first career strikeout in the seventh (Ian Kinsler).
- Worked a scoreless eighth inning and earned his first hold on 6/22 at Boston ... preserved a 7-6 White Sox lead by striking out Chris Young to end the frame with the tying run on base.
- Earned his first major-league win on 7/30 at Minnesota ... pitched out of a bases-loaded, two-out situation in the bottom of the ninth.
- Worked a career-high 3.0 scoreless IP and retired nine of 10 batters faced on 8/11 at Kansas City ... entered the game in the second inning after Miguel Gonzalez left due to injury.
- Seven of his final eight appearances were scoreless, including a seven-game scoreless streak from 8/24-9/29 ... allowed just two hits with nine strikeouts over 9.1 IP during the streak.
- Struck out a season-high four on 9/3 at Minnesota (2.1 IP).
- Combined to go 1-3 with a 3.90 ERA (12 ER/27.2 IP), four saves and 24 strikeouts over 21 relief appearances between Birmingham and Charlotte.
- Retired all 12 batters he faced over three appearances with the Barons to open the season.
- Was promoted to the Knights on 4/18 and made 18 appearances ... made six straight scoreless appearances (9.1 IP) from 5/4-19.
- Earned the save on 5/11 at Norfolk (1.1 scoreless IP) ... struck out a season-high three on 5/21 vs. Gwinnett.
- Entered the season rated by MLB.com as the No. 26 Prospect in the White Sox organization.
- Pitched for Aguilas in the Dominican Winter League, posting a 1.54 ERA (2 ER/11.2 IP) over 13 appearances.

### 2015 SEASON

- Appeared in just 28 games with Class A Winston-Salem due to shoulder injuries.
- Posted a 1.10 ERA (2 ER/16.1 IP) with 16 strikeouts on the road ... averaged 9.5 strikeouts per 9.0 IP (40 SO/38.0 IP).
- Went 6-6 with a 1.80 ERA (2 ER/10.0 IP) in save chances.
- Was on the disabled list from 4/13-23 (strained right shoulder) and 5/17-6/13 (right shoulder inflammation).
- Recorded a 1.46 ERA (2 ER/12.1 IP) from 7/13-8/21.

### 2014 SEASON

- Spent the season with Class A Stockton in the A's organization ... averaged 12.6 strikeouts per 9.0 IP (64 SO/45.2 IP).
- Went 2-0 with a 2.00 ERA (4 ER/18.0 IP) over his last 12 games ... struck out five batters on 5/6 at Visalia (2.0 IP) and 7/19 at Inland Empire (2.0) ... tossed 7.0 straight scoreless IP from 7/1-16.

### 2013 SEASON

- Went a combined 3-3 with a 3.69 ERA (31 ER/75.2 IP), one save and 68 strikeouts between Class A Beloit and Stockton.
- Owned a 1.82 ERA (5 ER/24.2 IP) in his first nine starts.
- Following the season, was rated by *Baseball America* as the No. 4 Prospect in Athletics organization.

### 2012 SEASON

- Combined to go 1-4 with a 6.46 ERA (22 ER/30.2 IP) and 25 strikeouts over 14 games (12 starts) between the Arizona League Athletics and Class A Vermont.
- Held opponents to a .067 (1-15) mark with RISP/two outs.
- Limited righties to a .149 (7-47) average with Vermont.

### 2011 SEASON

- Missed the season while recovering from elbow surgery.

### 2010 SEASON

- Made his professional debut with the AZL Athletics ... underwent Tommy John surgery on 8/25.

### 2009 SEASON

- Missed the season with a strained right elbow.
- Entered the season rated by *Baseball America* as the No. 3 prospect in the Athletics organization and No. 54 in baseball.

### MISCELLANEOUS/PERSONAL

- Single ... Twitter: @InoaMichael.
- Attended Liceo Jose Dubeau in Puerto Plata.
- Was the top international free agent when he signed with Oakland at age 16 on 7/2/08 ... received a then-record \$4.25-million signing bonus.

FRONT OFFICE  
 FIELD STAFF  
 PLAYERS  
 OPPONENTS  
 2016 REVIEW  
 HISTORY  
 RECORDS  
 MINOR LEAGUES  
 MEDIA/MISC.

### CAREER PLAYING RECORD

YEAR	CLUB	W-L	PCT	ERA	G	GS	CG	SHO	SV	IP	H	R	ER	HR	HB	BB-I	SO	WP	BK	AVG
2009		DID NOT PLAY DUE TO INJURY																		
2010	AZL Athletics	0-1	.000	5.00	3	3	0	0	0	9.0	6	5	5	1	1	4-0	11	3	0	.188
2011		DID NOT PLAY DUE TO INJURY																		
2012	AZL Athletics	0-1	.000	5.40	6	6	0	0	0	10.0	11	7	6	1	1	9-0	6	1	0	.282
	Vermont	1-3	.250	6.97	8	6	0	0	0	20.2	20	18	16	2	3	16-0	19	10	1	.247
2013	Beloit	2-1	.667	2.14	15	15	0	0	0	54.2	45	19	13	3	7	18-0	48	5	1	.221
	Stockton	1-2	.333	7.71	7	6	0	0	1	21.0	23	20	18	2	2	17-0	20	2	0	.274
2014	Stockton	4-2	.667	5.52	31	0	0	0	0	45.2	42	28	28	5	5	21-2	64	7	0	.247
2015	Winston-Salem	0-2	.000	2.61	28	0	0	0	6	38.0	37	14	11	2	7	16-0	40	4	0	.255
2016	Birmingham	0-0	.000	0.00	3	0	0	0	0	4.0	0	0	0	0	0	0-0	4	0	0	.000
	Charlotte	1-3	.250	4.56	18	0	0	0	4	23.2	25	12	12	2	3	12-2	20	2	0	.278
	WHITE SOX	1-0	1.000	3.00	23	0	0	0	0	30.0	20	11	10	0	5	17-2	30	4	0	.183
<b>MINOR TOTALS</b>		<b>9-15</b>	<b>.375</b>	<b>4.33</b>	<b>119</b>	<b>36</b>	<b>0</b>	<b>0</b>	<b>11</b>	<b>226.2</b>	<b>209</b>	<b>123</b>	<b>109</b>	<b>18</b>	<b>29</b>	<b>113-4</b>	<b>232</b>	<b>34</b>	<b>2</b>	<b>.244</b>
<b>MLB TOTALS</b>		<b>1-0</b>	<b>1.000</b>	<b>3.00</b>	<b>23</b>	<b>0</b>	<b>0</b>	<b>0</b>	<b>0</b>	<b>30.0</b>	<b>20</b>	<b>11</b>	<b>10</b>	<b>0</b>	<b>5</b>	<b>17-2</b>	<b>30</b>	<b>4</b>	<b>0</b>	<b>.183</b>

### CAREER TRANSACTIONS

- Signed by Oakland as a free agent (7/2/08).
- On AZL Athletics disabled list with a right elbow strain (6/22/09-remainder of the season).
- On AZL Athletics disabled list with a right elbow strain (8/17/10-remainder of the season).
- On AZL Athletics disabled list following Tommy John surgery (8/15/11-remainder of the season).
- On Class A Stockton disabled list with a right shoulder strain (8/2-28/13).
- On Class A Stockton disabled list with a right biceps strain (4/12-29/14).
- Traded by Oakland with RHP Jeff Samardzija to the White Sox in exchange for RHP Chris Bassitt, C Josh Phegley and INF Rangel Ravelo and Marcus Semien (12/9/14).
- On Class A Winston-Salem disabled list with a right shoulder strain (4/13-23/15).
- On Class A Winston-Salem disabled list with right shoulder inflammation (5/17-6/13/15).

### CAREER FIELDING STATISTICS

POSITION	PCT	G	GS	TC	PO	A	E	DP
Pitcher	.875	23	0	8	1	6	1	0

### CAREER GAME BESTS

**STRIKEOUTS** — 4 (9/3/16 at Min.) ... **IP** — 3.0 (8/11/16 at K.C.)  
**WINNING STREAK** — NONE ... **CONSECUTIVE SCORELESS IP** — 10.1 (8/24-10/1/16)



# 40-MAN ROSTER

No.	Pitchers (21)	B	T	HT	WT	Born	Birthplace	Residence
54	Chris Beck	R	R	6-3	230	9/4/90	Commerce, Ga.	Buford, Ga.
68	Dylan Covey	R	R	6-1	220	8/14/91	Glendale, Calif.	Pasadena, Calif.
60	Tyler Danish	R	R	6-0	200	9/12/94	Brandon, Fla.	Riverview, Fla.
51	Carson Fulmer	R	R	6-0	195	12/13/93	Lakeland, Fla.	Lakeland, Fla.
27	Lucas Giolito	R	R	6-6	255	7/14/94	Santa Monica, Calif.	Santa Monica, Calif.
67	Brad Goldberg	R	R	6-4	230	2/21/90	Cleveland, Ohio	Beachwood, Ohio
58	Miguel González	R	R	6-1	180	5/27/84	Guadalajara, Mexico	Lakewood Ranch, Fla.
45	Derek Holland	S	L	6-2	215	10/9/86	Newark, Ohio	Irving, Texas
43	Dan Jennings	L	L	6-3	210	4/17/87	Berkeley, Calif.	Palm Beach Gardens, Fla.
65	Nate Jones	R	R	6-5	225	1/28/86	Butler, Ky.	Butler, Ky.
48	Tommy Kahnle	R	R	6-1	235	8/7/89	Latham, N.Y.	Albany, N.Y.
40	Reynaldo López	R	R	6-0	185	1/4/94	San Pedro de Macoris, D.R.	San Pedro de Macoris, D.R.
37	Juan Minaya	R	R	6-4	210	9/18/90	Maimon, D.R.	Maimon, D.R.
52	Jake Petricka	R	R	6-5	220	6/5/88	Fairbault, Minn.	Savage, Minn.
57	Zach Putnam	R	R	6-2	220	7/3/87	Rochester, Mich.	Ann Arbor, Mich.
62	Jose Quintana	R	L	6-1	220	1/24/89	Arjona, Colombia	Barranquilla, Colombia
30	David Robertson	R	R	5-11	195	4/9/85	Birmingham, Ala.	Chicago, Ill.
55	Carlos Rodon	L	L	6-3	235	12/10/92	Miami, Fla.	Holy Springs, N.C.
33	James Shields	R	R	6-3	210	12/20/81	Newhall, Calif.	San Diego, Calif.
50	Giovanni Soto	L	L	6-2	210	5/18/91	Carolina, P.R.	Carolina, P.R.
66	Michael Ynoa	R	R	6-7	210	9/24/91	Puerto Plata, D.R.	Puerto Plata, D.R.
No.	Catchers (2)	B	T	HT	WT	Born	Birthplace	Residence
70	Alfredo Gonzalez	R	R	6-1	230	7/13/92	Santa Teresa del Tuy, Ven.	Santa Teresa del Tuy, Ven.
38	Omar Narváez	L	R	5-11	220	2/10/92	Maracay, Venezuela	Maracay, Venezuela
No.	Infielders (8)	B	T	HT	WT	Born	Birthplace	Residence
79	José Abreu	R	R	6-3	260	1/29/87	Cienfuegos, Cuba	Miami, Fla.
7	Tim Anderson	R	R	6-1	185	6/23/93	Tuscaloosa, Ala.	Tuscaloosa, Ala.
24	Matt Davidson	R	R	6-3	230	3/26/91	Yucaipa, Calif.	Scottsdale, Ariz.
21	Todd Frazier	R	R	6-3	220	2/12/86	Tom River, N.J.	Tom River, N.J.
15	Brett Lawrie	R	R	6-0	210	1/18/90	Langley, British Columbia	Peoria, Ariz.
10	Yoan Moncada	S	R	6-2	220	5/27/95	Abreus, Cuba	Gulfport, Fla.
20	Tyler Saladino	R	R	6-0	200	7/20/89	San Diego, Calif.	San Diego, Calif.
5	Yolmer Sánchez	S	R	5-11	185	6/29/92	Maracay, Venezuela	Maracay, Venezuela
No.	Outfielders (8)	B	T	HT	WT	Born	Birthplace	Residence
53	Melky Cabrera	S	L	5-10	210	8/11/84	Bajos De Haina, D.R.	Bajos De Haina, D.R.
63	Adam Engel	R	R	6-2	210	12/9/91	Cincinnati, Ohio	Loveland, Ohio
26	Avisail García	R	R	6-4	240	6/12/91	Anzoategui, Venezuela	Anzoategui, Venezuela
28	Leury García	S	R	5-8	180	3/18/91	Santiago, D.R.	Santiago, D.R.
61	Willy García	R	R	6-2	215	9/4/92	Santo Domingo, D.R.	Santo Domingo, D.R.
32	Rymer Liriano	R	R	6-0	210	6/20/91	Santo Domingo, D.R.	Santo Domingo, D.R.
64	Jacob May	S	R	5-10	180	1/23/92	Williamsport, Pa.	Liberty Township, Ohio
22	Charlie Tilson	L	L	6-1	185	12/2/92	Wilmette, Ill.	Chicago, Ill.

## White Sox 40-Man Roster (as of February 15, 2017)

5	Yolmer Sánchez, INF	33	James Shields, RHP	57	Zach Putnam, RHP
7	Tim Anderson, INF	37	Juan Minaya, RHP	58	Miguel González, RHP
10	Yoan Moncada, INF	38	Omar Narváez, C	60	Tyler Danish, RHP
15	Brett Lawrie, INF	40	Reynaldo López, RHP	61	Willy García, OF
20	Tyler Saladino, INF	43	Dan Jennings, LHP	62	José Quintana, LHP
21	Todd Frazier, INF	45	Derek Holland, LHP	63	Adam Engel, OF
22	Charlie Tilson, OF	48	Tommy Kahnle, RHP	64	Jacob May, OF
24	Matt Davidson, INF	50	Giovanni Soto, LHP	65	Nate Jones, RHP
26	Avisail García, OF	51	Carson Fulmer, RHP	66	Michael Ynoa, RHP
27	Lucas Giolito, RHP	52	Jake Petricka, RHP	67	Brad Goldberg, RHP
28	Leury García, OF	53	Melky Cabrera, OF	68	Dylan Covey, RHP
30	David Robertson, RHP	54	Chris Beck, RHP	70	Alfredo González, C
32	Rymer Liriano, OF	55	Carlos Rodon, LHP	79	José Abreu, INF

# CHICAGO WHITE SOX 40-MAN ROSTER (AS OF 2/15/17)

**MANAGER:** Rick Renneria (17) **COACHES:** Darryl Boston, First Base Coach (8); Nick Capra, Third Base Coach (12); Don Cooper, Pitching Coach (99); Curt Haase, Bullpen Coach (29); Joe McEwing, Bench Coach (47); Mark Salas, Bullpen Catcher (59); Greg Sparks, Assistant Hitting Coach (46); Todd Stevenson, Hitting Coach (31).

NO.	PITCHERS (21)	B	T	HT	WT	BORN	BIRTHPLACE	RESIDENCE	'16 Club(s)	WL	ERA	G	GS	CG	SV	IP	H	R	ER	BB	SO	MLSV
54	Chris Beck	R	R	6-3	230	9/4/90	Commerce, Ga.	Buford, Ga.	Charlotte	5-4	4.21	22	7	0	0	661	77	32	31	25	50	0.074
								White Sox	White Sox	2-2	6.39	25	0	0	0	251	18	18	17	20		
68	Dylan Covey	R	R	6-1	220	8/14/91	Glendale, Calif.	Pasadena, Calif.	Midland	3-1	1.84	6	6	0	0	291	21	14	6	17	26	0.000
60	Tyler Danish	R	R	6-0	200	9/12/94	Brandon, Fla.	Riverview, Fla.	Birmingham	3-7	4.42	12	1	0	0	751	71	38	37	16	47	0.005
								Charlotte	Charlotte	1-3	5.83	7	5	0	0	291	39	21	19	10	21	
								White Sox	White Sox	0-0	10.80	3	0	0	0	12	6	2	2	3	0	
51	Carson Fulmer	R	R	6-0	195	12/13/93	Lakeland, Fla.	Lakeland, Fla.	Birmingham	4-9	4.76	17	0	0	0	870	82	51	46	51	90	0.033
								Charlotte	Charlotte	2-1	3.54	4	4	0	0	160	14	7	7	5	14	
								White Sox	White Sox	0-2	8.49	8	0	0	0	112	12	11	7	10		
27	Lucas Giolito	R	R	6-6	255	7/14/94	Santa Monica, Calif.	Santa Monica, Calif.	Hagerstown	0-0	5.14	1	1	0	0	70	6	4	4	0	4	0.039
								Harrisburg	Harrisburg	5-3	3.17	14	14	0	0	710	67	37	25	34	72	
								Syracuse	Syracuse	1-2	2.17	7	7	0	0	371	31	11	9	10	40	
								WASHINGTON	WASHINGTON	0-1	6.75	6	4	0	0	211	26	18	16	12	11	
67	Brad Goldberg	R	R	6-4	230	2/21/90	Cleveland, Ohio	Beachwood, Ohio	Birmingham	0-0	1.50	4	0	0	0	60	4	3	1	3	7	0.000
								Charlotte	Charlotte	3-5	2.84	43	0	0	10	50.2	42	18	16	23	44	
58	Miguel Gonzalez	R	R	6-1	180	5/27/84	Guadalajara, Mexico	Lakewood Ranch, Fla.	White Sox	5-8	3.73	24	23	0	0	135.0	132	61	56	35	95	5.084
								Charlotte	Charlotte	1-1	4.84	5	5	0	0	211	27	12	11	4	25	
45	Derek Holland	S	L	6-2	215	10/9/86	Newark, Ohio	Irving, Texas	Round Rock	0-0	4.50	3	3	0	0	100	11	5	5	4	8	7.120
								TEXAS	TEXAS	7-9	4.95	22	20	0	0	107.1	116	62	59	35	67	
43	Dan Jennings	L	L	6-3	210	4/17/87	Berkeley, Calif.	Palm Beach Gardens, Fla.	White Sox	4-3	2.08	64	0	0	1	60.2	57	18	14	28	46	3.171
65	Nate Jones	R	R	6-5	225	1/28/86	Butler, Ky.	Butler, Ky.	White Sox	5-3	2.29	71	0	0	3	70.2	48	20	18	15	80	5.000
48	Tommy Kahnle	R	R	6-1	235	8/7/89	Latham, N.Y.	Albany, N.Y.	Charlotte	1-1	3.00	23	0	0	0	270	17	9	9	12	36	2.015
40	Reynaldo López	R	R	6-1	210	1/4/94	San Pedro de Macoris, D.R.	San Pedro de Macoris, D.R.	White Sox	0-1	2.63	29	0	0	1	27.1	21	8	8	20	25	0.044
								Harrisburg	Harrisburg	3-5	3.18	14	14	0	0	76.1	69	35	27	25	100	
								Syracuse	Syracuse	2-2	3.27	5	5	1	0	330	21	12	10	10	26	
37	Juan Minaya	R	R	6-4	210	9/18/90	Maimon, D.R.	Maimon, D.R.	WASHINGTON	5-3	4.91	11	6	0	0	44.0	47	24	22	42		
								Fresno	Fresno	1-3	3.91	17	0	0	0	251	25	15	11	10	19	0.032
								Charlotte	Charlotte	4-3	3.38	17	0	0	1	26.2	23	11	10	10	28	
								White Sox	White Sox	1-0	4.35	11	0	0	0	101	10	6	5	6	5	6
52	Jake Petricka	R	R	6-5	220	6/6/88	Fairbault, Minn.	Savage, Minn.	White Sox	0-0	4.50	9	0	0	0	80	8	5	4	8	7	3.044
57	Zach Putnam	R	R	6-2	220	7/9/87	Rochester, Mich.	Ann Arbor, Mich.	White Sox	1-0	2.20	35	0	0	0	271	25	7	7	11	30	3.135
62	Jose Quintana	R	L	6-1	220	1/24/89	Ardjaona, Colombia	Barranquilla, Colombia	White Sox	13-12	3.20	32	32	0	0	208.0	192	76	74	50	181	4.133
30	David Robertson	R	R	5-11	185	4/9/85	Birmingham, Ala.	Chicago, Ill.	White Sox	5-3	3.47	62	0	0	37	62.1	53	24	24	32	75	8.070
55	Carlos Rodon	L	L	6-3	235	12/10/92	Miami, Fla.	Holy Springs, N.C.	White Sox	9-10	4.04	28	28	0	0	165.0	176	82	74	54	168	1.168
								Charlotte	Charlotte	0-1	4.81	1	1	0	0	3.2	5	3	2	2	3	
33	James Shields	R	R	6-3	210	12/22/81	Newhall, Calif.	San Diego, Calif.	SAN DIEGO	2-7	4.28	11	0	0	0	67.1	69	33	32	27	57	10.125
								White Sox	White Sox	4-12	6.77	22	1	0	0	114.1	139	89	86	55	78	
								Iowa	Iowa	1-3	5.14	33	0	0	0	49.0	51	32	28	31	55	0.031
50	Giovanni Soto	L	L	6-2	210	5/18/91	Carolina, P.R.	Carolina, P.R.	Birmingham	0-0	0.00	3	0	0	0	40	0	0	0	0	4	0.113
66	Michael Ynoa	R	R	6-7	210	9/24/91	Puerto Plata, D.R.	Puerto Plata, D.R.	Charlotte	1-3	4.56	18	0	0	4	23.2	25	12	12	12	20	
								White Sox	White Sox	1-0	3.00	23	0	0	0	300	20	11	10	17	30	

NO.	CATCHERS (2)	B	T	HT	WT	BORN	BIRTHPLACE	RESIDENCE	'16 Club(s)	AVG	G	AB	R	H	2B	3B	HR	RBI	BB	SO	SB	MLSV	
70	Alfredo Gonzalez	R	R	6-1	230	7/13/92	Santa Teresa del Tuy, VZ	Santa Teresa del Tuy, VZ	Corpus Christi Birmingham	.296	39	135	13	40	6	0	0	8	10	22	2	0	0.000
									Charlotte	.000	1	3	0	0	0	0	0	0	0	3	0	0	0.089
38	Omar Narváez	L	R	5-11	220	2/10/92	Maracay, Venezuela	Maracay, Venezuela	Birmingham Charlotte	.245	41	143	14	35	6	0	2	11	9	17	0	0	0.089
									WHITE SOX	.267	34	101	13	27	4	0	1	10	14	14	0	0	0.089
NO.	INFELDERS (8)	B	T	HT	WT	BORN	BIRTHPLACE	RESIDENCE	'16 Club(s)	AVG	G	AB	R	H	2B	3B	HR	RBI	BB	SO	SB	MLSV	
79	Jose Abreu	R	R	6-3	260	1/29/87	Cienfuegos, Cuba	Miami, Fla.	WHITE SOX	.293	159	624	67	183	32	1	25	100	47	125	0	3	0.000
7	Tim Anderson	R	R	6-1	185	6/23/93	Tuscaloosa, Ala.	Tuscaloosa, Ala.	Charlotte	.304	55	247	39	75	10	2	4	20	8	58	11	0.115	
									WHITE SOX	.283	99	410	57	116	22	6	9	30	13	117	10	0	0.115
24	Matt Davidson	R	R	6-3	230	3/26/91	Yucaipa, Calif.	Scottsdale, Ariz.	Charlotte	.268	75	284	35	76	20	0	10	46	32	86	0	0.146	
									WHITE SOX	.500	1	2	1	1	0	0	0	1	0	1	0	0	0.146
21	Todd Frazier	R	R	6-3	220	2/12/86	Tom River, N.J.	Tom River, N.J.	WHITE SOX	.225	158	590	89	133	21	0	40	98	64	163	15	5.071	
15	Brett Lawrie	R	R	6-0	210	1/18/90	Langley, British Columbia	Peoria, Ariz.	WHITE SOX	.248	94	351	35	87	22	0	12	36	30	109	7	5.055	
									Birmingham	.313	5	16	2	5	1	0	0	0	0	3	0	0	5.055
10	Yoan Moncada	S	R	6-2	220	5/27/95	Abreus, Cuba	Gulfport, Fla.	BOSTON	.211	8	19	3	4	1	0	0	1	1	12	0	0.031	
									Portland	.277	45	177	37	49	6	3	11	28	27	64	9	0	0.031
									Salem	.307	61	228	57	70	25	3	4	34	45	60	36	0	0.031
20	Tyler Saladino	R	R	6-0	200	7/20/89	San Diego, Calif.	San Diego, Calif.	WHITE SOX	.282	93	298	33	84	14	0	8	38	13	62	11	1.087	
5	Yolmer Sánchez	S	R	5-11	185	6/29/92	Maracay, Venezuela	Maracay, Venezuela	WHITE SOX	.208	53	154	15	32	9	1	4	21	5	42	0	1.134	
									Charlotte	.255	61	235	31	60	11	2	8	29	17	55	10	0	1.134
NO.	OUTFIELDERS (8)	B	T	HT	WT	BORN	BIRTHPLACE	RESIDENCE	'16 Club(s)	AVG	G	AB	R	H	2B	3B	HR	RBI	BB	SO	SB	MLSV	
53	Melky Cabrera	S	L	5-10	210	8/11/84	Bajos De Haina, D.R.	Bajos De Haina, D.R.	WHITE SOX	.296	151	591	70	175	42	5	14	86	47	69	2	10.148	
63	Adam Engel	R	R	6-2	210	12/9/91	Cincinnati, Ohio	Loveland, Ohio	Birmingham	.255	74	306	56	78	18	9	4	25	39	70	31	0.000	
									Charlotte	.242	41	149	19	38	6	2	3	16	10	50	8	0.000	
									Winston-Salem	.327	14	55	18	6	1	0	5	7	11	6	0	0.000	
26	Avisail García	R	R	6-4	240	6/12/91	Anzoategui, Venezuela	Anzoategui, Venezuela	WHITE SOX	.245	120	413	59	101	18	2	12	51	34	115	4	3.167	
									Charlotte	.385	3	13	2	5	1	0	1	4	1	3	0	3.167	
28	Leury García	S	R	5-8	180	3/18/91	Santiago, D.R.	Santiago, D.R.	Charlotte	.313	84	310	45	97	9	4	6	35	24	64	18	2.025	
									WHITE SOX	.229	18	48	6	11	1	1	1	5	1	13	2	2.025	
61	Willy García	R	R	6-2	215	9/4/92	Santo Domingo, D.R.	Santo Domingo, D.R.	Indianapolis	.245	129	462	53	113	30	4	6	43	31	131	5	0.000	
32	Rymer Liriano	R	R	6-0	210	6/20/91	Santo Domingo, D.R.	Santo Domingo, D.R.	MISSED THE ENTIRE 2016 SEASON DUE TO INJURY 1.049														
64	Jacob May	S	R	5-10	180	1/23/92	Williamsport, Pa.	Liberty Township, Ohio	Charlotte	.266	83	301	38	80	19	2	1	24	15	72	19	0.000	
22	Charlie Tilson	L	L	6-1	185	12/2/92	Wilmette, Ill.	Chicago, Ill.	Memphis	.292	100	282	53	99	16	8	4	34	33	51	15	0.062	
									WHITE SOX	.500	1	2	0	1	0	0	0	0	0	0	0	0	0.062

# NON-ROSTER INVITEES

NO.	PITCHERS (11)		BIRTHPLACE		RESIDENCE		'16 Club(s)															
	B	T	HT	WT	BORN	CLEVELAND, GA.	LANARK, FLA.	W-L	ERA	G	GS	CC	SV	IP	H	R	ER	BB	SO	MLSV		
77	R	R	6-3	190	4/13/86	Cleveland, Ga.	Lanark, Fla.	2-5	3.90	9	9	0	0	55.1	59	29	24	26	26	0.000		
								8-7	4.01	18	18	1	0	107.2	120	50	48	21	74	0.000		
81	L	L	6-3	200	9/21/93	Valencia, Calif.	Valencia, Calif.	0-0	12.27	4	0	0	0	3.2	5	5	2	1	6	0.000		
								0-1	1.90	4	0	0	0	0.5	4	2	1	1	1	0.000		
76	R	R	6-3	210	3/9/95	Downers Grove, Ill.	Downers Grove, Ill.	0-0	0.00	1	0	0	0	1.0	1	0	0	0	1	0.000		
								0-0	3.94	12	0	0	0	16.0	7	8	7	9	24	0.000		
								1-0	2.55	4	0	0	1	16.0	9	5	4	11	22	0.000		
75	R	L	6-3	230	4/27/93	Akron, Ohio	Munroe Falls, Ohio	0-4	5.40	4	0	0	0	5.0	6	3	4	10	4	0.000		
								0-4	2.27	31	0	0	4	47.2	52	14	12	9	42	0.000		
								0-1	5.00	6	0	0	0	9.0	9	6	5	3	6	0.000		
MISSED THE ENTIRE 2016 SEASON DUE TO INJURY																						
74	R	L	6-3	245	7/19/91	Houston, Texas	Port Charlotte, Fla.	6-6	3.70	19	19	0	0	114.1	112	57	28	74	0.064			
								2-3	4.14	9	9	1	0	54.1	51	26	25	14	33	0.000		
78	R	R	6-3	215	4/30/96	Mount Pleasant, Texas	Dangerfield, Texas	0-0	0.00	1	1	0	0	4.1	4	0	4	4	0.000			
								4-1	2.25	11	11	0	0	52.0	25	15	13	29	62	0.000		
41	R	L	6-3	215	3/4/85	Maria Stein, Ohio	Nashville, Tenn.	1-0	2.45	11	0	0	1	18.1	17	5	5	3	29	5.118		
								0-0	0.00	2	0	0	0	4.0	5	0	0	0	3	0.000		
								0-0	0.00	1	1	0	0	1.0	0	0	0	0	2	0.000		
								0-0	0.00	1	0	0	0	1.0	0	0	0	0	1	0.000		
								0-1	9.35	9	0	0	0	8.2	15	9	9	11	9	0.114		
71	L	L	6-4	215	7/17/90	Nacogoches, Texas	Houston, Texas	0-0	3.52	26	1	0	1	38.1	30	20	15	23	38	0.114		
								0-1	5.90	12	0	0	0	18.0	12	11	12	15	19	0.027		
73	R	R	6-2	220	12/9/87	Modesto, Calif.	Modesto, Calif.	4-2	1.52	15	0	0	1	29.22	20	6	5	7	19	0.027		
								3-1	3.53	39	0	0	1	71.1	64	28	28	24	75	0.027		
								0-0	6.23	5	0	0	0	4.1	7	3	3	0	1	0.000		
34	R	R	6-4	215	9/10/85	Fort Lauderdale, Fla.	Fort Lauderdale, Fla.	1-4	3.86	15	6	1	7	46.2	47	20	8	43	5.024			
								1-2	5.52	26	0	0	0	31.0	28	19	19	7	31	0.000		
MISSED THE ENTIRE 2016 SEASON																						
86	L	R	6-3	220	2/6/95	Pembroke Pines, Fla.	Fort Lauderdale, Fla.	0.91	3	11	1	1	0	0	0	0	0	7	0	0.000		
								2.88	36	120	24	31	7	0	6	18	33	39	0	0.000		
85	R	R	6-0	225	6/6/92	Caguas, Puerto Rico	Caguas, Puerto Rico	2.38	59	202	29	48	11	0	8	20	6	34	0	0.000		
								2.26	15	53	4	12	1	0	0	5	5	8	0	0.061		
36	R	R	6-4	230	6/26/88	Pittsburgh, Pa.	Pittsburgh, Pa.	2.19	49	183	18	40	9	0	8	24	16	36	0	0.061		
								2.00	2	5	2	1	0	0	1	2	2	2	0	0.000		
								1.25	7	16	2	2	0	0	0	0	0	6	0	0.000		
18	R	R	6-1	220	1/20/83	San Juan, Puerto Rico	San Juan, Puerto Rico	2.89	26	78	11	21	5	0	4	9	6	21	0	9.086		
								1.94	10	36	2	7	4	0	1	8	1	7	0	0.000		
MISSED THE ENTIRE 2016 SEASON																						
39	S	R	5-10	185	11/17/86	Nardimes, Nicaragua	Jinotega, Nicaragua	3.38	36	142	25	46	14	2	10	31	13	33	1	5.042		
62	L	R	6-3	230	7/12/92	Knoxville, Tenn.	Surprise, Ariz.	2.46	72	260	32	64	16	0	7	30	29	74	2	0.000		
84	L	R	6-4	200	9/21/90	Sacramento, Calif.	Sacramento, Calif.	2.50	55	194	28	46	12	1	10	42	31	51	0	0.000		
MISSED THE ENTIRE 2016 SEASON																						
25	L	R	6-1	205	6/30/90	St. Charles, Mo.	Lincoln, Neb.	1.67	5	18	2	3	0	0	1	2	1	6	0	3.045		
								2.79	29	111	20	31	8	0	6	15	11	26	1	0.000		
								2.13	71	197	22	42	15	0	4	18	18	54	3	0.000		
								1.25	4	16	2	2	0	0	1	2	2	6	0	0.000		
44	R	R	6-1	185	3/31/87	Park Ridge, Ill.	Scottsdale, Ariz.	2.51	123	355	40	89	20	7	5	23	17	9	6	6.082		
								2.78	5	18	2	5	0	0	1	2	1	5	0	0.000		
83	R	R	6-3	245	11/12/93	Corpus Christi, Texas	Austin, Texas	2.03	106	418	35	85	25	0	12	60	28	137	0	0.000		

# OPPONENTS



**Mike Trout was named American League Most Valuable Player for the second time in 2016.**

# ARIZONA DIAMONDBACKS

## DIAMONDBACKS INFORMATION

Mailing Address ..... Chase Field  
401 E. Jefferson St.  
Phoenix, AZ 85004

2016 Record (Place).....69-93 (4th in NL West)  
Executive VP/General Manager .....Mike Hazen  
Manager (Year)..... Torey Lovullo (1st)  
Stadium (Capacity)..... Chase Field (48,519)  
Dimensions..... 330 LF, 376 LCF, 407 CF, 376 RCF, 335 RF

### 2014 RESULTS (1-2)

Date	Site	Result	Year	Home	Road	Total
5/9	Chi.....	W, 9-3	2003	0-0	1-2	1-2
5/10	Chi.....	L, 3-4	2005	1-2	0-0	1-2
5/11	Chi.....	L, 1-5	2011	0-0	2-1	2-1
			2014	1-2	0-0	1-2

### SERIES HISTORY

## SERIES INFORMATION

**Overall Record:** 5-7

**Record At Home:** 2-4

Guaranteed Rate Field (1991-current): 2-4

**Record On The Road:** 3-3

Chase Field (1998-current): 3-3

**Best Season Series Record**

by Chicago: 2-1 (2011)

by Arizona: 2-1 (2003, 2005, 2014)

**Longest Winning Streak**

by Chicago: 3, June 18, 2011-May 9, 2014

by Arizona: 2, 3x, last May 11, 2014-current

**Most Runs, Game**

by Chicago: 12, June 15, 2005 (12-6)

by Arizona: 10, June 14, 2005 (10-4)



Matt Davidson is batting .407 (11-27) with five doubles, one home run and four RBI in 14 career games at Chase Field. Davidson was selected by Arizona as a supplemental first-round pick (35th overall) in the 2009 First-Year Player Draft.

# BALTIMORE ORIOLES

## ORIOLES INFORMATION

Mailing Address ..... Oriole Park at Camden Yards  
333 W. Camden St.  
Baltimore, MD 21201

2016 Record (Place).....89-73 (T2nd in AL East)  
Executive VP, Baseball Operations ..... Dan Duquette  
Manager (Year)..... Buck Showalter (8th)  
Stadium (Capacity)..... Oriole Park at Camden Yards (45,971)  
Dimensions..... 333 LF, 364 LCF, 400 CF, 373 RCF, 318 RF

### 2016 RESULTS (3-4)

Date	Site	Result	Date	Site	Result
4/28	Bal.....	L, 2-10	8/5	Chi.....	L, 5-7
4/29	Bal.....	L, 3-6	8/6	Chi.....	W, 4-2
4/30	Bal.....	W, 8-7	8/7	Chi.....	L, 2-10
5/1	Bal.....	W, 7-1			

### SERIES HISTORY

Year	Home	Road	Total	Year	Home	Road	Total
1969	1-5	2-4	3-9	1993	4-2	4-2	8-4
1970	2-4	1-5	3-9	1994	2-1	2-1	4-2
1971	3-3	1-5	4-8	1995	0-4	1-2	1-6
1972	3-3	1-5	4-8	1996	4-2	4-2	8-4
1973	3-3	1-5	4-8	1997	3-3	3-2	6-5
1974	5-1	2-4	7-5	1998	4-1	5-1	9-2
1975	3-3	1-4	4-7	1999	1-3	2-4	3-7
1976	2-4	2-4	4-8	2000	4-2	2-2	6-4
1977	3-2	2-3	5-5	2001	1-2	3-1	4-3
1978	0-4	1-4	1-8	2002	3-1	1-2	4-3
1979	1-4	2-4	3-8	2003	3-0	1-2	4-2
1980	4-2	2-4	6-6	2004	2-1	2-1	4-2
1981	3-0	3-3	6-3	2005	2-2	4-0	6-2
1982	6-0	1-5	7-5	2006	3-1	2-1	5-2
1983	3-3	2-4	5-7	2007	2-2	1-3	3-5
1984	3-3	2-4	5-7	2008	2-2	3-2	5-4
1985	2-4	2-4	4-8	2009	3-3	1-2	4-5
1986	3-3	0-6	3-9	2010	2-1	1-3	3-4
1987	0-6	4-2	4-8	2011	1-3	3-1	4-4
1988	4-2	3-2	7-4	2012	1-3	1-3	2-6
1989	2-4	4-2	6-6	2013	2-1	1-3	3-4
1990	4-2	2-4	6-6	2014	0-3	1-2	1-5
1991	3-3	5-1	8-4	2015	2-1	1-2	3-3
1992	3-3	3-3	6-6	2016	1-2	2-2	3-4

## SERIES INFORMATION

**Overall Record:** 374-396

**Record At Home:** 202-183

Comiskey Park (1911-1990): 144-131

Guaranteed Rate Field (1991-current): 58-52

**Record On The Road:** 172-213

Memorial Stadium (1954-1991): 118-164

Oriole Park at Camden Yards (1992-current): 54-49

**Best Season Series Record**

by Chicago: 9-2 (1998)

by Baltimore: 8-1 (1978)

**Longest Winning Streak**

by Chicago: 13, June 29-September 25, 1925

by Baltimore: 9, twice, last Sept. 4, 1977-Sept. 2, 1978

**Most Runs, Game**

by Chicago: 18, April 23, 1981 at Baltimore (18-5)

by Baltimore: 18, April 29, 1970 at Chicago (18-2)

### Empty Ballpark in Baltimore

The Orioles defeated the White Sox, 8-2, on April 29, 2015 at Camden Yards in the first game in major-league history that was closed to the public due to rioting in Baltimore.



# BOSTON RED SOX

## RED SOX INFORMATION

Mailing Address ..... Fenway Park  
 4 Yawkey Way  
 Boston, MA 02215  
 2016 Record (Place)..... 93-69 (1st in AL East)  
 President, Baseball Operations..... Dave Dombrowski  
 Manager (Year)..... John Farrell (5th)  
 Stadium (Capacity).... Fenway Park (37,499 night/37,071 day)  
 Dimensions.....310 LF, 379 LCF, 390 CF, 420 DCF, 380 RCF, 302 RF

### 2016 RESULTS (4-3)

Date	Site	Result	Date	Site	Result
5/3	Chi.....	W, 4-1	6/20	Bos.....	W, 3-1 (10)
5/4	Chi.....	L, 2-5	6/21	Bos.....	W, 3-1
5/5	Chi.....	L, 3-7	6/22	Bos.....	W, 8-6
			6/23	Bos.....	L, 7-8 (10)

### SERIES HISTORY

Year	Home	Road	Total	Year	Home	Road	Total
1969	3-3	4-2	7-5	1993	3-3	2-4	5-7
1970	2-4	2-4	4-8	1994	2-1	2-1	4-2
1971	1-5	1-5	2-10	1995	0-2	3-3	3-5
1972	3-3	3-3	6-6	1996	3-3	3-3	6-6
1973	2-4	4-2	6-6	1997	5-1	3-2	8-3
1974	3-3	1-5	4-8	1998	4-2	2-3	6-5
1975	2-4	2-4	4-8	1999	3-3	2-4	5-7
1976	3-3	3-3	6-6	2000	3-3	2-4	5-7
1977	4-1	3-2	7-3	2001	2-1	1-2	3-3
1978	2-3	1-4	3-7	2002	2-1	2-1	4-2
1979	3-2	3-3	6-5	2003	2-4	2-1	4-5
1980	1-3	3-3	4-6	2004	0-3	2-1	2-4
1981	1-2	3-3	4-5	2005	2-2	1-2	3-4
1982	3-3	5-1	8-4	2006	1-2	1-2	2-4
1983	3-3	3-3	6-6	2007	0-4	1-3	1-7
1984	3-3	2-4	5-7	2008	2-2	1-3	3-4
1985	4-2	4-2	8-4	2009	3-1	1-3	4-4
1986	3-3	2-4	5-7	2010	3-1	3-0	6-1
1987	4-2	5-1	9-3	2011	1-2	3-0	4-2
1988	4-2	1-5	5-7	2012	1-3	1-3	2-6
1989	2-4	3-3	5-7	2013	2-1	0-3	2-4
1990	5-1	1-5	6-6	2014	1-2	2-2	3-4
1991	1-5	4-2	5-7	2015	1-2	3-1	4-3
1992	5-1	1-5	6-6	2016	1-2	3-1	4-3

### SERIES INFORMATION

**Overall Record:** 938-976  
**Record At Home:** 541-415  
 39th Street Grounds (1901-1910): 71-38  
 Comiskey Park (1911-1990): 417-320  
 Guaranteed Rate Field (1991-current): 53-57  
**Record On The Road:** 397-561  
 Huntington Avenue Grounds (1901-1911): 47-68  
 Fenway Park (1912-current): 350-493  
**Best Season Series Record**  
 by Chicago: 6-1 (2010)  
 by Boston: 7-1 (2007)  
**Longest Winning Streak**  
 by Chicago: 9, June 24-July 27, 1960  
 by Boston: 12, August 5, 1921-May 15, 1922  
**Most Runs, Game**  
 by Chicago: 22, May 31, 1970 at Boston (22-13)  
 by Boston: 21, August 30, 1970 at Chicago (21-11)

# CHICAGO CUBS

## CUBS INFORMATION

Mailing Address ..... Wrigley Field  
 1060 West Addison St.  
 Chicago, IL 60613-4397  
 2016 Record (Place)..... 103-58 (1st in NL Central)  
 President, Baseball Operations..... Theo Epstein  
 Manager (Year)..... Joe Maddon (3rd)  
 Stadium (Capacity)..... Wrigley Field (42,495)  
 Dimensions.....355 LF, 368 LCF, 400 CF, 368 RCF, 353 RF

### 2016 RESULTS (2-2)

Date	Site	Result	Date	Site	Result
7/25	Sox.....	W, 5-4	7/27	Cubs.....	L, 1-8
7/26	Sox.....	W, 3-0	7/28	Cubs.....	L, 1-3

### SERIES HISTORY

Year	Home	Road	Total	Year	Home	Road	Total
1997	2-1	0-0	2-1	2007	0-3	1-2	1-5
1998	0-0	0-3	0-3	2008	3-0	0-3	3-3
1999	1-2	3-0	4-2	2009	2-1	2-1	4-2
2000	2-1	1-2	3-3	2010	2-1	2-1	4-2
2001	2-1	2-1	4-2	2011	2-1	2-1	4-2
2002	2-1	1-2	3-3	2012	1-2	3-0	4-2
2003	2-1	2-1	4-2	2013	0-2	0-2	0-4
2004	2-1	0-3	2-4	2014	1-1	2-0	3-1
2005	1-2	2-1	3-3	2015	1-2	2-1	3-3
2006	2-1	2-1	4-2	2016	2-0	0-2	2-2

### SERIES INFORMATION

**Overall Record:** 57-51  
**Record At Home:** 30-24  
 Guaranteed Rate Field (1991-current): 30-24  
**Record On The Road:** 27-27  
 Wrigley Field (1916-current): 27-27  
**Best Season Series Record**  
 by White Sox: 3-1 (2014)  
 by Cubs: 4-0 (2013)  
**Longest Winning Streak**  
 by White Sox: 5, June 27, 2009-June 12, 2010  
 by Cubs: 6, June 22, 2007-June 22, 2008  
**Most Runs, Game**  
 by White Sox: 13, June 28, 2002 at Comiskey Park (13-9)  
 by Cubs: 15, July 2, 2006 at Wrigley Field (15-11)

### Players to Appear With Both White Sox And Cubs In Same Season

Player, Pos.	Year
Sammy Strang, INF	1902
Emmett O'Neill, P	1946
Lloyd Merriman, OF	1955
Turk Lown, P	1958
Earl Averill, C	1960
Jimmy Stewart, OF/INF	1967
Bob Miller, P	1970
Phil Regan, P	1972
Steve Renko, P	1977
Lynn McGlothen, P	1981
Bill Long, P	1990
Matt Karchner, P	1998
Josh Paul, C	2003
Mike Olt, INF	2015

Source: Retrosheet.org

# CLEVELAND INDIANS

## INDIANS INFORMATION

Mailing Address ..... Progressive Field  
 2401 Ontario Street, Cleveland, OH 44115  
 2016 Record (Place)..... 94-67 (1st in AL Central)  
 President, Baseball Operations ..... Chris Antonetti  
 Manager (Year)..... Terry Francona (5th)  
 Stadium (Capacity)..... Progressive Field (35,051)  
 Dimensions..... 325 LF, 370 LCF, 405 CF, 375 RCF, 325 RF

### 2016 RESULTS (8-11)

Date	Site	Result	Date	Site	Result
4/8	Chi. ....	L, 1-7	8/16	Cle. ....	L, 1-3
4/9	Chi. ....	W, 7-3	8/17	Cle. ....	W, 10-7
5/23	Chi. ....	W, 7-6	8/18	Cle. ....	L, 4-5
5/23	Chi. ....	L, 1-5	9/12	Chi. ....	W, 11-4
5/24	Chi. ....	L, 2-6	9/13	Chi. ....	W, 8-1
5/25	Chi. ....	L, 3-4	9/14	Chi. ....	L, 1-6
6/17	Cle. ....	L, 2-3	9/15	Chi. ....	W, 2-1
6/18	Cle. ....	L, 2-13	9/23	Cle. ....	L, 4-10
6/19	Cle. ....	L, 2-3 (10)	9/24	Cle. ....	W, 8-1
			9/25	Cle. ....	W, 3-0

### SERIES HISTORY

Year	Home	Road	Total	Year	Home	Road	Total
1969	5-1	3-3	8-4	1993	6-0	3-3	9-3
1970	4-2	2-4	6-6	1994	4-2	3-3	7-5
1971	1-5	2-4	3-9	1995	4-2	1-6	5-8
1972	5-1	3-3	8-4	1996	2-5	3-3	5-8
1973	3-3	4-2	7-5	1997	3-3	2-4	5-7
1974	4-2	4-2	8-4	1998	3-3	3-3	6-6
1975	4-2	3-3	7-5	1999	1-5	2-4	3-9
1976	3-3	0-6	3-9	2000	4-3	4-2	8-5
1977	2-3	4-1	6-4	2001	5-4	5-5	10-9
1978	4-1	4-1	8-2	2002	5-5	4-5	9-10
1979	2-4	4-2	6-6	2003	7-2	4-6	11-8
1980	2-4	3-3	5-7	2004	4-6	6-3	10-9
1981	1-2	1-3	2-5	2005	5-4	9-1	14-5
1982	5-1	1-5	6-6	2006	5-5	3-6	8-11
1983	5-1	3-3	8-4	2007	3-6	4-5	7-11
1984	6-0	2-4	8-4	2008	7-2	4-5	11-7
1985	5-1	5-1	10-2	2009	4-5	6-3	10-8
1986	2-4	3-3	5-7	2010	4-5	5-4	9-9
1987	4-2	3-3	7-5	2011	5-4	6-3	11-7
1988	2-4	1-5	3-9	2012	5-4	6-3	11-7
1989	4-2	3-3	7-5	2013	1-9	1-8	2-17
1990	4-2	1-5	5-7	2014	7-3	2-7	9-10
1991	4-2	2-4	6-6	2015	4-6	6-3	10-9
1992	3-3	4-2	7-5	2016	5-5	3-6	8-11

### SERIES INFORMATION

**Overall Record:** 1,074-1,047  
**Record At Home:** 567-491  
 39th Street Grounds (1900-1910): 61-44  
 Comiskey Park (1911-1990): 396-344  
 Guaranteed Rate Field (1991-current): 110-103  
**Record On The Road:** 507-556  
 League Park (1901-1946): 234-267  
 Municipal Stadium (1947-1993): 181-191  
 Progressive Field (1994-current): 92-98  
**Best Season Series Record**  
 by Chicago: 10-2 (1985)  
 by Cleveland: 17-2 (2013)  
**Longest Winning Streak**  
 by Chicago: 12, July 6, 1941-April 17, 1942  
 by Cleveland: 14, June 28 (G1)-September 25, 2013  
**Most Runs, Game**  
 by Chicago: 20, April 30, 1934 at Chicago (20-10)  
 by Cleveland: 19, June 28, 2013 (G1) at Chicago (19-10)

# COLORADO ROCKIES

## ROCKIES INFORMATION

Mailing Address ..... Coors Field  
 2001 Blake Street  
 Denver, CO 80205-2000  
 2016 Record (Place)..... 75-87 (3rd in NL West)  
 Senior Vice President and General Manager ..... Jeff Bridich  
 Manager (Year)..... Bud Black (1st)  
 Stadium (Capacity)..... Coors Field (50,480)  
 Dimensions..... 347 LF, 390 LCF, 415 CF, 375 RCF, 350 RF


### 2014 RESULTS (1-2)

Date	Site	Result	Year	Home	Road	Total
4/7	Col. ....	L, 1-8	2005	0-0	3-0	3-0
4/8	Col. ....	W, 15-3	2008	1-2	0-0	1-2
4/9	Col. ....	L, 4-10	2011	0-0	2-1	2-1
			2014	0-0	1-2	1-2

### SERIES HISTORY

### SERIES INFORMATION

**Overall Record:** 7-5  
**Record At Home:** 1-2  
 Guaranteed Rate Field (1991-current): 1-2  
**Record On The Road:** 6-3  
 Coors Field (1995-current): 6-3  
**Best Season Series Record**  
 by Chicago: 3-0 (2005)  
 by Colorado: 2-1 (2008, 2014)  
**Longest Winning Streak**  
 by Chicago: 4, June 6, 2005-June 13, 2008  
 by Colorado: 3, June 14, 2008-June 28, 2011  
**Most Runs, Game**  
 by Chicago: 15, twice, last April 8, 2014 at Colorado (15-3)  
 by Colorado: 10, April 9, 2014 at Colorado (10-4)



In 26 career games vs. Colorado, Melky Cabrera is hitting .312 (29-74) with nine doubles, one triple, three home runs and 22 RBI.

# DETROIT TIGERS

## TIGERS INFORMATION

Mailing Address ..... Comerica Park  
 2100 Woodward Ave., Detroit, MI 48201-3470  
 2016 Record (Place)..... 86-75 (2nd in AL Central)  
 Executive VP/General Manager ..... Al Avila  
 Manager (Year)..... Brad Ausmus (4th)  
 Stadium (Capacity)..... Comerica Park (41,255)  
 Dimensions..... 345 LF, 370 LCF, 420 CF, 365 RCF, 330 RF

### 2016 RESULTS (7-12)

Date	Site	Result	Date	Site	Result
6/3	Det.	L, 3-10	8/2	Det.	L, 5-11
6/4	Det.	L, 4-7	8/3	Det.	L, 1-2
6/5	Det.	L, 2-5	8/4	Det.	W, 6-3
6/13	Chi.	W, 10-9 (12)	8/29	Det.	L, 3-4
6/14	Chi.	L, 8-11	8/30	Det.	L, 4-8
6/15	Chi.	W, 5-3	8/31	Det.	L, 2-3
7/21	Chi.	L, 1-2 (7)	9/5	Chi.	L, 3-5 (11)
7/22	Chi.	L, 5-7	9/6	Chi.	W, 2-0
7/23	Chi.	W, 4-3	9/7	Chi.	W, 7-4
7/24	Chi.	W, 5-4			

### SERIES HISTORY

Year	Home	Road	Total	Year	Home	Road	Total
1969	1-5	2-4	3-9	1993	2-4	5-1	7-5
1970	2-4	4-2	6-6	1994	5-1	3-3	8-4
1971	5-1	2-4	7-5	1995	4-2	4-2	8-4
1972	3-3	2-4	5-7	1996	6-1	4-2	10-3
1973	3-3	2-4	5-7	1997	2-3	2-4	4-7
1974	4-2	3-3	7-5	1998	3-3	3-3	6-6
1975	4-2	1-5	5-7	1999	3-3	4-2	7-5
1976	4-2	2-4	6-6	2000	5-1	4-2	9-3
1977	1-4	3-2	4-6	2001	6-4	7-2	13-6
1978	2-4	0-5	2-9	2002	5-4	7-3	12-7
1979	1-5	2-4	3-9	2003	7-3	4-5	11-8
1980	1-5	1-5	2-10	2004	5-4	3-7	8-11
1981	0-3	3-0	3-3	2005	7-3	7-2	14-5
1982	4-2	5-1	9-3	2006	6-3	6-4	12-7
1983	4-2	4-2	8-4	2007	5-4	6-3	11-7
1984	3-3	1-5	4-8	2008	7-2	5-4	12-6
1985	4-2	2-4	6-6	2009	5-4	4-5	9-9
1986	3-3	3-3	6-6	2010	3-6	5-4	8-10
1987	1-5	2-4	3-9	2011	3-6	2-7	5-13
1988	2-4	1-5	3-9	2012	5-4	1-8	6-12
1989	2-4	2-4	4-8	2013	4-6	3-6	7-12
1990	1-5	4-2	5-7	2014	4-5	5-5	9-10
1991	1-5	3-3	4-8	2015	5-4	4-6	9-10
1992	5-2	5-0	10-2	2016	6-4	1-8	7-12

### SERIES INFORMATION

**Overall Record:** 1,039-1,078  
**Record At Home:** 556-506  
 39th Street Grounds (1900-1910): 63-48  
 Comiskey Park (1911-1990): 374-367  
 Guaranteed Rate Field (1991-current): 119-91  
**Record On The Road:** 483-572  
 Bennett Park/Navin Field (1901-1937): 182-213  
 Briggs/Tiger Stadium (1938-1999): 227-278  
 Comerica Park (2000-current): 74-81  
**Best Season Series Record**  
 by Chicago: 19-3 (1920)  
 by Detroit: 10-2 (1980)  
**Longest Winning Streak**  
 by Chicago: 10, twice, last April 18-August 29, 2001  
 by Detroit: 10, June 26-October 3, 1923  
**Most Runs, Game**  
 by Chicago: 20, September 9, 1921 at Chicago (20-15)  
 by Detroit: 21, July 1, 1936 at Chicago (21-6)

# HOUSTON ASTROS

## ASTROS INFORMATION

Mailing Address ..... Minute Maid Park  
 501 Crawford St.  
 Houston, TX 77002  
 2016 Record (Place)..... 84-78 (3rd in AL West)  
 General Manager..... Jeff Luhnow  
 Manager (Year)..... A.J. Hinch (3rd)  
 Stadium (Capacity)..... Minute Maid Park (40,981)  
 Dimensions..... 315 LF, 362 LCF, 435 CF, 373 RCF, 326 RF

### 2016 RESULTS (3-3)

Date	Site	Result	Date	Site	Result
5/17	Chi.	L, 5-6 (11)	7/1	Hou.	L, 0-5
5/18	Chi.	L, 3-5	7/2	Hou.	W, 7-6
5/19	Chi.	W, 2-1	7/3	Hou.	W, 4-1

### SERIES HISTORY

Year	Home	Road	Total	Year	Home	Road	Total
1997	3-0	0-0	3-0	2012	1-2	0-0	1-2
1998	0-0	1-2	1-2	2013	2-1	1-3	3-4
1999	1-2	0-0	1-2	2014	2-1	1-2	3-3
2000	0-0	2-1	2-1	2015	3-0	2-1	5-1
2006	2-1	0-0	2-1	2016	1-2	2-1	3-3
2007	1-2	0-0	1-2				

### SERIES INFORMATION

**Overall Record:** 25-21  
**Record At Home:** 16-11  
 Guaranteed Rate Field (1991-current): 16-11  
**Record On The Road:** 9-10  
 Astrodome (1965-1999): 1-2  
 Minute Maid Park (2000-current): 8-8  
**Best Season Series Record**  
 by Chicago: 5-1 (2015)  
 by Houston: 2-1 (1998, 1999, 2007, 2012)  
**Longest Winning Streak**  
 by Chicago: 4, May 31, 2015-June 10, 2015  
 by Houston: 4, June 10, 2012-June 16, 2013  
**Most Runs, Game**  
 by Chicago: 10, June 9, 2012 (10-1)  
 by Houston: 17, June 30, 1998 (17-2)



The White Sox celebrate the 2005 World Series championship, their first in 88 years.

FRONT OFFICE

FIELD STAFF

PLAYERS

OPPONENTS

2016 REVIEW

HISTORY

RECORDS

MINOR LEAGUES

MEDIA/MISC.

# KANSAS CITY ROYALS

## ROYALS INFORMATION

Mailing Address ..... Kauffman Stadium  
 One Royal Way  
 Kansas City, MO 64129

2016 Record (Place)..... 81-81 (3rd in AL Central)  
 Senior VP/General Manager ..... Dayton Moore  
 Manager (Year)..... Ned Yost (8th)  
 Stadium (Capacity)..... Kauffman Stadium (37,903)  
 Dimensions..... 330 LF, 387 LCF, 410 CF, 387 RCF, 330 RF

### 2016 RESULTS (5-14)

Date	Site	Result	Date	Site	Result
5/20	Chi.....	L, 1-4	8/9	K.C.....	W, 7-5 (10)
5/21	Chi.....	L, 1-2	8/10	K.C.....	L, 2-3 (14)
5/22	Chi.....	W, 3-2	8/11	K.C.....	L, 1-2
5/27	K.C.....	L, 5-7	9/9	Chi.....	W, 7-2
5/28	K.C.....	L, 7-8	9/10	Chi.....	L, 5-6
5/29	K.C.....	L, 4-5	9/11	Chi.....	L, 0-2
6/10	Chi.....	W, 7-5	9/16	K.C.....	W, 7-4
6/11	Chi.....	L, 1-4	9/17	K.C.....	L, 2-3
6/12	Chi.....	L, 1-3	9/18	K.C.....	L, 3-10
			9/19	K.C.....	L, 3-8

### SERIES HISTORY

Year	Home	Road	Total	Year	Home	Road	Total
1969	5-4	3-6	8-10	1993	2-5	4-2	6-7
1970	5-6	2-5	7-11	1994	3-3	0-4	3-7
1971	5-4	4-5	9-9	1995	4-3	4-2	8-5
1972	6-3	2-6	8-9	1996	2-4	5-2	7-6
1973	1-8	5-4	6-12	1997	5-1	6-0	11-1
1974	6-3	5-4	11-7	1998	3-3	5-1	8-4
1975	5-4	4-5	9-9	1999	2-4	4-2	6-6
1976	5-4	3-6	8-10	2000	3-3	2-4	5-7
1977	6-2	2-5	8-7	2001	7-2	7-3	14-5
1978	4-3	4-4	8-7	2002	7-3	4-5	11-8
1979	3-4	2-4	5-8	2003	5-4	6-4	11-8
1980	3-3	2-5	5-8	2004	8-2	5-4	13-6
1981	2-0	0-0	2-0	2005	8-1	5-4	13-5
1982	2-4	1-6	3-10	2006	7-3	4-5	11-8
1983	5-2	4-2	9-4	2007	6-3	6-3	12-6
1984	3-3	2-5	5-8	2008	7-2	5-4	12-6
1985	5-2	0-6	5-8	2009	4-5	5-4	9-9
1986	4-2	3-4	7-6	2010	7-2	3-6	10-8
1987	3-4	3-3	6-7	2011	4-5	3-6	7-11
1988	4-2	3-4	7-6	2012	3-6	3-6	6-12
1989	4-3	2-4	6-7	2013	3-7	6-3	9-10
1990	6-0	3-4	9-4	2014	2-8	4-5	6-13
1991	4-3	3-3	7-6	2015	4-6	3-6	7-12
1992	3-3	4-3	7-6	2016	3-6	2-8	5-14

### SERIES INFORMATION

**Overall Record:** 375-363  
**Record At Home:** 208-167  
 Comiskey Park (1911-1990): 92-70  
 Guaranteed Rate Field (1991-current): 116-97

**Record On The Road:** 167-196  
 Municipal Stadium (1969-1972): 11-22  
 Kauffman Stadium (1973-current): 156-174

**Best Season Series Record**  
 by Chicago: 11-1 (1997)  
 by Kansas City: 10-3 (1982)

**Longest Winning Streak**  
 by Chicago: 11, October 3, 2004-July 25, 2005  
 by Kansas City: 6, three times, last Aug. 7-Sept. 7, 2012

**Most Runs, Game**  
 by Chicago: 19, September 27, 2003 at Kansas City (19-3)  
 by Kansas City: 14, twice, last August 3, 2008 at K.C. (14-3)

# LOS ANGELES ANGELS

## ANGELS INFORMATION

Mailing Address ..... Angel Stadium of Anaheim  
 2000 Gene Autry Way  
 Anaheim, CA 92806

2016 Record (Place)..... 74-88 (4th in AL West)  
 General Manager.....Billy Eppler  
 Manager (Year)..... Mike Scioscia (17th)  
 Stadium (Capacity)..... Angel Stadium of Anaheim (45,389)  
 Dimensions..... 347 LF, 389 LCF, 396 CF, 365 RCF, 348 RF

### 2016 RESULTS (2-5)

Date	Site	Result	Date	Site	Result
4/18	Chi.....	L, 0-7	7/15	LAA.....	L, 0-7
4/19	Chi.....	W, 5-0	7/16	LAA.....	L, 0-1
4/20	Chi.....	W, 2-1	7/17	LAA.....	L, 1-8
4/21	Chi.....	L, 2-3			

### SERIES HISTORY

Year	Home	Road	Total	Year	Home	Road	Total
1969	5-4	4-5	9-9	1993	2-4	4-3	6-7
1970	4-5	2-7	6-12	1994	1-3	4-2	5-5
1971	4-5	6-3	10-8	1995	1-5	1-5	2-10
1972	7-2	4-5	11-7	1996	5-1	1-5	6-6
1973	7-2	3-6	10-8	1997	4-1	1-5	5-6
1974	4-5	4-5	8-10	1998	3-2	3-3	6-5
1975	4-5	5-4	9-9	1999	3-1	2-4	5-5
1976	3-6	4-5	7-11	2000	4-2	2-2	6-4
1977	4-3	3-5	7-8	2001	2-1	1-5	3-6
1978	5-3	2-5	7-8	2002	3-3	0-3	3-6
1979	3-3	1-6	4-9	2003	3-0	1-3	4-3
1980	4-3	6-0	10-3	2004	3-3	1-2	4-5
1981	3-3	4-3	7-6	2005	2-4	2-2	4-6
1982	2-5	3-3	5-8	2006	1-2	5-1	6-3
1983	5-1	5-2	10-3	2007	3-3	2-1	5-4
1984	4-3	1-5	5-8	2008	3-3	2-2	5-5
1985	1-5	4-3	5-8	2009	2-1	3-3	5-4
1986	3-4	3-3	6-7	2010	4-2	3-0	7-2
1987	3-3	2-5	5-8	2011	0-3	2-3	2-6
1988	2-5	2-4	4-9	2012	2-1	1-4	3-5
1989	2-4	3-4	5-8	2013	1-2	2-2	3-4
1990	3-4	5-1	8-5	2014	1-2	0-3	1-5
1991	2-4	3-4	5-8	2015	3-0	1-3	4-3
1992	5-2	5-1	10-3	2016	2-2	0-3	2-5

### SERIES INFORMATION

**Overall Record:** 358-364  
**Record At Home:** 191-168  
 Comiskey Park (1911-1990): 126-111  
 Guaranteed Rate Field (1991-current): 65-57

**Record On The Road:** 167-196  
 Wrigley Field in Los Angeles (1961): 3-6  
 Dodger Stadium (1962-1965): 19-17  
 Angel Stadium (1966-current): 145-173

**Best Season Series Record**  
 by Chicago: 7-2 (2010)  
 by Los Angeles: 10-2 (1995)

**Longest Winning Streak**  
 by Chicago: 10, twice, last June 15, 1983-June 4, 1984  
 by Los Angeles: 8, May 19-August 15, 1995

**Most Runs, Game**  
 by Chicago: 17, twice, last May 25, 2009 at LAA (17-3)  
 by Los Angeles: 19, May 10, 2002 at Los Angeles (19-0)

# LOS ANGELES DODGERS

## DODGERS INFORMATION

Mailing Address ..... Dodger Stadium  
1000 Elysian Park Avenue  
Los Angeles, CA 90012

2016 Record (Place).....91-71 (1st in NL West)  
President of Baseball Operations..... Andrew Friedman  
Manager (Year)..... Dave Roberts (2nd)  
Stadium (Capacity)..... Dodger Stadium (56,000)  
Dimensions..... 330 LF, 385 LCF, 395 CF, 385 RCF, 330 RF

### 2014 RESULTS (2-1)


Date	Site	Result
6/2	LAD.....L	2-5
6/3	LAD.....W	4-1
6/4	LAD.....W	2-1

### SERIES HISTORY

Year	Home	Road	Total
2003	0-0	2-1	2-1
2005	3-0	0-0	3-0
2008	0-0	2-1	2-1
2009	2-1	0-0	2-1
2011	2-1	0-0	2-1
2012	0-0	1-2	1-2
2014	0-0	2-1	2-1

### SERIES INFORMATION

**Overall Record:** 14-7  
**Record At Home:** 7-2  
Guaranteed Rate Field (1991-current): 7-2  
**Record On The Road:** 7-5  
Dodger Stadium (1962-current): 7-5  
**Best Season Series Record**  
by Chicago: 3-0 (2005)  
by Los Angeles: 2-1 (2012)  
**Longest Winning Streak**  
by Chicago: 6, June 7, 2003-June 24, 2008  
by Los Angeles: 2, June 17, 2012-June 2, 2014  
**Most Runs, Game**  
by Chicago: 10, twice, last June 24, 2009 (10-7)  
by Los Angeles: 7, twice, last June 15, 2012 (7-6)



White Sox left fielder Al Smith is doused by a cup of beer in the fifth inning of Game 2 of the 1959 World Series vs. the Dodgers.

# MINNESOTA TWINS

## TWINS INFORMATION

Mailing Address ..... Target Field  
1 Twins Way  
Minneapolis, MN 55403

2016 Record (Place)..... 59-103 (5th in AL Central)  
Executive VP, Chief Baseball Officer..... Derek Falvey  
Manager (Year)..... Paul Molitor (3rd)  
Stadium (Capacity)..... Target Field (38,885)  
Dimensions..... 339 LF, 377 LCF, 407 CF, 365 RCF, 328 RF

### 2016 RESULTS (12-7)

Date	Site	Result	Date	Site	Result
4/11	Min.....W	4-1	7/29	Min.....L	1-2 (12)
4/13	Min.....W	3-0	7/30	Min.....W	6-5 (10)
4/14	Min.....W	3-1	7/31	Min.....L	4-6
5/6	Chi.....W	10-4	9/1	Min.....L	5-8
5/7	Chi.....W	7-2	9/2	Min.....W	11-4
5/8	Chi.....W	3-1	9/3	Min.....L	3-11
6/28	Chi.....L	0-4	9/4	Min.....W	13-11 (12)
6/29	Chi.....W	9-6	9/30	Chi.....W	7-3
6/30	Chi.....W	6-5	10/1	Chi.....L	0-6
			10/2	Chi.....L	3-6

### SERIES HISTORY

Year	Home	Road	Total	Year	Home	Road	Total
1969	4-5	1-8	5-13	1993	5-2	5-1	10-3
1970	2-7	4-5	6-12	1994	2-0	0-4	2-4
1971	4-5	3-6	7-11	1995	5-1	5-2	10-3
1972	5-4	3-2	8-6	1996	4-3	2-4	6-7
1973	3-6	6-3	9-9	1997	3-3	3-3	6-6
1974	4-5	3-6	7-11	1998	3-3	3-3	6-6
1975	5-4	4-5	9-9	1999	4-1	4-2	8-3
1976	3-6	4-5	7-11	2000	3-3	4-2	7-5
1977	6-2	4-3	10-5	2001	3-7	2-7	5-14
1978	3-4	5-3	8-7	2002	5-4	3-7	8-11
1979	2-5	3-3	5-8	2003	7-3	2-7	9-10
1980	3-3	2-5	5-8	2004	3-6	6-4	9-10
1981	2-1	0-3	2-4	2005	5-4	6-3	11-7
1982	4-2	3-4	7-6	2006	4-5	4-5	9-10
1983	5-2	3-3	8-5	2007	5-4	4-5	9-9
1984	4-2	4-3	8-5	2008	8-2	1-8	9-10
1985	3-4	3-3	6-7	2009	4-5	2-7	6-12
1986	4-2	2-5	6-7	2010	2-7	3-6	5-13
1987	4-3	2-4	6-7	2011	3-6	6-3	9-9
1988	2-4	2-5	4-9	2012	7-2	7-2	14-4
1989	3-4	2-4	5-8	2013	3-6	5-5	8-11
1990	3-3	4-3	7-6	2014	5-4	4-6	9-10
1991	4-3	4-2	8-5	2015	4-5	2-8	6-13
1992	5-1	3-4	8-5	2016	6-3	6-4	12-7

### SERIES INFORMATION

**Overall Record:** 418-461  
**Record At Home:** 226-212  
Comiskey Park (1911-1990): 114-119  
Guaranteed Rate Field (1991-current): 112-93  
**Record On The Road:** 192-249  
Metropolitan Stadium (1961-1981): 70-101  
Metrodome (1982-2009): 89-114  
Target Field (2010-current): 33-34  
**Best Season Series Record**  
by Chicago: 14-4 (2012)  
by Minnesota: 14-4 (1966)  
**Longest Winning Streak**  
by Chicago: 8, May 8-September 23, 1995  
by Minnesota: 10, September 8, 1965-June 12, 1966  
**Most Runs, Game**  
by Chicago: 19, August 4, 1992 at Chicago (19-11)  
by Minnesota: 20, twice, last May 21, 2009 at Chicago (20-1)

# NEW YORK YANKEES

## YANKEES INFORMATION

Mailing Address ..... Yankee Stadium  
One East 161st Street  
Bronx, NY 10451

2016 Record (Place).....84-78 (4th in AL East)

Senior VP/General Manager ..... Brian Cashman

Manager (Year)..... Joe Girardi (10th)

Stadium (Capacity)..... Yankee Stadium (50,291)

Dimensions..... 318 LF, 399 LCF, 408 CF, 385 RCF, 314 RF

## 2016 RESULTS (3-3)

Date	Site	Result	Date	Site	Result
5/13	NY Yankees	W, 7-1	7/4	Chi.	W, 8-2
5/14	NY Yankees	L, 1-2	7/5	Chi.	L, 0-9
5/15	NY Yankees	L, 5-7	7/6	Chi.	W, 5-0

## SERIES HISTORY

Year	Home	Road	Total	Year	Home	Road	Total
1969	2-4	1-5	3-9	1993	2-4	2-4	4-8
1970	3-3	2-4	5-7	1994	2-1	2-1	4-2
1971	3-3	2-4	5-7	1995	1-2	2-0	3-2
1972	5-1	2-4	7-5	1996	4-2	2-5	6-7
1973	5-1	3-3	8-4	1997	1-5	1-4	2-9
1974	2-4	2-4	4-8	1998	3-3	1-4	4-7
1975	2-4	4-2	6-6	1999	3-3	2-4	5-7
1976	0-6	1-5	1-11	2000	3-3	5-1	8-4
1977	2-3	1-4	3-7	2001	1-2	0-3	1-5
1978	0-5	1-4	1-9	2002	0-3	2-1	2-4
1979	1-5	3-3	4-8	2003	2-1	2-1	4-2
1980	2-4	3-3	5-7	2004	1-2	2-2	3-4
1981	3-3	2-4	5-7	2005	1-2	2-1	3-3
1982	3-3	5-1	8-4	2006	2-1	0-3	2-4
1983	4-2	4-2	8-4	2007	3-4	1-2	4-6
1984	4-2	3-3	7-5	2008	1-2	1-3	2-5
1985	4-2	2-4	6-6	2009	3-1	0-3	3-4
1986	2-4	4-2	6-6	2010	1-2	1-2	2-4
1987	3-3	2-4	5-7	2011	0-4	2-2	2-6
1988	2-4	1-5	3-9	2012	3-0	2-2	5-2
1989	3-2	2-4	5-6	2013	3-0	0-3	3-3
1990	5-1	5-1	10-2	2014	2-2	0-3	2-5
1991	5-1	3-3	8-4	2015	1-2	1-3	2-5
1992	3-3	5-1	8-4	2016	2-1	1-2	3-3

## SERIES INFORMATION

**Overall Record:** 818-1,059

**Record At Home:** 449-492

39th Street Grounds (1900-1910): 54-33

Comiskey Park (1911-1990): 342-403

Guaranteed Rate Field (1991-current): 53-56

**Record On The Road:** 369-567

Hilltop Park (1903-1912): 55-51

Polo Grounds (1913-1922): 46-62

Old Yankee Stadium/Shea Stadium (1923-2008): 261-434

New Yankee Stadium (2009-current): 7-20

**Best Season Series Record**

by Chicago: 10-2 (1990)

by New York: 11-1 (1976)

**Longest Winning Streak**

by Chicago: 8, twice, last Sept. 3, 1972-July 10, 1973

by New York: 10, twice, last April 22-June 22, 1964

**Most Runs, Game**

by Chicago: 17, June 18, 2000 at New York (17-4)

by New York: 22, July 26, 1931 at New York (22-5)

# OAKLAND ATHLETICS

## ATHLETICS INFORMATION

Mailing Address ..... Oakland Coliseum  
7000 Coliseum Way  
Oakland, CA 94621

2016 Record (Place).....69-93 (5th in AL West)

Executive VP, Baseball Operations ..... Billy Beane

Manager (Year)..... Bob Melvin (7th)

Stadium (Capacity)..... Oakland Coliseum (35,067)

Dimensions..... 330 LF, 362 LCF, 400 CF, 362 RCF, 330 RF

## 2016 RESULTS (5-2)

Date	Site	Result	Date	Site	Result
4/4	Oak.	W, 4-3	8/19	Chi.	L, 0-9
4/5	Oak.	W, 5-4	8/20	Chi.	W, 6-2
4/6	Oak.	L, 1-2	8/21	Chi.	W, 4-2
4/7	Oak.	W, 6-1			

## SERIES HISTORY

Year	Home	Road	Total	Year	Home	Road	Total
1969	5-4	3-6	8-10	1993	3-3	4-3	7-6
1970	0-9	2-7	2-16	1994	1-2	5-1	6-3
1971	3-6	8-1	11-7	1995	4-2	3-3	7-5
1972	4-2	3-6	7-8	1996	1-5	4-2	5-7
1973	3-6	3-6	6-12	1997	4-2	4-1	8-3
1974	5-4	2-7	7-11	1998	2-4	2-3	4-7
1975	6-3	3-6	9-9	1999	3-3	0-4	3-7
1976	5-3	3-6	8-9	2000	2-1	4-2	6-3
1977	5-2	5-3	10-5	2001	1-5	0-3	1-8
1978	3-5	4-3	7-8	2002	2-1	0-6	2-7
1979	5-1	4-3	9-4	2003	3-3	1-2	4-5
1980	3-4	3-3	6-7	2004	1-2	1-5	2-7
1981	2-4	5-2	7-6	2005	0-3	2-4	2-7
1982	4-3	5-1	9-4	2006	3-0	0-3	3-3
1983	5-1	3-4	8-5	2007	2-1	2-4	4-5
1984	4-3	2-4	6-7	2008	3-3	2-1	5-4
1985	4-2	4-3	8-5	2009	2-4	2-1	4-5
1986	5-2	2-4	7-6	2010	2-1	2-4	4-5
1987	5-1	4-3	9-4	2011	4-3	2-1	6-4
1988	2-5	3-3	5-8	2012	2-1	1-2	3-3
1989	2-4	3-4	5-8	2013	2-2	0-3	2-5
1990	3-4	5-1	8-5	2014	3-1	1-2	4-3
1991	4-2	3-4	7-6	2015	2-2	3-0	5-2
1992	3-4	2-4	5-8	2016	2-1	3-1	5-2

## SERIES INFORMATION

**Overall Record:** 286-302

**Record At Home:** 149-143

Comiskey Park (1911-1990): 88-82

Guaranteed Rate Field (1991-current): 61-61

**Record On The Road:** 137-159

Oakland Coliseum (1968-current): 137-159

**Best Season Series Record**

by Chicago: 8-3 (1997)

by Oakland: 16-2 (1970); 8-1 (2001)

**Longest Winning Streak**

by Chicago: 9, August 1, 1996-August 5, 1997

by Oakland: 11, June 20-September 7, 1970

**Most Runs, Game**

by Chicago: 17, twice, last Sept. 23, 1992 at Chicago (17-6)

by Oakland: 17, September 15, 2015 at Chicago (17-6)

## West Coast Turn Around

The White Sox are 6-1 at Oakland over the last two seasons, compared to 6-12 in the previous five (2010-14). The Sox have gone 10-4 overall against the A's since 2015.

# SAN DIEGO PADRES

## PADRES INFORMATION

Mailing Address .....Petco Park  
 100 Park Boulevard  
 San Diego, CA 92101  
 2016 Record (Place).....68-94 (5th in NL West)  
 Executive VP/General Manager .....A.J. Preller  
 Manager (Year)..... Andy Green (2nd)  
 Stadium (Capacity).....Petco Park (40,209)  
 Dimensions..... 336 LF, 386 LCF, 396 CF, 391 RCF, 322 RF

### 2014 RESULTS (1-2)

Date	Site	Result	Year	Home	Road	Total
5/30	Chi.....	L, 1-4	2003	2-1	0-0	2-1
5/31	Chi.....	L, 2-4	2005	0-0	2-1	2-1
6/1	Chi.....	W, 4-1	2014	1-2	0-0	1-2

### SERIES HISTORY

## SERIES INFORMATION

**Overall Record:** 5-4  
**Record At Home:** 3-3  
 Guaranteed Rate Field (1991-current): 3-3  
**Record On The Road:** 2-1  
 Petco Park (2004-current): 2-1  
**Best Season Series Record**  
 by Chicago: 2-1 (2003 and 2005)  
 by San Diego: 2-1 (2014)  
**Longest Winning Streak**  
 by Chicago: 2, June 13-14, 2003  
 by San Diego: 2, May 30-31, 2014  
**Most Runs, Game**  
 by Chicago: 8, June 12, 2005 (8-5)  
 by San Diego: 5, twice, last June 12, 2005 (5-8)



James Shields, who started 44 games for San Diego from 2015-16, is 1-1 with a 2.57 ERA (4 ER/14.0 IP) and 11 strikeouts in two starts against his former team.

# SAN FRANCISCO GIANTS

## GIANTS INFORMATION

Mailing Address .....AT&T Park  
 24 Willie Mays Plaza  
 San Francisco, CA 94107  
 2016 Record (Place).....87-75 (2nd in NL West)  
 Executive VP, Baseball Operations .....Brian Sabean  
 Manager (Year)..... Bruce Bochy (10th)  
 Stadium (Capacity).....AT&T Park (41,915)  
 Dimensions..... 339 LF, 382 LCF, 399 CF, 421 RCF, 309 RF

### 2014 RESULTS (3-1)

Date	Site	Result	Year	Home	Road	Total
6/17	Chi.....	W, 8-2	2003	1-2	0-0	1-2
6/18	Chi.....	W, 7-6	2008	0-0	3-0	3-0
8/12	S.F.....	W, 3-2 (10)	2014	2-0	1-1	3-1
8/13	S.F.....	L, 1-7				

### SERIES HISTORY

## SERIES INFORMATION

**Overall Record:** 7-3  
**Record At Home:** 3-2  
 Guaranteed Rate Field (1991-current): 3-2  
**Record On The Road:** 4-1  
 AT&T Park (2000-current): 4-1  
**Best Season Series Record**  
 by Chicago: 3-0 (2008)  
 by San Francisco: 2-1 (2003)  
**Longest Winning Streak**  
 by Chicago: 6, May 16, 2008-August 12, 2014  
 by San Francisco: 2, June 11-12, 2003  
**Most Runs, Game**  
 by Chicago: 13, May 18, 2008 at San Francisco (13-8)  
 by San Francisco: 11, June 11, 2003 at Chicago (11-4)



Todd Frazier is a career .361 (35-97) hitter with seven doubles, six home runs and 17 RBI over 29 games against San Francisco.

FRONT OFFICE

FIELD STAFF

PLAYERS

OPPONENTS

2016 REVIEW

HISTORY

RECORDS

MINOR LEAGUES

MEDIA/MISC.

# SEATTLE MARINERS

## MARINERS INFORMATION

Mailing Address ..... Safeco Field  
 1250 First Avenue S.  
 Seattle, WA 98134  
 2016 Record (Place)..... 86-76 (2nd in AL West)  
 Executive VP/General Manager ..... Jerry Dipoto  
 Manager (Year)..... Scott Servais (2nd)  
 Stadium (Capacity)..... Safeco Field (47,943)  
 Dimensions..... 331 LF, 378 LCF, 401 CF, 381 RCF, 326 RF

### 2016 RESULTS (4-3)

Date	Site	Result	Date	Site	Result
7/18	Sea.....	L, 3-4	8/25	Chi.....	W, 7-6
7/19	Sea.....	W, 6-1	8/26	Chi.....	L, 1-3
7/20	Sea.....	L, 5-6 (11)	8/27	Chi.....	W, 9-3
			8/28	Chi.....	W, 4-1

### SERIES HISTORY

Year	Home	Road	Total	Year	Home	Road	Total
1977	5-3	5-2	10-5	1997	2-3	3-3	5-6
1978	2-5	5-3	7-8	1998	4-1	0-6	4-7
1979	3-4	2-4	5-8	1999	2-4	2-4	4-8
1980	4-2	2-5	6-7	2000	3-3	4-2	7-5
1981	1-2	2-1	3-3	2001	1-2	1-5	2-7
1982	4-2	2-5	6-7	2002	4-2	1-2	5-4
1983	7-0	5-1	12-1	2003	0-3	2-4	2-7
1984	2-4	3-4	5-8	2004	6-0	1-2	7-2
1985	4-3	5-1	9-4	2005	4-2	2-1	6-3
1986	5-1	3-4	8-5	2006	4-2	1-2	5-4
1987	4-3	2-4	6-7	2007	1-2	0-5	1-7
1988	4-2	5-2	9-4	2008	3-0	2-1	5-1
1989	4-3	3-3	7-6	2009	2-1	2-4	4-5
1990	3-3	5-2	8-5	2010	7-0	2-1	9-1
1991	4-3	3-3	7-6	2011	2-1	5-1	7-2
1992	4-2	0-7	4-9	2012	5-1	3-0	8-1
1993	4-3	5-1	9-4	2013	2-1	1-2	3-3
1994	5-1	4-0	9-1	2014	2-1	1-3	3-4
1995	3-4	1-5	4-9	2015	2-2	2-1	4-3
1996	3-3	2-4	5-7	2016	3-1	1-2	4-3

### SERIES INFORMATION

**Overall Record:** 234-197  
**Record At Home:** 134-85  
 Comiskey Park (1911-1990): 52-37  
 Guaranteed Rate Field (1991-current): 82-48  
**Record On The Road:** 100-112  
 Kingdome (1977-1999): 69-71  
 Safeco Field (1999-current): 31-41  
**Best Season Series Record**  
 by Chicago: 12-1 (1983)  
 by Seattle: 7-1 (2007)  
**Longest Winning Streak**  
 by Chicago: 9, twice, last May 10-July 31, 1994  
 by Seattle: 7, August 9-September 1, 1999  
**Most Runs, Game**  
 by Chicago: 19, August 9, 2000 at Chicago (19-3)  
 by Seattle: 15, May 2, 2002 at Chicago (15-4)

# TAMPA BAY RAYS

## RAYS INFORMATION

Mailing Address ..... Tropicana Field  
 One Tropicana Drive  
 St. Petersburg, FL 33705  
 2016 Record (Place)..... 68-94 (5th in AL East)  
 President, Baseball Operations ..... Matthew Silverman  
 Manager (Year)..... Kevin Cash (3rd)  
 Stadium (Capacity)..... Tropicana Field (31,042)  
 Dimensions..... 315 LF, 410 LCF, 404 CF, 404 RCF, 322 RF

### 2016 RESULTS (4-3)

Date	Site	Result	Date	Site	Result
4/15	T.B.....	W, 1-0	9/26	Chi.....	W, 7-1
4/16	T.B.....	L, 2-7	9/27	Chi.....	W, 13-6
4/17	T.B.....	L, 2-3	9/28	Chi.....	W, 1-0
			9/29	Chi.....	L, 3-5

### SERIES HISTORY

Year	Home	Road	Total	Year	Home	Road	Total
1998	2-3	3-3	5-6	2008	1-2	3-4	4-6
1999	4-2	2-2	6-4	2009	3-1	3-1	6-2
2000	2-2	4-2	6-4	2010	1-2	2-2	3-4
2001	3-1	2-1	5-2	2011	3-1	1-3	4-4
2002	2-1	2-2	4-3	2012	1-3	3-0	4-3
2003	2-1	1-2	3-3	2013	2-2	0-3	2-5
2004	2-1	2-1	4-2	2014	3-1	2-1	5-2
2005	3-0	1-2	4-2	2015	1-2	0-3	1-5
2006	2-1	1-2	3-3	2016	3-1	1-2	4-3
2007	2-1	4-0	6-1				

### SERIES INFORMATION

**Overall Record:** 79-64  
**Record At Home:** 42-28  
 Guaranteed Rate Field (1991-current): 42-28  
**Record On The Road:** 37-36  
 Tropicana Field (1998-current): 37-36  
**Best Season Series Record**  
 by Chicago: 6-1 (2007)  
 by Tampa Bay: 5-1 (2015)  
**Longest Winning Streak**  
 by Chicago: 6, June 25, 2007-April 18, 2008  
 by Tampa Bay: 5, three times, last June 12-August 4, 2015  
**Most Runs, Game**  
 by Chicago: 13, twice, last September 27, 2016 at Chicago (13-6)  
 by Tampa Bay: 12, twice, last April 21, 2010 at Chicago (12-0)

### Seattle Marathon

- Notes from Chicago's 7-5, 16-inning victory at Seattle on June 5, 2013, in which the game was scoreless through 13 innings, courtesy of the Elias Sports Bureau:
  - ◆ First game in major-league history where each team scored five or more runs after playing nine scoreless innings.
  - ◆ 12 runs in extra innings tied the American League record (fourth time, last Texas at Oakland on July 3, 1983).
  - ◆ Third time in major-league history that one team scored at least five runs in the top of an extra inning and its opponent matched or bettered them in the bottom half of the inning.
  - ◆ Addison Reed became the first Sox reliever in 43 years to allow five runs or more and still earn the victory.
  - ◆ Seattle's Kyle Seager became the first player in major-league history to hit a game-tying grand slam in extras.



# TEXAS RANGERS

## RANGERS INFORMATION

Mailing Address .....Globe Life Park in Arlington  
1000 Ballpark Way, Suite 400  
Arlington, TX 76011

2016 Record (Place).....95-67 (1st in AL West)  
President of Baseball Ops./General Manager.....Jon Daniels  
Manager (Year).....Jeff Banister (3rd)  
Stadium (Capacity).....Rangers Ballpark (48,114)  
Dimensions.....332 LF, 390 LCF, 400 CF, 381 RCF, 325 RF

### 2016 RESULTS (4-2)

Date	Site	Result	Date	Site	Result
4/22	Chi.....	W, 5-0	5/9	Tex.....	W, 8-4 (12)
4/23	Chi.....	W, 4-3 (11)	5/10	Tex.....	L, 11-13
4/24	Chi.....	W, 4-1	5/11	Tex.....	L, 5-6

### SERIES HISTORY

Year	Home	Road	Total	Year	Home	Road	Total
1972	8-1	6-3	14-4	1995	2-4	3-3	5-7
1973	8-1	5-4	13-5	1996	3-3	5-1	8-4
1974	4-4	5-3	9-7	1997	2-4	1-4	3-8
1975	3-6	2-7	5-13	1998	3-3	2-3	5-6
1976	4-5	3-6	7-11	1999	4-2	1-3	5-5
1977	2-5	4-4	6-9	2000	2-2	3-3	5-5
1978	7-1	4-3	11-4	2001	5-1	2-1	7-2
1979	5-1	6-1	11-2	2002	2-1	3-3	5-4
1980	4-3	2-4	6-7	2003	3-1	0-3	3-4
1981	2-1	0-3	2-4	2004	2-1	4-2	6-3
1982	6-1	2-4	8-5	2005	2-1	1-5	3-6
1983	5-1	3-4	8-5	2006	2-4	3-1	5-5
1984	3-4	2-4	5-8	2007	2-1	0-3	2-4
1985	5-1	5-2	10-3	2008	2-1	1-2	3-3
1986	2-5	0-6	2-11	2009	1-2	1-2	2-4
1987	4-2	3-4	7-6	2010	1-2	3-3	4-5
1988	4-3	4-2	8-5	2011	3-2	1-2	4-4
1989	1-5	2-5	3-10	2012	3-0	3-3	6-3
1990	4-2	3-4	7-6	2013	2-1	2-1	4-2
1991	5-1	3-4	8-5	2014	1-2	1-2	2-4
1992	4-3	1-5	5-8	2015	2-1	1-2	3-3
1993	5-1	3-4	8-5	2016	3-0	1-2	4-2
1994	2-1	2-4	4-5				

### SERIES INFORMATION

**Overall Record:** 261-241  
**Record At Home:** 149-97  
Comiskey Park (1911-1990): 81-52  
Guaranteed Rate Field (1991-current): 68-45  
**Record On The Road:** 112-144  
Arlington Stadium (1972-1993): 68-86  
Globe Life Park in Arlington (1994-current): 44-58  
**Best Season Series Record**  
by Chicago: 11-2 (1979)  
by Texas: 11-2 (1986)  
**Longest Winning Streak**  
by Chicago: 8, twice, last June 6-September 8, 1985  
by Texas: 9, May 26-August 24, 1986  
**Most Runs, Game**  
by Chicago: 19, July 3, 2012 at Chicago (19-2)  
by Texas: 20, April 2, 1998 at Texas (20-4)

#### Sweet Home Chicago

The White Sox have gone 15-6 over their last 21 games vs. Texas in Chicago, outscoring the Rangers 90-73. Sox hitters are batting .271 (186-686) while pitchers have posted a 3.19 ERA (68 ER/192.0 IP) during that span.

# TORONTO BLUE JAYS

## BLUE JAYS INFORMATION

Mailing Address .....Rogers Centre  
1 Blue Jays Way, Suite 3200  
Toronto, Ontario M5V 1J1

2016 Record (Place).....89-73 (T2nd in AL East)  
Executive VP/General Manager .....Ross Atkins  
Manager (Year).....John Gibbons (10th)  
Stadium (Capacity).....Rogers Centre (49,282)  
Dimensions.....328 LF, 375 LCF, 400 CF, 375 RCF, 328 RF

### 2016 RESULTS (5-1)

Date	Site	Result	Date	Site	Result
4/25	Tor.....	W, 7-5	6/24	Chi.....	W, 3-2
4/26	Tor.....	W, 10-1	6/25	Chi.....	L, 8-10
4/27	Tor.....	W, 4-0	6/26	Chi.....	W, 5-2

### SERIES HISTORY

Year	Home	Road	Total	Year	Home	Road	Total
1977	5-1	3-2	8-3	1997	3-3	2-3	5-6
1978	3-2	1-4	4-6	1998	3-2	1-4	4-6
1979	2-4	5-1	7-5	1999	1-3	5-1	6-4
1980	4-2	1-5	5-7	2000	2-4	3-1	5-5
1981	3-3	4-2	7-5	2001	2-1	1-2	3-3
1982	4-2	4-2	8-4	2002	2-1	2-1	4-2
1983	1-5	4-2	5-7	2003	2-1	4-2	6-3
1984	2-4	2-4	4-8	2004	3-1	0-3	3-4
1985	2-4	1-5	3-9	2005	1-2	3-0	4-2
1986	4-2	2-4	6-6	2006	2-1	3-3	5-4
1987	1-5	3-3	4-8	2007	2-1	1-3	3-4
1988	5-1	2-4	7-5	2008	1-3	0-4	1-7
1989	0-6	1-5	1-11	2009	1-2	0-4	1-6
1990	4-2	1-5	5-7	2010	1-3	2-2	3-5
1991	4-2	3-3	7-5	2011	2-1	1-3	3-4
1992	4-2	1-5	5-7	2012	3-3	3-1	6-4
1993	3-3	3-3	6-6	2013	2-1	2-2	4-3
1994	1-1	1-2	2-3	2014	2-1	3-1	5-2
1995	5-1	1-4	6-5	2015	3-1	1-2	4-3
1996	3-3	4-2	7-5	2016	2-1	3-0	5-1

### SERIES INFORMATION

**Overall Record:** 187-200  
**Record At Home:** 100-91  
Comiskey Park (1911-1990): 40-43  
Guaranteed Rate Field (1991-current): 60-48  
**Record On The Road:** 87-109  
Exhibition Stadium (1977-1989): 33-40  
Rogers Centre (1989-current): 54-69  
**Best Season Series Record**  
by Chicago: 8-3 (1977)  
by Toronto: 11-1 (1989)  
**Longest Winning Streak**  
by Chicago: 6, 3x, last July 8, 2015-June 24, 2016  
by Toronto: 7, twice, last July 29, 2007-September 9, 2008  
**Most Runs, Game**  
by Chicago: 16, July 11, 1982 at Toronto (16-7)  
by Toronto: 15, July 19, 1993 at Chicago (15-7)

#### Success North of The Border

The White Sox are 24-13 vs. Toronto over the last five seasons after going a combined 11-26 from 2007-11. The Sox are 12-6 at Rogers Centre during that span, compared to 4-16 over the previous five seasons combined.

# WHITE SOX SWEEP INFORMATION

## THREE-GAME SERIES

	At White Sox	At Opponent
Baltimore	5/13-15/03	8/31-9/2/98
Boston	6/30-7/2/00	5/30-6/11/11
Cleveland	5/26-28/14	8/30-9/11/10
Detroit	8/11-13/06	4/4-6/08
Kansas City	7/9-11/10	9/4-6/15
Houston	6/8-10/15	None
Los Angeles-AL	8/10-12/15	9/24-26/10
Minnesota	5/6-8/16	4/11-14/16
New York-AL	8/5-7/13	9/14-16/92
Oakland	5/22-24/06	5/15-17/15
Seattle	8/24-26/12	4/20-22/12
Tampa Bay	7/4-6/05	5/28-30/12
Texas	4/22-24/16	7/19-20/79
Toronto	9/1-3/95	4/25-27/16
Arizona	None	None
Atlanta	6/22-24/10	None
Chicago-NL	6/27-29/08	5/18-20/12
Cincinnati	6/12-14/01	6/16-18/06
Colorado	None	6/6-8/05
Los Angeles-NL	6/17-19/05	None
Miami	5/24-26/13	None
Milwaukee	7/16-18/00	7/15-17/01
New York-NL	None	None
Philadelphia	None	None
Pittsburgh	6/17-19/08	6/15-17/10
St. Louis	6/20-22/06	None
San Diego	None	None
San Francisco	None	5/16-18/08
Washington	None	6/18-20/10

## FOUR-GAME SERIES

	At White Sox	At Opponent
Baltimore	6/18-21/56	7/29-8/1/05
Boston	9/13-16/90	6/2-6/27
Cleveland	7/5-8/84	7/23-26/15
Detroit	9/1-4/05	5/29-31/84
Kansas City	5/30-6/2/85	7/10-13/97
Houston	None	None
Los Angeles-AL	7/5-8/10	9/22-25/83
Minnesota	6/6-9/08	None
New York-AL	8/17-20/64	6/15-18/00
Oakland	5/8-11/97	9/24-27/87
Seattle	7/26-29/10	6/23-26/94
Tampa Bay	None	6/25-28/07
Texas	None	9/5-8/85
Toronto	None	None
Arizona	None	None
Atlanta	None	None
Chicago-NL	None	None
Cincinnati	None	None
Colorado	None	None
Los Angeles-NL	None	None
Miami	None	None
Milwaukee	7/13-16/89	7/15-18/93
New York-NL	None	None
Philadelphia	None	None
Pittsburgh	None	None
St. Louis	None	None
San Diego	None	None
San Francisco	None	None
Washington	None	None

# OPPONENT SWEEP INFORMATION

## THREE-GAME SERIES

	At White Sox	At Opponent
Baltimore	8/18-20/14	5/4-6/99
Boston	8/20-22/04	8/30-9/11/13
Cleveland	5/17-19/99	6/17-19/16
Detroit	9/12-14/11	8/29-31/16
Houston	None	None
Kansas City	6/13-15/14	5/27-29/16
Los Angeles-AL	4/15-17/11	7/15-17/16
Minnesota	9/14-16/10	6/18-20/13
New York-AL	5/27-29/02	8/22-24/14
Oakland	7/8-10/05	5/31-6/2/13
Seattle	5/2-4/03	8/17-19/07
Tampa Bay	None	6/12-14/15
Texas	6/2-4/86	8/28-30/07
Toronto	9/4-6/89	5/7-9/04
Arizona	None	None
Atlanta	None	6/21-23/02
Chicago-NL	6/22-24/07	6/20-22/08
Cincinnati	None	None
Colorado	None	None
Los Angeles-NL	None	None
Miami	None	None
Milwaukee	4/7-10/86	7/8-10/74
New York-NL	None	None
Philadelphia	None	6/11-13/07
Pittsburgh	None	6/30-7/2/97
St. Louis	None	6/15-17/01
San Diego	None	None
San Francisco	None	None
Washington	None	4/9-11/13

## FOUR-GAME SERIES

	At White Sox	At Opponent
Baltimore	7/6-9/95	7/19-22/90
Boston	8/23-26/07	7/21-24/88
Cleveland	9/12-15/13	7/29-8/1/13
Detroit	6/20-22/80	8/18-21/88
Houston	None	None
Kansas City	None	7/25-28/94
Los Angeles-AL	7/28-31/88	9/28-10/1/70
Minnesota	6/22-24/79	4/30-5/3/15
New York-AL	8/1-4/11	6/6-8/69
Oakland	5/22-24/70	8/5-8/99
Seattle	8/30-9/1/99	8/21-24/98
Tampa Bay	None	None
Texas	None	None
Toronto	None	5/2-5/08
Arizona	None	None
Atlanta	None	None
Chicago-NL	None	None
Cincinnati	None	None
Colorado	None	None
Los Angeles-NL	None	None
Miami	None	None
Milwaukee	None	7/13-16/95
New York-NL	None	None
Philadelphia	None	None
Pittsburgh	None	None
St. Louis	None	None
San Diego	None	None
San Francisco	None	None
Washington	None	None

# DOUBLEHEADER INFORMATION

## SWEEPS BY WHITE SOX

	At White Sox	At Opponent
Baltimore	4/17/82	8/21/99
Boston	5/30/66	9/4/10
Cleveland	6/6/76	8/31/80
Detroit	9/14/08	9/21/15
Houston	None	None
Kansas City	4/22/72	None
Los Angeles-AL	8/8/98	4/13/75
Minnesota	9/13/14	9/5/11
New York-AL	7/24/75	7/18/95
Oakland	7/6/80	6/12/83
Seattle	9/30/86	None
Tampa Bay	4/28/99	None
Texas	8/13/99	8/19/83
Toronto	7/15/98	None

## SWEEPS BY OPPONENTS

	At White Sox	At Opponent
Baltimore	8/26/79	7/12/84
Boston	8/24/07	5/6/78
Cleveland	6/28/13	5/7/12
Detroit	6/22/80	7/24/09
Houston	None	None
Kansas City	8/6/76	4/16/72
Los Angeles-AL	7/1/14	9/8/77
Minnesota	8/9/13	9/21/80
New York-AL	6/21/64	7/20/73
Oakland	9/18/82	6/21/70
Seattle	8/8/00	None
Tampa Bay	None	None
Texas	6/14/70	9/6/99
Toronto	9/9/08	9/7/80

# WHITE SOX LAST TRADE

## AMERICAN LEAGUE

**Baltimore:** OF Alejandro De Aza for RHP Mark Blackmar and RHP Miguel Chalas, 8/30/14.

**Boston:** LHP Chris Sale for OF Luis Alexander Basabe, RHP Victor Diaz, RHP Michael Kopech and INF Yoan Moncada, 12/6/16.

**Cleveland:** RHP Eric King and RHP Shawn Hillegas for OF Cory Snyder and INF Lindsay Foster, 12/4/90.

**Detroit:** OF Avisail Garcia from Detroit (via Boston) and RHP Franciel Montas, INF Cleulius Rondon and RHP J.B. Wendelken from Boston ... Detroit acquired INF Jose Iglesias from Boston ... Boston received RHP Jake Peavy from Chicago and RHP Braynan Villareal from Detroit, 7/30/13.

**Houston:** Cash for C Alfredo Gonzalez, 7/2/16.

**Kansas City:** INF Chris Getz and INF Josh Fields for INF Mark Teahen and cash, 11/6/09.

**Los Angeles:** INF Gordon Beckham for PTBNL (RHP Yency Almonte), 8/21/14.

**Minnesota:** INF Eduardo Escobar and LHP Pedro Hernandez for LHP Francisco Liriano, 7/28/12.

**New York:** INF/OF Nick Swisher and RHP Kanekoa Texeira for INF Wilson Betemit, RHP Jeff Marquez and RHP Jhonny Nunez, 11/13/08.

**Oakland:** LHP Zachary Erwin and RHP J.B. Wendelken for INF Brett Lawrie, 12/9/15.

**Seattle:** OF Joe Borchard for LHP Matt Thornton, 3/20/06.

**Tampa Bay:** Cash for LHP Frank De Los Santos, 9/21/13.

**Texas:** RHP Matt Ball for RHP Anthony Ranaudo, 5/12/16.

**Toronto:** C Dioner Navarero for LHP Colton Turner, 8/26/16.

## NATIONAL LEAGUE

**Arizona:** RHP Addison Reed for INF Matt Davidson, 12/16/13.

**Atlanta:** RHP Scott Linebrink for RHP Kyle Cofield, 12/3/10.

**Cubs:** LHP Neal Cotts for RHP David Aardsma and LHP Carlos Vasquez, 11/16/06.

**Cincinnati:** INF Todd Frazier from Cincinnati ... Cincinnati acquired INF Brandon Dixon, INF Jose Peraza and OF Scott Schebler from Los Angeles-NL ... Los Angeles-NL received INF Micah Johnson, RHP Frankie Montas and OF Trayce Thompson from Chicago, 12/16/15.

**Colorado:** RHP Yency Almonte for RHP Tommy Kahnle, 11/24/15.

**Los Angeles:** INF Micah Johnson, RHP Frankie Montas and OF Trayce Thompson for INF Todd Frazier (via Cincinnati) ... Cincinnati received INF Brandon Dixon, INF Jose Peraza and OF Scott Schebler from Los Angeles-NL, 12/16/15.

**Miami:** RHP Andre Rienzo for LHP Dan Jennings, 12/11/14.

**Milwaukee:** OF Carlos Lee for OF Scott Podsednik, RHP Luis Vizcaino and a PTBNL (1B Travis Hinton), 12/13/04.

**New York:** RHP Lance Broadway for C Ramon Castro, 5/29/09.

**Philadelphia:** INF Tadahito Iguchi for RHP Michael Dube, 7/27/07.

**Pittsburgh:** LHP Damaso Marte for INF/OF Rob Mackowiak, 12/13/05.

**St. Louis:** LHP Zach Duke for OF Charlie Tilson, 7/31/16.

**San Diego:** RHP Erik Johnson and INF Fernando Tatis Jr. for RHP James Shields, 6/4/16.

**San Francisco:** RHP Jeff Sotnick for INF Conor Gillaspie, 2/22/13.

**Washington:** OF Adam Eaton for RHP Dane Dunning, RHP Lucas Giolito and RHP Reynaldo Lopez, 12/7/16.

**Note:** Only includes trades involving at least one player on major-league roster.

## Haven't Seen That Before

Kansas City and the White Sox both hit leadoff home runs in the first and second innings on August 17, 2006 at U.S. Cellular Field, which according to the Elias Sports Bureau was the first time in major-league history that feat has been accomplished. David DeJesus and Emil Brown homered leading off the first two innings for the Royals, while Pablo Ozuna (first) and Jermaine Dye (second) went deep for the Sox. The previous time a White Sox game featured leadoff home runs in the first inning was on June 13, 2001 vs. Cincinnati (Brady Clark and Ray Durham).

# 2016 REVIEW



**Todd Frazier ranked sixth in the American League in 2016 with a career-high 40 home runs, a franchise record for third basemen.**

# MAJOR LEAGUE STANDINGS

A.L. East	Won	Lost	Pct.	GB	Last 10	Final	Home	Road	vs. East	vs. Cent	vs. West	vs. N.L.
					Games	Streak						
Boston	93	69	.574	—	5-5	Lost 2	47-34	46-35	43-33	15-18	21-12	14-6
Baltimore	89	73	.549	4.0	7-3	Won 1	50-31	39-42	40-36	23-9	12-22	14-6
Toronto	89	73	.549	4.0	6-4	Won 2	46-35	43-38	40-36	18-15	18-15	13-7
New York	84	78	.519	9.0	5-5	Lost 1	48-33	36-45	35-41	21-12	20-13	8-12
Tampa Bay	68	94	.420	25.0	3-7	Won 2	36-45	32-49	32-44	11-23	15-17	10-10

A.L. Central	Won	Lost	Pct.	GB	Last 10	Final	Home	Road	vs. East	vs. Cent	vs. West	vs. N.L.
					Games	Streak						
Cleveland	94	67	.584	—	6-4	Won 3	53-28	41-39	14-18	49-26	18-16	13-7
Detroit	86	75	.534	8.0	5-5	Lost 2	45-35	41-40	19-15	38-37	16-16	13-7
Kansas City	81	81	.500	13.5	4-6	Lost 4	47-34	34-47	15-17	46-30	10-24	10-10
<b>Chicago</b>	<b>78</b>	<b>84</b>	<b>.481</b>	<b>16.5</b>	<b>6-4</b>	<b>Lost 2</b>	<b>45-36</b>	<b>33-48</b>	<b>19-14</b>	<b>32-44</b>	<b>18-15</b>	<b>9-11</b>
Minnesota	59	103	.364	35.5	4-6	Won 2	30-51	29-52	10-24	24-52	17-15	8-12

A.L. West	Won	Lost	Pct.	GB	Last 10	Final	Home	Road	vs. East	vs. Cent	vs. West	vs. N.L.
					Games	Streak						
Texas	95	67	.586	—	5-5	Lost 2	53-28	42-39	16-17	19-14	47-29	13-7
Seattle	86	76	.531	9.0	6-4	Lost 2	44-37	42-39	19-13	16-18	38-38	13-7
Houston	84	78	.519	11.0	3-7	Lost 1	43-38	41-40	15-18	17-16	41-35	11-9
Los Angeles	74	88	.457	21.0	8-2	Won 1	40-41	34-47	13-21	17-15	35-41	9-11
Oakland	69	93	.426	26.0	3-7	Won 2	34-47	35-46	16-17	17-16	29-47	7-13

N.L. East	Won	Lost	Pct.	GB	Last 10	Final	Home	Road	vs. East	vs. Cent	vs. West	vs. A.L.
					Games	Streak						
Washington	95	67	.586	—	6-4	Won 2	50-31	45-36	51-25	17-16	15-18	12-8
New York	87	75	.537	8.0	7-3	Lost 1	44-37	43-38	40-36	22-10	13-21	12-8
Miami	79	82	.491	15.5	3-7	Lost 2	40-40	39-42	32-43	21-13	20-12	6-14
Philadelphia	71	91	.438	24.0	2-8	Won 1	37-44	34-47	30-46	12-21	18-15	11-9
Atlanta	68	93	.422	26.5	8-2	Won 2	31-50	37-43	36-39	13-20	11-22	8-12

N.L. Central	Won	Lost	Pct.	GB	Last 10	Final	Home	Road	vs. East	vs. Cent	vs. West	vs. A.L.
					Games	Streak						
Chicago	103	58	.640	—	7-3	Won 1	57-24	46-34	19-14	50-25	19-14	15-5
St. Louis	86	76	.531	17.5	6-4	Won 4	38-43	48-33	17-16	42-34	19-14	8-12
Pittsburgh	78	83	.484	25.0	2-8	Lost 3	38-42	40-41	14-19	33-42	22-11	9-11
Milwaukee	73	89	.451	30.5	5-5	Won 2	41-40	32-49	16-17	31-45	15-18	11-9
Cincinnati	68	94	.420	35.5	5-5	Lost 1	38-43	30-51	14-19	33-43	16-17	5-15

N.L. West	Won	Lost	Pct.	GB	Last 10	Final	Home	Road	vs. East	vs. Cent	vs. West	vs. A.L.
					Games	Streak						
Los Angeles	91	71	.562	—	5-5	Lost 3	53-28	38-43	19-13	19-15	43-33	10-10
San Francisco	87	75	.537	4.0	7-3	Won 4	45-36	42-39	17-16	17-16	45-31	8-12
Colorado	75	87	.463	16.0	2-8	Lost 2	42-39	33-48	20-14	11-21	35-41	9-11
Arizona	69	93	.426	22.0	5-5	Won 3	33-48	36-45	18-15	13-20	33-43	5-15
San Diego	68	94	.420	23.0	4-6	Lost 4	39-42	29-52	14-19	14-19	34-42	6-14

A.L. Wild Card	Won	Lost	Pct.	GB	N.L. Wild Card	Won	Lost	Pct.	GB
Toronto	89	73	.549	—	San Francisco	87	75	.537	—
Detroit	86	75	.534	2.5	St. Louis	86	76	.531	1.0
Seattle	86	76	.531	3.0	Miami	79	82	.491	7.5
Houston	84	78	.519	5.0	Pittsburgh	78	83	.484	8.5
New York	84	78	.519	5.0	Colorado	75	87	.463	12.0

## Triple Threat

The White Sox turned three triple plays in 2016 (April 22 vs. Texas, May 18 vs. Houston and July 8 vs. Atlanta), tying the major-league record (seventh time). The Sox became the first team to accomplish the feat since Boston and Oakland in 1979.

# MAJOR LEAGUE ATTENDANCE

## AMERICAN LEAGUE

CLUB	-----HOME-----				SEASON HIGH		-----ROAD-----		
	TOTAL	AVG	DATES	GAMES	TOTAL	DATE	TOTAL	AVG	DATES
TOR	3,392,099	41,878	81	81	48,871	4/08	2,435,293	30,065	81
NYY	3,063,405	37,820	81	81	48,339	8/03	2,506,196	30,941	81
LAA	3,016,142	37,236	81	81	45,007	5/19	2,322,769	28,676	81
BOS	2,955,434	36,487	81	81	38,378	7/26	2,615,524	32,290	81
TEX	2,710,402	33,462	81	81	49,289	4/04	2,232,432	27,561	81
KC	2,557,712	31,577	81	81	40,030	4/03	2,266,362	27,980	81
DET	2,493,859	31,173	80	80	45,049	4/08	2,293,425	28,314	81
HOU	2,306,623	28,477	81	81	43,332	4/11	2,271,334	28,041	81
SEA	2,267,928	27,999	81	81	47,065	4/08	2,293,037	28,309	81
BAL	2,172,344	26,819	81	81	45,785	4/04	2,575,551	31,797	81
MIN	1,963,912	24,246	81	81	40,638	4/11	2,215,948	27,357	81
<b>SOX</b>	<b>1,746,293</b>	<b>21,829</b>	<b>80</b>	<b>81</b>	<b>39,553</b>	<b>7/26</b>	<b>2,283,300</b>	<b>28,189</b>	<b>81</b>
CLE	1,591,667	19,650	81	81	34,493	4/05	2,128,323	26,941	79
OAK	1,521,506	18,784	81	81	36,067	6/30	2,390,449	29,512	81
TB	1,286,163	15,879	81	81	40,135	6/17	2,437,344	30,091	81
<b>TOTALS</b>	<b>35,045,489</b>	<b>28,892</b>	<b>1213</b>	<b>1214</b>			<b>35,267,287</b>	<b>29,074</b>	<b>1213</b>

## NATIONAL LEAGUE

CLUB	-----HOME-----				SEASON HIGH		-----ROAD-----		
	TOTAL	AVG	DATES	GAMES	TOTAL	DATE	TOTAL	AVG	DATES
LAD	3,703,312	45,720	81	81	53,621	9/20	2,669,701	32,959	81
STL	3,444,490	42,525	81	81	47,608	4/11	2,487,400	31,093	80
SF	3,365,256	41,546	81	81	42,238	6/24	2,605,302	32,164	81
CHI	3,232,420	39,906	81	81	41,702	4/16	2,839,239	35,052	81
NYM	2,789,602	34,870	80	81	44,466	4/30	2,463,347	30,792	80
COL	2,602,524	32,130	81	81	49,360	4/08	2,548,764	31,466	81
WAS	2,481,938	30,641	81	81	42,000	6/15	2,402,788	29,664	81
SD	2,351,422	29,030	81	81	44,317	4/04	2,660,659	32,848	81
MIL	2,314,614	28,575	81	81	44,643	7/23	2,507,309	30,954	81
PIT	2,249,201	28,115	80	81	39,500	4/03	2,429,956	29,999	81
ARI	2,036,216	25,138	81	81	48,165	4/04	2,648,840	32,702	81
ATL	2,020,914	24,950	81	81	51,220	10/02	2,242,131	28,027	80
PHI	1,915,144	23,644	81	81	45,229	4/11	2,493,478	30,784	81
CIN	1,894,085	23,384	81	81	43,683	4/04	2,583,533	31,895	81
MIA	1,712,417	21,405	80	80	36,911	4/05	2,309,310	28,510	81
<b>TOTALS</b>	<b>38,113,555</b>	<b>31,447</b>	<b>1212</b>	<b>1214</b>			<b>37,891,757</b>	<b>31,264</b>	<b>1212</b>
<b>GRAND TOTALS</b>	<b>73,159,044</b>	<b>30,169</b>	<b>2425</b>	<b>2428</b>			<b>73,159,044</b>	<b>30,169</b>	<b>2425</b>

Note: All attendance figures are unofficial

### South Side K-Zone

White Sox pitchers recorded 1,270 strikeouts in 2016, the second-highest total in franchise history behind the 2015 club (1,359). Chicago's 10,911 strikeouts since 2008 are the fourth-most in the American League behind the Yankees (11,461), Tampa Bay (11,442) and Boston (11,098). Each of the top nine strikeout marks in club history have occurred since 2008.

### Quality and Quantity

The White Sox have made 1,252 quality starts since 2003, the most in the major leagues. The Sox ranked second in the American League in 2016 with 95 quality starts, five behind Toronto (100). Jose Quintana and Chris Sale tied for third in the AL with 23 quality starts each.

# 2016 DAY-BY-DAY

No.	Date	H/R	D/N	W/L	Final Score	Winning Pitcher	Losing Pitcher	Rec.	Pos. GA-GB	Attendance Game	Cum.	Time
1	4/4	R/N	W		<b>Sox 4</b> , Oak. 3	<b>Sale</b>	Hill	1-0	T1/-	35,067		2:56
2	4/5	R/N	W		<b>Sox 5</b> , Oak. 4	<b>Jones (R)</b>	Doolittle (R)	2-0	1/+0.5	10,478		3:28
3	4/6	R/N	L		Oak. 2, <b>Sox 1</b>	Gray	<b>Rodón</b>	2-1	2/-0.5	16,468		2:54
4	4/7	R/D	W		<b>Sox 6</b> , Oak. 1	<b>Latos</b>	Graveman	3-1	2/-0.0	12,577		3:06
5	4/8	H/D	L		Cle. 7, <b>Sox 1</b>	Salazar	<b>Danks</b>	3-2	T2/-1.0	*38,019	38,019	2:45
6	4/9	H/D	W		<b>Sox 7</b> , Cle. 3	<b>Sale</b>	Shaw (R)	4-2	T1/-	20,192	58,211	2:43
	4/10	H/D			vs. Cleveland	Postponed due to rain; rescheduled as part of a straight doubleheader on 5/23						
7	4/11	R/D	W		<b>Sox 4</b> , Min. 1	<b>Quintana</b>	Gibson	5-2	1/+0.5	40,638		3:05
8	4/13	R/N	W		<b>Sox 3</b> , Min. 0	<b>Rodón</b>	Hughes	6-2	T1/-	21,008		2:51
9	4/14	R/D	W		<b>Sox 3</b> , Min. 1	<b>Latos</b>	Santana	7-2	T1/-	19,736		3:00
10	4/15	R/N	W		<b>Sox 1</b> , T.B. 0	<b>Sale</b>	Colome (R)	8-2	T1/-	16,801		2:23
11	4/16	R/N	L		T.B. 7, <b>Sox 2</b>	Ramirez	<b>Danks</b>	8-3	T1/-	30,451		2:52
12	4/17	R/D	L		T.B. 3, <b>Sox 2</b>	Moore	<b>Quintana</b>	8-4	T1/-	21,810		2:36
13	4/18	H/N	L		LAA 7, <b>Sox 0</b>	Santiago	<b>Rodón</b>	8-5	T2/-0.5	14,706	72,917	2:58
14	4/19	H/N	W		<b>Sox 5</b> , LAA 0	<b>Latos</b>	Shoemaker	9-5	2/-0.5	12,093	85,010	2:46
15	4/20	H/D	W		<b>Sox 2</b> , LAA 1	<b>Sale</b>	Richards	10-5	1/+0.5	12,785	97,795	2:59
16	4/21	H/D	L		LAA 3, <b>Sox 2</b>	Weaver	<b>Danks</b>	10-6	2/-0.5	11,418	109,213	2:48
17	4/22	H/N	W		<b>Sox 5</b> , Tex. 0	<b>Quintana</b>	Perez	11-6	2/-0.5	15,486	124,699	2:41
18	4/23	H/D	W		<b>Sox 4</b> , T.B. 3 (11)	<b>Albers (R)</b>	Martinez (R)	12-6	1/+0.5	20,182	144,881	3:57
19	4/24	H/D	W		<b>Sox 4</b> , Tex. 1	<b>Latos</b>	Holland	13-6	1/+0.5	26,058	170,939	2:52
20	4/25	R/N	W		<b>Sox 7</b> , Tor. 5	<b>Putnam (R)</b>	Cecil (R)	14-6	1/+1.5	24,333		3:24
21	4/26	R/N	W		<b>Sox 10</b> , Tor. 1	<b>Sale</b>	Dickey	15-6	1/+2.5	23,726		2:35
22	4/27	R/N	W		<b>Sox 4</b> , Tor. 0	<b>Quintana</b>	Estrada	16-6	1/+3.5	28,759		2:52
23	4/28	R/N	L		Bal. 10, <b>Sox 2</b>	Givens (R)	<b>Danks</b>	16-7	1/+3.0	14,568		3:10
24	4/29	R/N	L		Bal. 6, <b>Sox 3</b>	Brach (R)	<b>Rodón</b>	16-8	1/+3.0	19,912		2:30
25	4/30	R/N	W		<b>Sox 8</b> , Bal. 7	<b>Jones (R)</b>	Britton	17-8	1/+3.0	29,152		3:42
<b>APRIL TOTALS: 17-8</b>												
26	5/1	R/D	W		<b>Sox 7</b> , Bal. 1	<b>Sale</b>	Jimenez	18-8	1/+3.0	28,803		3:07
27	5/3	H/N	W		<b>Sox 4</b> , Bos. 1	<b>Quintana</b>	Wright	19-8	1/+4.0	15,025	185,964	2:53
28	5/4	H/N	L		Bos. 5, <b>Sox 2</b>	Buchholz	<b>Rodón</b>	19-9	1/+4.0	14,383	200,347	2:46
29	5/5	H/N	L		Bos. 7, <b>Sox 3</b>	Barnes (R)	<b>Johnson</b>	19-10	1/+4.0	20,126	220,473	3:57
30	5/6	H/N	W		<b>Sox 10</b> , Min. 4	<b>Latos</b>	Nolasco	20-10	1/+4.0	23,054	243,527	2:54
31	5/7	H/N	W		<b>Sox 7</b> , Min. 2	<b>Sale</b>	Santana	21-10	1/+5.0	28,049	271,576	2:58
32	5/8	H/D	W		<b>Sox 3</b> , Min. 1	<b>Quintana</b>	Duffey	22-10	1/+5.0	23,801	295,377	2:30
33	5/9	R/N	W		<b>Sox 8</b> , Tex. 4 (12)	<b>Jennings (R)</b>	Ramos (R)	23-10	1/+6.0	22,958		3:58
34	5/10	R/N	L		Tex. 13, <b>Sox 11</b>	Claudio (R)	<b>Albers (R)</b>	23-11	1/+5.0	25,804		3:22
35	5/11	R/D	L		Tex. 6, <b>Sox 5</b>	Barnette (R)	<b>Jennings (R)</b>	23-12	1/+5.0	29,023		3:07
36	5/13	R/N	W		<b>Sox 7</b> , NYY 1	<b>Sale (C)</b>	Severino	24-12	1/+5.0	34,264		2:45
37	5/14	R/D	L		NYY 2, <b>Sox 1</b>	Nova	<b>Quintana</b>	24-13	1/+5.0	39,691		2:24
38	5/15	R/D	L		NYY 7, <b>Sox 5</b>	Betances (R)	<b>Albers (R)</b>	24-14	1/+4.5	41,979		3:36
39	5/17	H/N	L		Hou. 6, <b>Sox 5</b> (11)	Neshek (R)	<b>Albers (R)</b>	24-15	1/+3.5	13,481	308,858	3:54
40	5/18	H/N	L		Hou. 5, <b>Sox 3</b>	Fister	<b>Latos</b>	24-16	1/+2.5	14,936	323,794	2:57
41	5/19	H/N	W		<b>Sox 2</b> , Hou. 1	<b>Sale (C)</b>	McHugh	25-16	1/+2.5	20,096	343,890	2:11
42	5/20	H/N	L		K.C. 4, <b>Sox 1</b>	Gee	<b>Quintana</b>	25-17	1/+1.5	24,020	367,910	2:59
43	5/21	H/D	L		K.C. 2, <b>Sox 1</b>	Soria (R)	<b>Gonzalez</b>	25-18	1/+1.5	27,631	395,541	3:05
44	5/22	H/D	W		<b>Sox 3</b> , K.C. 2	<b>Rodón</b>	Ventura	26-18	1/+2.5	34,526	430,067	2:46
45	5/23	H/N	W		<b>Sox 7</b> , Cle. 6	<b>Latos</b>	Clevinger	27-18	1/+3.5	N/A	430,067	3:10
46	5/24	H/N	L		Cle. 5, <b>Sox 1</b>	Anderson	<b>Johnson</b>	27-19	1/+2.5	18,323	448,390	2:40
47	5/24	H/N	L		Cle. 6, <b>Sox 2</b>	Tomlin	<b>Sale</b>	27-20	1/+1.5	21,550	469,940	2:51
48	5/25	H/D	L		Cle. 4, <b>Sox 3</b>	Kluber	<b>Quintana</b>	27-21	1/+0.5	22,561	492,501	3:02
	5/26	R/N			at Kansas City	Postponed due to rain; rescheduled for 9/19						
49	5/27	R/N	L		K.C. 7, <b>Sox 5</b>	Moylan (R)	<b>Albers (R)</b>	27-22	1/+0.5	28,508		2:58
50	5/28	R/D	L		K.C. 8, <b>Sox 7</b>	Wang (R)	<b>Kahle (R)</b>	27-23	T2/-0.5	31,598		3:22
51	5/29	R/D	L		K.C. 5, <b>Sox 4</b>	Young (R)	<b>Jones (R)</b>	27-24	3/-1.0	36,624		3:04
52	5/30	R/D	L		NYM 1, <b>Sox 0</b>	Harvey	<b>Quintana</b>	27-25	3/-2.0	38,339		2:34
<b>MAY TOTALS: 10-17</b>												

FRONT OFFICE  
FIELD STAFF  
PLAYERS  
OPPONENTS  
2016 REVIEW  
HISTORY  
RECORDS  
MINOR LEAGUES  
MEDIAMISC.

# 2016 DAY-BY-DAY

No.	Date	H/R		Final Score	Winning Pitcher	Losing Pitcher	Rec.	Pos. GA-GB	Attendance		Time
		D/N	W/L						Game	Cum.	
54	6/1	R/D	W	Sox 2, NYM 1 (13)	Albers (R)	Verrett (R)	29-25	T2/1-5	34,160		4:41
55	6/3	R/N	L	Det. 10, Sox 3	Zimmermann	Rodon	29-26	3/-1.5	31,184		3:22
56	6/4	R/D	L	Det. 7, Sox 4	Pelfrey	Sale	29-27	3/-2.0	32,916		3:09
57	6/5	R/D	L	Det. 5, Sox 2	Verlander	Quintana	29-28	T3/-3.5	29,086		3:09
58	6/7	H/N	L	Was. 10, Sox 5	Treinen	Latos	29-29	4/-3.5	18,812	511,313	3:55
59	6/8	H/N	L	Was. 11, Sox 4	Scherzer	Shields	29-30	4/-3.5	15,273	526,586	3:38
60	6/9	H/N	W	Sox 3, Was. 1	M. Gonzalez	G. Gonzalez	30-30	4/-3.5	20,014	546,600	2:21
61	6/10	H/N	W	Sox 7, K.C. 5	Sale	Kennedy	31-30	2/-3.5	23,290	569,890	3:00
62	6/11	H/D	L	K.C. 4, Sox 1	Duffy	Quintana	31-31	4/-3.5	31,183	601,073	2:37
63	6/12	H/D	L	K.C. 3, Sox 1	Ventura	Rodon	31-32	4/-4.5	30,363	631,436	2:43
64	6/13	H/N	W	Sox 10, Det. 9 (12)	Duke (R)	Sanchez (R)	32-32	4/-3.5	16,314	647,750	4:34
65	6/14	H/N	L	Det. 11, Sox 8	Zimmermann	Gonzalez	32-33	4/-3.5	17,403	665,153	3:47
66	6/15	H/N	W	Sox 5, Det. 3	Sale	Pelfrey	33-33	4/-2.5	20,292	685,445	2:49
67	6/17	R/N	L	Cle. 3, Sox 2	Allen (R)	Jones (R)	33-34	4/-3.5	27,912		2:47
68	6/18	R/N	L	Cle. 13, Sox 2	Salazar	Shields	33-35	4/-4.5	31,066		3:00
69	6/19	R/D	L	Cle. 3, Sox 2 (10)	Otero (R)	Robertson (R)	33-36	4/-5.5	25,269		3:12
70	6/20	R/N	W	Sox 3, Bos. 1 (10)	Duke (R)	Kimbrel (R)	34-36	4/-5.5	36,291		3:33
71	6/21	R/N	W	Sox 3, Bos. 1	Sale	Buchholz	35-36	4/-5.5	36,544		2:54
72	6/22	R/N	W	Sox 8, Bos. 6	Jennings (R)	Uehara (R)	36-36	4/-5.5	37,413		3:38
73	6/23	R/D	L	Bos. 8, Sox 7 (10)	Kimbrel (R)	Purke (R)	36-37	4/-6.0	37,790		4:25
74	6/24	H/N	W	Sox 3, Tor. 2	Jones (R)	Chavez (R)	37-37	4/-6.0	27,196	712,641	3:22
75	6/25	H/D	L	Tor. 10, Sox 8	Dickey	Gonzalez	37-38	4/-7.0	25,776	738,417	3:14
76	6/26	H/D	W	Sox 5, Tor. 2	Sale	Stroman	38-38	T3/-7.0	28,345	766,762	2:27
77	6/28	H/N	L	Min. 4, Sox 0	Gibson	Quintana	38-39	4/-8.5	22,072	788,834	2:51
78	6/29	H/N	W	Sox 9, Min. 6	Shields	Nolasco	39-39	4/-8.5	18,571	807,405	3:03
79	6/30	H/D	W	Sox 6, Min. 5	Jones (R)	Abad (R)	40-39	4/-8.5	26,158	833,563	3:03
<b>JUNE TOTALS: 12-14</b>											
80	7/1	R/N	L	Hou. 5, Sox 0	Fiers	Gonzalez	40-40	4/-9.5	31,965		2:58
81	7/2	R/D	W	Sox 7, Hou. 6	Sale	Fister	41-40	4/-8.5	35,116		3:09
82	7/3	R/D	W	Sox 4, Hou. 1	Quintana	McHugh	42-40	4/-7.5	30,379		2:58
83	7/4	H/D	W	Sox 8, NYY 2	Shields	Sabathia	43-40	4/-7.5	30,955	864,518	3:06
84	7/5	H/N	L	NYY 9, Sox 0	Tanaka	Rodon	43-41	4/-8.5	20,773	885,291	3:07
85	7/6	H/N	W	Sox 5, NYY 0	Gonzalez	Pineda	44-41	3/-7.5	21,144	906,435	2:54
86	7/8	H/N	L	Atl. 11, Sox 8	Wisler	Sale	44-42	T3/-8.0	26,199	932,634	3:17
87	7/9	H/D	W	Sox 5, Atl. 4	Quintana	Teheran	45-42	T3/-7.0	23,888	956,522	2:48
88	7/10	H/D	L	Atl. 2, Sox 0	Foltynewicz	Shields	45-43	T3/-7.0	29,156	985,678	2:22
<b>ALL-STAR BREAK: 45-43</b>											
89	7/15	R/N	L	LAA 7, Sox 0	Santiago	Gonzalez	45-44	T3/-8.0	42,031		2:39
90	7/16	R/N	L	LAA 1, Sox 0	Shoemaker	Shields	45-45	4/-8.0	39,620		2:20
91	7/17	R/D	L	LAA 8, Sox 1	Weaver	Turner	45-46	4/-9.0	36,834		2:40
92	7/18	R/N	L	Sea. 4, Sox 3	Rollins (R)	Robertson (R)	45-47	4/-9.0	20,598		2:21
93	7/19	R/N	W	Sox 6, Sea. 1	Quintana	Miley	46-47	4/-9.0	24,851		3:00
94	7/20	R/D	L	Sea. 6, Sox 5 (11)	Nuno (R)	Jennings (R)	46-48	4/-10.0	39,985		3:12
95	7/21	H/N	L	Det. 2, Sox 1 (7)	Pelfrey	Shields	46-49	4/-10.5	24,938	1,010,616	2:08
96	7/22	H/N	L	Det. 7, Sox 5	Ryan (R)	Fulmer (R)	46-50	4/-10.5	22,611	1,033,227	3:35
97	7/23	H/N	W	Sox 4, Det. 3	Robertson (R)	J. Wilson (R)	47-50	4/-9.5	32,527	1,065,754	3:15
98	7/24	H/D	W	Sox 5, Det. 4	Robertson (R)	Rondon (R)	48-50	4/-8.5	30,281	1,096,035	3:00
99	7/25	H/N	W	Sox 5, Cubs 4	Jennings (R)	Montgomery (R)	49-50	3/-8.0	*39,510	1,135,545	3:23
100	7/26	H/N	W	Sox 3, Cubs 0	Shields	Hendricks	50-50	3/-8.0	*39,553	1,175,098	2:55
101	7/27	R/N	L	Cubs 8, Sox 1	Hammel	Ranaudo	50-51	3/-8.0	41,166		2:51
102	7/28	R/N	L	Cubs 3, Sox 1	Lackey	Sale	50-52	3/-8.5	41,157		2:51
103	7/29	R/N	L	Min. 2, Sox 1 (12)	May (R)	Jennings (R)	50-53	3/-9.5	23,983		3:42
104	7/30	R/N	W	Sox 6, Min. 5 (10)	Ynoa (R)	Abad (R)	51-53	3/-9.5	27,914		3:23
105	7/31	R/D	L	Min. 6, Sox 4	Santana	Rodon	51-54	3/-10.5	29,670		2:39
<b>JULY TOTALS: 11-15</b>											



# 2016 DAY-BY-DAY

No.	Date	H/R		Final Score	Winning		Losing		Pos.		Attendance		Time
		D/N	W/L		Pitcher	Pitcher	Rec.	GA-GB	Game	Cum.			
106	8/2	R/N	L	Det. 11, <b>Sox 5</b>	Sanchez	<b>Shields</b>	51-55	T3/10.0	30,216			3:07	
107	8/3	R/N	L	Det. 2, <b>Sox 1</b>	Fulmer	<b>Sale (C)</b>	51-56	T3/10.0	32,526			2:35	
108	8/4	R/D	W	<b>Sox 6</b> , Det. 3	<b>Quintana</b>	Zimmermann	52-56	3/10.0	33,023			2:50	
109	8/5	H/N	L	Bal. 7, <b>Sox 5</b>	Gallardo	<b>Gonzalez</b>	52-57	3/10.0	26,553	1,201,651		3:19	
110	8/6	H/N	W	<b>Sox 4</b> , Bal. 2	<b>Jones (R)</b>	Tillman	53-57	3/10.0	28,491	1,230,592		2:56	
111	8/7	H/D	L	Bal. 10, <b>Sox 2</b>	Bundy	<b>Shields</b>	53-58	T3/10.0	31,040	1,261,182		2:53	
112	8/9	R/N	W	<b>Sox 7</b> , K.C. 5 (10)	<b>Robertson (R)</b>	Herrera (R)	54-58	3/10.0	27,134			3:05	
113	8/10	R/N	L	K.C. 3, <b>Sox 2</b> (14)	Gee (R)	<b>Albers (R)</b>	54-59	T3/10.0	25,188			4:34	
114	8/11	R/N	L	K.C. 2, <b>Sox 1</b>	Duffy (C)	<b>Fulmer (R)</b>	54-60	4/11.0	34,310			2:25	
115	8/12	R/N	W	<b>Sox 4</b> , Mia. 2	<b>Rodon</b>	Cashner	55-60	4/11.0	21,090			3:22	
116	8/13	R/N	W	<b>Sox 8</b> , Mia. 7	<b>Beck (R)</b>	Barraclough (R)	56-60	T3/11.0	20,006			3:23	
117	8/14	R/D	L	Mia. 5, <b>Sox 4</b>	Dunn (R)	<b>Sale</b>	56-61	4/12.0	21,401			2:49	
118	8/16	R/N	L	Cle. 3, <b>Sox 1</b>	Kluber	<b>Quintana</b>	56-62	4/12.5	13,857			3:08	
119	8/17	R/N	W	<b>Sox 10</b> , Cle. 7	<b>Turner (R)</b>	Allen (R)	57-62	4/11.5	14,371			3:30	
120	8/18	R/N	L	Cle. 5, <b>Sox 4</b>	Miller (R)	<b>Turner (R)</b>	57-63	4/12.5	12,982			3:00	
121	8/19	H/N	L	Oak. 9, <b>Sox 0</b>	Graveman (C)	<b>Shields</b>	57-64	4/13.5	20,011	1,281,193		2:23	
122	8/20	H/N	W	<b>Sox 6</b> , Oak. 2	<b>Sale</b>	Detwiler	58-64	4/12.5	21,178	1,302,371		2:33	
123	8/21	H/D	W	<b>Sox 4</b> , Oak. 2	<b>Quintana</b>	Neal	59-64	4/12.5	23,030	1,325,401		2:42	
124	8/23	H/N	W	<b>Sox 9</b> , Phi. 1	<b>Rodon</b>	Thompson	60-64	4/12.0	18,843	1,344,244		2:38	
125	8/24	H/N	L	Phi. 5, <b>Sox 3</b>	Eickhoff	<b>Shields</b>	60-65	4/12.0	15,630	1,359,874		2:44	
126	8/25	H/N	W	<b>Sox 7</b> , Sea. 6	<b>Robertson (R)</b>	Vincent (R)	61-65	4/11.0	19,072	1,378,946		3:06	
127	8/26	H/N	L	Sea. 3, <b>Sox 1</b>	Hernandez	<b>Sale (C)</b>	61-66	4/12.0	25,651	1,404,597		2:22	
128	8/27	H/N	W	<b>Sox 9</b> , Sea. 3	<b>Quintana</b>	Miranda	62-66	4/11.0	27,318	1,431,915		2:51	
129	8/28	H/D	W	<b>Sox 4</b> , Sea. 1	<b>Rodon</b>	Walker	63-66	4/10.0	25,538	1,457,453		2:30	
130	8/29	R/N	L	Det. 4, <b>Sox 3</b>	Wilson (R)	<b>Jones (R)</b>	63-67	4/11.0	27,201			3:20	
131	8/30	R/N	L	Det. 8, <b>Sox 4</b>	Rondon (R)	<b>Albers (R)</b>	63-68	4/12.0	27,121			3:13	
132	8/31	R/D	L	Det. 3, <b>Sox 2</b>	Rodriguez (R)	<b>Robertson (R)</b>	63-69	4/13.0	32,465			2:46	
<b>AUGUST TOTALS: 12-15</b>													
133	9/1	R/N	L	Min. 8, <b>Sox 5</b>	Santana	<b>Quintana</b>	63-70	4/13.5	20,329			3:13	
134	9/2	R/N	W	<b>Sox 11</b> , Min. 4	<b>Rodon</b>	Gibson	64-70	4/13.5	20,806			2:59	
135	9/3	R/N	L	Min. 11, <b>Sox 3</b>	Santiago	<b>Shields</b>	64-71	4/14.5	22,274			3:12	
136	9/4	R/D	W	<b>Sox 13</b> , Min. 11 (12)	<b>Minaya (R)</b>	Dean (R)	65-71	4/14.5	22,595			4:46	
137	9/5	H/D	L	Det. 5, <b>Sox 3</b> (11)	Wilson (R)	<b>Beck (R)</b>	65-72	4/14.5	18,653	1,476,106		3:56	
138	9/6	H/N	W	<b>Sox 2</b> , Det. 0	<b>Gonzalez</b>	Boyd	66-72	4/13.5	15,155	1,491,261		2:54	
139	9/7	H/D	W	<b>Sox 7</b> , Det. 4	<b>Beck (R)</b>	Greene (R)	67-72	4/14.0	13,078	1,504,339		3:18	
140	9/9	H/N	W	<b>Sox 7</b> , K.C. 2	<b>Rodon</b>	Ventura	68-72	4/14.0	20,653	1,524,992		3:11	
141	9/10	H/N	L	K.C. 6, <b>Sox 5</b>	McCarthy (R)	<b>Beck (R)</b>	68-73	4/14.0	20,148	1,545,140		3:33	
142	9/11	H/D	L	K.C. 2, <b>Sox 0</b>	Kennedy	<b>Sale</b>	68-74	4/15.0	20,107	1,565,247		2:59	
143	9/12	H/N	W	<b>Sox 11</b> , Cle. 4	<b>Quintana</b>	Carrasco	69-74	4/14.0	12,588	1,577,835		3:30	
144	9/13	H/N	W	<b>Sox 8</b> , Cle. 1	<b>Quintana</b>	Bauer	70-74	4/13.0	15,588	1,593,423		2:37	
145	9/14	H/N	L	Cle. 6, <b>Sox 1</b>	Tomlin	<b>Rodon</b>	70-75	4/14.0	15,808	1,609,231		2:48	
146	9/15	H/D	W	<b>Sox 2</b> , Cle. 1	<b>Robertson (R)</b>	Shaw (R)	71-75	4/13.0	14,190	1,623,421		3:12	
147	9/16	R/N	W	<b>Sox 7</b> , K.C. 4	<b>Sale (C)</b>	Herrera	72-75	4/13.0	29,318			3:00	
148	9/17	R/N	L	K.C. 3, <b>Sox 2</b>	Gee	<b>Gonzalez</b>	72-76	4/13.0	34,805			2:36	
149	9/18	R/D	L	K.C. 10, <b>Sox 3</b>	Duffy	<b>Quintana</b>	72-77	4/14.0	34,982			3:04	
150	9/19	R/D	L	K.C. 8, <b>Sox 3</b>	Ventura (C)	<b>Rodon</b>	72-78	4/14.5	31,502			2:35	
151	9/20	R/N	L	Phi. 7, <b>Sox 6</b>	Thompson	<b>Shields</b>	72-79	4/15.5	16,096			3:20	
152	9/21	R/N	L	Phi. 8, <b>Sox 3</b>	Eickhoff	<b>Sale</b>	72-80	4/17.0	21,703			2:43	
153	9/23	R/N	L	Cle. 10, <b>Sox 4</b>	Bauer	<b>Gonzalez</b>	72-81	4/18.0	18,937			3:02	
154	9/24	R/N	W	<b>Sox 8</b> , Cle. 1	<b>Quintana</b>	Anderson	73-81	4/17.0	32,088			3:28	
155	9/25	R/D	W	<b>Sox 3</b> , Cle. 0	<b>Rodon</b>	Tomlin	74-81	4/16.0	24,118			2:46	
156	9/26	H/N	W	<b>Sox 7</b> , T.B. 1	<b>Shields</b>	Smyly	75-81	4/16.0	13,665	1,637,086		3:04	
157	9/27	H/N	W	<b>Sox 13</b> , T.B. 6	<b>Sale</b>	Cobb	76-81	4/15.0	14,798	1,651,884		2:57	
158	9/28	H/N	W	<b>Sox 1</b> , T.B. 0	<b>Gonzalez</b>	Gamboa (R)	77-81	4/14.0	12,976	1,664,860		2:10	
159	9/29	H/N	L	T.B. 5, <b>Sox 3</b>	Archer	<b>Quintana</b>	77-82	4/14.5	14,792	1,679,652		3:15	
160	9/30	H/N	W	<b>Sox 7</b> , Min. 3	<b>Rodon</b>	Duffey	78-82	4/14.5	19,007	1,698,659		2:56	
161	10/1	H/N	L	Min. 6, <b>Sox 0</b>	Santiago	<b>Shields</b>	78-83	4/15.5	25,730	1,724,389		2:32	
162	10/2	H/D	L	Min. 6, <b>Sox 3</b>	Berrios	<b>Sale</b>	78-84	4/16.5	21,904	1,746,293		3:01	
<b>SEPTEMBER/OCTOBER TOTALS: 15-15</b>													

FRONT OFFICE  
 FIELD STAFF  
 PLAYERS  
 OPPONENTS  
 2016 REVIEW  
 HISTORY  
 RECORDS  
 MINOR LEAGUES  
 MEDIA/MISC.

# 2016 SINGLE-GAME HIGHS

## WHITE SOX

Runs, Game	13, 2x, last 9/27 vs. Tampa Bay
Runs, Inning	7, 9/13 vs. Cleveland (6th)
Hits, Game	17, 9/2 at Minnesota
Hits, Inning	7, 9/13 vs. Cleveland (6th)
Consecutive Hits, Inning	5, 3x, last 8/27 vs. Seattle (5th)
Doubles	6, 2x, last 9/10 vs. Kansas City
Triples	2, 5x, last 8/27 vs. Seattle
Home Runs	7, 6/25 vs. Toronto
Extra-Base Hits	8, 3x, last 9/27 vs. Tampa Bay
Stolen Bases	4, 5/31 at New York-NL
Left On Base	13, 2x, last 9/1 at Minnesota
Errors	4, 7/4 vs. New York-AL
Strikeouts	16, 9/5 vs. Detroit
Walks	9, 5/5 vs. Boston
Double Plays (Hit Into)	4, 8/6 vs. Baltimore

## OPPONENTS

Runs, Game	13, 2x, last 6/18 at Cleveland
Runs, Inning	8, 9/3 at Minnesota (3rd)
Hits, Game	20, 7/5 vs. New York-AL
Hits, Inning	7, 8/2 at Detroit (5th)
Doubles	7, 2x, last 7/5 vs. New York-AL
Triples	2, 3x, last 8/2 at Detroit
Home Runs	5, 8/7 vs. Baltimore
Extra-Base Hits	9, 5x, last 9/4 at Minnesota
Stolen Bases	4, 5/11 at Texas
Left On Base	14, 4x, last 9/4 at Minnesota
Errors	4, 2x, last 8/5 vs. Baltimore
Strikeouts	14, 2x, last 9/25 at Cleveland
Walks	13, last 6/1 at New York-NL
Double Plays (Hit Into)	5, 6/1 at New York-NL

## INDIVIDUAL HITTING

Longest Hitting Streak	12 games, Frazier, 9/16-28
Runs	4, 3x, last Cabrera, 9/4 at Minnesota
Hits	4, 9x, last A. Garcia, 9/12 vs. Cleveland
Doubles	2, 18x, last Cabrera, 9/30 vs. Minnesota
Triples	1, 33x, last Anderson, 9/30 vs. Minnesota
Home Runs	2, 5x, last Abreu, 9/4 at Minnesota
Consecutive Games w/HR	3, 3x, last Abreu, 8/20-23
Runs Batted In	7, Abreu, 9/4 at Minnesota
Stolen Bases	2, 3x, last Frazier, 9/25 at Cleveland
Strikeouts	5, Anderson, 8/10 at Kansas City
Walks	3, 11x, last Avila, 9/27 vs. Tampa Bay

## INDIVIDUAL PITCHING

Innings Pitched, Starter	9.0, 5x, last Sale, 9/16 at Kansas City
Innings Pitched, Reliever	3.1, Purke, 6/18 at Cleveland
Strikeouts, Starter	14, Sale, 8/26 vs. Seattle
Strikeouts, Reliever	5, Purke, 6/18 at Cleveland
Walks	6, Quintana, 6/22 at Boston
Fewest Hits Allowed, Complete Game	2, 2x, last Shields, 7/16 at Los Angeles-AL
Consecutive Scoreless IP, Starter	20.0, Quintana, 4/17-5/3
Consecutive Scoreless IP, Reliever	12.1, Jones, 4/7-5/8
Consecutive Scoreless Relief Appearances	12, 2x, last Jennings, 8/25-9/17
Consecutive Saves Converted	13, Robertson, 5/22-7/3
Consecutive Hitters Retired	16, 2x, last 8/26 vs. Seattle
Consecutive Hitters Retired, Starter	16, Sale, 2x, last 8/26 vs. Seattle
Longest Winning Streak, Starter	9 games, Sale, 4/4-5/19

# 2016 SINGLE-GAME HIGHS

## TEAM MISCELLANEOUS

Most Games Over .500 .....	13 games, 5/9
Most Games Under .500 .....	9 games, 9/23
Largest Division Lead .....	6.0 games, 5/9
Largest Division Deficit .....	18.0 games, 9/23
Longest Winning Streak .....	6 games, 4/22-27
Longest Losing Streak .....	7 games, 5/23-30
Longest Home Winning Streak .....	4 games, 3x, last 9/15-28
Longest Home Losing Streak .....	5 games, 5/23-6/8
Longest Road Winning Streak .....	5 games, 4/7-15
Longest Road Losing Streak .....	6 games, 3x last, 9/17-23
Longest Game, Innings .....	14.0, 8/10 at Kansas City
Longest Game, Time .....	4:46, 9/4 at Minnesota
Longest 9-Inning Game .....	3:57, 5/5 vs. Boston
Shortest Game, Time .....	2:08, 7/21 vs. Detroit
Shortest 9-Inning Game .....	2:10, 9/28 vs. Tampa Bay
Largest Margin of Victory .....	9, 4/26 at Toronto
Largest Margin of Defeat .....	11, 6/18 at Cleveland
Largest Deficit Overcome .....	7, 6/13 vs. Detroit
Largest Lead Surrendered .....	6, 5/28 at Kansas City
Fewest Hits, Game .....	2, 3x, last 9/11 vs. Kansas City
Fewest Hits Allowed, Game .....	2, 3x, last 9/25 at Cleveland

## ATTENDANCE

Largest Home Crowd .....	39,553, 7/26 vs. Chicago-NL
Smallest Home Crowd .....	11,418, 4/21 vs. Los Angeles-AL
Largest Home Attendance, Three-Game Series .....	86,177, 5/20-22 vs. Kansas City
Largest Home Attendance, Four-Game Series .....	110,357, 7/21-24 vs. Detroit

## SERIES RECORD

Two-Game .....	1-2-2
Three-Game .....	14-22
Four-Game .....	5-2-4
First Game .....	25-26
Second Game .....	24-27
Third Game .....	23-25
Fourth Game .....	6-6

## DAYS IN

First Place .....	47
Second Place .....	12
Third Place .....	37
Fourth Place .....	85
Fifth Place .....	0

## RECORD BY MONTH

April .....	17-8
May .....	11-17
June .....	12-14
July .....	11-15
August .....	12-15
Sept./Oct. ....	15-15

## RECORD BY DAY

Monday .....	11-7
Tuesday .....	13-11
Wednesday .....	11-14
Thursday .....	8-10
Friday .....	11-15
Saturday .....	13-13
Sunday .....	11-14

## GAME-ENDING HOME RUNS (CAREER)

None

## GAME-ENDING PLAYS (NON-HR)

Abreu (single) .....	4/23 vs. Los Angeles-AL (11th)
Eaton (single) .....	6/13 vs. Detroit (12th)
Eaton (single) .....	7/23 vs. Detroit (9th)
Cabrera (single) .....	7/24 vs. Detroit (9th)
Saladino (single) .....	7/25 vs. Chicago-NL (9th)
Frazier (single) .....	8/25 vs. Seattle (9th)
Sanchez (single) .....	9/15 vs. Cleveland (9th)

## GRAND SLAMS (CAREER)

Todd Frazier (3) .....	5/9 at Texas
Melky Cabrera (3) .....	5/27 at Kansas City
Adam Eaton (1) .....	8/17 at Cleveland

## MULTI-HOMER GAMES (CAREER)

Todd Frazier (7) .....	5/9 at Texas
Alex Avila (5) .....	6/10 vs. Kansas City
Brett Lawrie (1) .....	6/25 vs. Toronto
Avisail Garcia (4) .....	8/2 at Detroit
Jose Abreu (6) .....	9/4 at Minnesota

## BACK-TO-BACK HOME RUNS

Cabrera/Frazier .....	5/27 at Kansas City (6th)
Lawrie/Avila .....	6/10 vs. Kansas City (4th)
Lawrie/Navarro/Shuck .....	6/25 vs. Toronto (2nd)
Abreu/Morneau .....	8/23 vs. Philadelphia (5th)
Garcia/Avila .....	8/27 vs. Seattle (5th)
Abreu/Avila .....	8/31 at Detroit (4th)
Frazier/Avila .....	9/21 at Philadelphia (7th)

## PINCH-HIT HOME RUNS (CAREER)

None

## LEADOFF HOME RUNS (CAREER)

Adam Eaton (5) .....	5/24 vs. Cleveland
Tim Anderson (1) .....	6/21 at Boston
Adam Eaton (6) .....	7/29 at Minnesota
Adam Eaton (7) .....	8/14 at Miami
Adam Eaton (8) .....	9/3 at Minnesota
Adam Eaton (9) .....	9/21 at Philadelphia

## INSIDE-THE-PARK HOME RUNS (CAREER)

Brett Lawrie (1) .....	6/25 vs. Toronto
------------------------	------------------

# 2016-17 TRANSACTIONS

## APRIL

2 Reassigned RHP **Phillippe Aumont**, INF **Travis Ishikawa**, OF **Jacob May** and C **Hector Sanchez** to minor-league camp.

### OPENING DAY ROSTER (April 4 at Oakland)

**Pitchers (12)** Matt Albers, John Danks, Zach Duke, Dan Jennings, Nate Jones, Mat Latos, Jake Petricka, Zach Putnam, Jose Quintana, David Robertson, Carlos Rodon, Chris Sale

**Catchers (2)** Alex Avila, Dioner Navarro

**Infielders (6)** Jose Abreu, Todd Frazier, Brett Lawrie, Jimmy Rollins, Tyler Saladino, Jerry Sands

**Outfielders (5)** Melky Cabrera, Adam Eaton, Avisail Garcia, Austin Jackson, J.B. Shuck

15-day disabled list — None

10 Recalled RHP **Michael Ynoa** from Class AA Birmingham ... placed OF **Adam Eaton** on paternity list.

11 Reinstated OF **Adam Eaton** from the paternity list ... optioned RHP **Michael Ynoa** to Class AA Birmingham.

18 Optioned OF **J.B. Shuck** to Class AAA Charlotte.

19 Recalled RHP **Erik Johnson** from Class AAA Charlotte.

24 Placed C **Alex Avila** on the 15-day disabled list with a strained right hamstring ... recalled C **Kevan Smith** from Class AAA Charlotte ... optioned RHP **Erik Johnson** to Charlotte.

25 Purchased the contract of RHP **Miguel Gonzalez** from Class AAA Charlotte.

26 Placed C **Kevan Smith** on the 15-day disabled list with sacroiliac joint dysfunction in his lower back ... purchased the contract of C **Hector Sanchez** from Class AAA Charlotte.

27 Optioned RHP **Miguel Gonzalez** to Class AAA Charlotte ... recalled RHP **Daniel Webb** from Charlotte.

28 Placed RHP **David Robertson** on the bereavement list ... recalled INF **Carlos Sanchez** from Class AAA Charlotte.

29 Placed RHP **Daniel Webb** on the 15-day disabled list with right elbow flexor inflammation ... recalled RHP **Tommy Kahnle** from Class AAA Charlotte.

## MAY

1 Optioned RHP **Tommy Kahnle** to Class AAA Charlotte ... reinstated RHP **David Robertson** from the bereavement list.

5 Designated LHP **John Danks** for assignment ... recalled RHP **Erik Johnson** from Class AAA Charlotte ... placed RHP **Jake Petricka** on the 15-day disabled list (retro to 5/2) with a right-hip impingement ... recalled RHP **Tommy Kahnle** from Charlotte ... optioned RHP **Erik Johnson** to Charlotte.

6 Recalled RHP **Scott Carroll** from Class AAA Charlotte ... sent C **Alex Avila** (strained right hamstring) to Charlotte on an injury rehab assignment.

8 Optioned RHP **Tommy Kahnle** to Class AAA Charlotte.

9 Recalled RHP **Miguel Gonzalez** from Class AAA Charlotte ... designated C **Hector Sanchez** for assignment ... returned C **Alex Avila** (strained right hamstring) from his injury rehab assignment at Charlotte and reinstated him from the 15-day disabled list.

12 Optioned RHP **Scott Carroll** to Class AAA Charlotte ... acquired RHP **Anthony Ranaudo** from Texas in exchange for RHP **Matt Ball**.

13 Purchased the contract of LHP **Matt Purke** from Class AAA Charlotte ... requested waivers on LHP **John Danks** for the purpose of granting his unconditional release.

23 Recalled RHP **Tommy Kahnle** from Class AAA Charlotte to serve as the 26th player ... optioned INF **Carlos Sanchez** to Charlotte ... recalled RHP **Erik Johnson** from Charlotte ... optioned RHP **Erik Johnson** to Charlotte.

26 Outrighted OF **Daniel Fields** to Class AAA Charlotte.

30 Optioned RHP **Tommy Kahnle** to Class AAA Charlotte ... recalled OF **J.B. Shuck** from Charlotte.

## JUNE

3 Placed OF **Melky Cabrera** on the Family Emergency Leave List ... recalled RHP **Tommy Kahnle** from Class AAA Charlotte ... optioned Kahnle to Charlotte.

4 Purchased the contract of OF **Jason Coats** from Class AAA Charlotte ... acquired RHP **James Shields** and cash from San Diego in exchange for RHP **Erik Johnson** and INF **Fernando Tatis Jr.**

7 Optioned OF **Jason Coats** to Class AAA Charlotte ... designated INF/OF **Jerry Sands** for assignment ... reinstated OF **Melky Cabrera** from the Family Emergency Leave List ... added RHP **James Shields** to the 25-man roster.

9 Agreed to terms on a one-year contract, plus incentives, with 1B **Justin Morneau** ... placed Morneau on the 15-day disabled list to continue his recovery from offseason surgery to repair the primary flexor in his left elbow ... designated RHP **Mat Latos** for assignment ... purchased the contract of RHP **Tyler Danish** from Class AAA Charlotte.

10 Designated SS **Jimmy Rollins** for assignment ... purchased the contract of SS **Tim Anderson** from Class AAA Charlotte ... placed OF **Austin Jackson** on the 15-day disabled list with a medial meniscus tear in his left knee ... recalled OF **Jason Coats** from Charlotte.

13 Optioned RHP **Tyler Danish** to Class AAA Charlotte.

14 Recalled RHP **Michael Ynoa** to Class AAA Charlotte.

15 Requested waivers on SS **Jimmy Rollins** for the purpose of granting his unconditional release.

16 Requested waivers on RHP **Mat Latos** for the purpose of granting his unconditional release.

17 Outrighted INF/OF **Jerry Sands** to Class AAA Charlotte.

21 Placed RHP **Zach Putnam** on the 15-day disabled list with ulnar neuritis in his right elbow ... recalled RHP **Chris Beck** from Class AAA Charlotte.

22 Claimed RHP **Juan Minaya** off waivers from Houston.

29 Optioned LHP **Matt Purke** to Class AAA Charlotte.

30 Recalled 3B **Matt Davidson** from Class AAA Charlotte.

## JULY

1 Placed 3B **Matt Davidson** on the 15-day disabled list with a broken right foot ... recalled INF **Carlos Sanchez** from Class AAA Charlotte.

2 Acquired C **Alfredo Gonzalez** from Houston in exchange for cash ... optioned Gonzalez to Class AA Birmingham ... transferred RHP **Daniel Webb** (Tommy John surgery) to the 60-day disabled list.

6 Placed C **Alex Avila** on the 15-day disabled list with a strained right hamstring ... purchased the contract of C **Omar Narvaez** from Class AAA Charlotte ... transferred RHP **Jake Petricka** (torn labrum in right hip) to the 60-day disabled list.

9 Placed LHP **Carlos Rodon** on the 15-day disabled list (retro to 7/6) with a sprained left wrist ... recalled right-hander **Tommy Kahnle** from Class AAA Charlotte.

10 Optioned RHP **Chris Beck** to Class AAA Charlotte.

15 Optioned OF **Jason Coats** to Class AAA Charlotte ... returned 1B/DH **Justin Morneau** from his injury rehab assignment at Class AA Birmingham and reinstated him from the 15-day disabled list ... purchased the contract of RHP **Carson Fulmer** from Class AA Birmingham.

16 Optioned INF **Carlos Sanchez** to Class AAA Charlotte.

17 Purchased the contract of RHP **Jacob Turner** from Class AAA Charlotte ... transferred 3B **Matt Davidson** (broken right foot) to the 60-day disabled list.

18 Sent C **Alex Avila** (strained right hamstring) to Class AAA Charlotte on an injury rehab assignment.

20 Returned C **Alex Avila** (strained right hamstring) from his injury rehab assignment at Class AAA Charlotte.

# 2016-17 TRANSACTIONS

## JULY (cont.)

- 24 Suspended LHP **Chris Sale** five days for violating team rules, insubordination and destroying team equipment ... recalled RHP **Anthony Ranaudo** from Class AAA Charlotte ... recalled INF **Carlos Sanchez** from Charlotte to serve as the 26th player ... returned INF **Carlos Sanchez** to Charlotte.
- 25 Sent LHP **Carlos Rodon** (sprained left wrist) to Class AAA Charlotte on an injury rehab assignment.
- 27 Placed INF **Brett Lawrie** on the 15-day disabled list (retro to 7/22) with a strained left hamstring ... recalled INF **Carlos Sanchez** from Class AAA Charlotte ... optioned RHP **Anthony Ranaudo** to Charlotte.
- 28 Reinstated LHP **Chris Sale** from the suspended list.
- 31 Returned LHP **Carlos Rodon** (sprained left wrist) from his injury rehab assignment with Class AAA Charlotte and reinstated him from the 15-day disabled list ... acquired OF **Charlie Tilson** from St. Louis in exchange for LHP **Zach Duke**.

## AUGUST

- 1 Optioned OF **J.B. Shuck** to Class AAA Charlotte.
- 2 Recalled OF **Charlie Tilson** from Class AAA Charlotte.
- 3 Placed OF **Charlie Tilson** on the 15-day disabled list with a strained left hamstring ... recalled OF **J.B. Shuck** from Class AAA Charlotte.
- 9 Placed OF **Avisail Garcia** on the 15-day disabled list (retro to 8/7) with a sprained right knee ... recalled OF **Jason Coats** from Class AAA Charlotte.
- 12 Placed RHP **Miguel Gonzalez** on the 15-day disabled list with a strained right groin ... recalled RHP **Chris Beck** from Class AAA Charlotte.
- 13 Sent INF **Brett Lawrie** (strained left hamstring) to Class AA Birmingham on an injury rehab assignment.
- 16 Optioned RHP **Carson Fulmer** to Class AAA Charlotte.
- 17 Recalled RHP **Anthony Ranaudo** from Class AAA Charlotte.
- 20 Sent OF **Avisail Garcia** (sprained right knee) to Class AAA Charlotte on an injury rehab assignment.
- 21 Returned INF **Brett Lawrie** (strained left hamstring) from his injury rehab assignment at Class AA Birmingham.
- 22 Sent C **Alex Avila** (strained right hamstring) to Class AAA Charlotte on an injury rehab assignment.
- 23 Returned OF **Avisail Garcia** from his injury rehab assignment at Class AAA Charlotte and reinstated him from the 15-day disabled list ... optioned OF **Jason Coats** to Charlotte.
- 26 Acquired LHP **Colton Turner** from Toronto in exchange for C **Dioner Navarro** ... returned C **Alex Avila** from his injury rehab assignment at Class AAA Charlotte and reinstated him from the 15-day disabled list.

## SEPTEMBER

- 1 Sent RHP **Miguel Gonzalez** (strained right groin) to Class AAA Charlotte on an injury rehab assignment ... recalled RHP **Juan Minaya** and C **Kevan Smith** from Class AAA Charlotte.
- 6 Recalled OF **Jason Coats** and INF **Leury Garcia** from Class AAA Charlotte ... purchased the contract of RHP **Blake Smith** from Charlotte ... returned RHP **Miguel Gonzalez** (strained right groin) from his rehab assignment with Charlotte and returned him from the 15-day disabled list.

## OCTOBER

- 2 Placed INF **Tyler Saladino** on the 15-day disabled list (retro to 9/22) with a herniated disc in his back.
- 3 Named **Rick Renteria** manager, replacing **Robin Ventura**, whose contract ended following the season ... reinstated INF **Tyler Saladino** (herniated disc in his back) from the 15-day disabled list.
- 6 RHP **Jacob Turner** declared free agency.
- 14 Named **Joe McEwing** bench coach, **Nick Capra** third-base coach and **Curt Hasler** bullpen coach.
- 28 Claimed OF **Rymer Liriano** off waivers from Milwaukee.

## NOVEMBER

- 3 Declined the \$3-million club option for 2017 on RHP **Matt Albers**, who declared free agency ... reinstated 3B **Matt Davidson** and RHP **Jake Petricka** from the 60-day disabled list ... outrighted OF **J.B. Shuck** to Class AAA Charlotte ... released RHP **Daniel Webb**.
- 7 Claimed LHP **Giovanni Soto** off waivers from Oakland.
- 14 1B **Jose Abreu** opted out of the final three years of his six-year, \$68-million contract, becoming arbitration eligible.
- 18 Purchased the contracts of OF **Adam Engel**, RHP **Brad Goldberg** and OF **Jacob May** from Class AAA Charlotte ... outrighted RHP **Brandon Brennan** to Charlotte.
- 22 Granted RHP **Anthony Ranaudo** his unconditional release to pursue opportunities in the Korean Baseball Organization.

## DECEMBER

- 2 Agreed to terms on a one-year, \$3.5-million contract with INF **Brett Lawrie** and a one-year, \$3.0-million contract with OF **Avisail Garcia** ... declined to tender a 2017 contract to RHP **Blake Smith**.
- 6 Acquired OF **Luis Alexander Basabe**, RHP **Victor Diaz**, INF **Yoan Moncada** and RHP **Michael Kopech** from Boston in exchange for LHP **Chris Sale**.
- 7 Acquired RHPs **Lucas Giolito**, **Reynaldo Lopez** and **Dane Dunning** from Washington in exchange for OF **Adam Eaton**.
- 8 Selected RHP **Dylan Covey** from Oakland in the major-league phase of the Rule 5 Draft.
- 14 Agreed to terms with LHP **Derek Holland** on a one-year, \$6-million contract ... designated LHP **Matt Purke** for assignment.
- 17 Agreed to terms on a one-year, \$10.825-million contract with 1B **Jose Abreu**, avoiding arbitration.

## JANUARY

- 6 Claimed OF **Willy Garcia** off waivers from Pittsburgh ... designated OF **Jason Coats** for assignment.
- 13 Agreed to terms on one-year contracts with INF **Todd Frazier** (\$12 million), RHP **Miguel Gonzalez** (\$5.9 million), LHP **Dan Jennings** (\$1.4 million), RHP **Jake Petricka** (\$825,000) and RHP **Zach Putnam** (\$1,117,500), avoiding arbitration.
- 23 Agreed to terms on minor-league contracts with spring training invitations with INFs **Cody Asche** and **Everth Cabrera**, LHPs **David Holmberg** and **Cory Luebke**, C **Roberto Pena**, RHP **Blake Smith**, C **Geovany Soto** and RHP **Anthony Swarzak** ... invited RHPs **Spencer Adams**, **Zack Burdi**, **Michael Kopech**, LHPs **Aaron Bummer**, **Brian Clark**, **Jace Fry** and **Matt Purke**, C **Zack Collins**, INFs **Nicky Delmonico** and **Danny Hayes** and OF **Courtney Hawkins** to spring training.
- 30 Agreed to terms on a minor-league contract with a spring training invitation with OF **Peter Bourjos**.

FRONT OFFICE

FIELD STAFF

PLAYERS

OPPONENTS

2016 REVIEW

HISTORY

RECORDS

MINOR LEAGUES

MEDIA/ISC.

# WHITE SOX STATISTICS

## WIN-LOSS BREAKDOWN

Record.....	78-84
Final Streak.....	Lost 2
Final Homestand.....	4-3
Final Trip.....	3-6
Final 10 Games.....	6-4
Series Record.....	20-26-6
Series First Game.....	25-27
First/Second Half.....	45-43/33-41
Home/Road.....	45-36/33-48
Day/Night.....	25-30/53-54
Grass/Turf.....	74-82/4-2
Opp. Above/At-Below .500.....	47-52/31-32
vs. RHS/LHS.....	58-66/20-18
vs. AL East.....	19-14
vs. AL Central.....	32-44
vs. AL West.....	18-15
Interleague.....	9-11
Comeback Wins.....	35
Losses After Leading.....	44
W-L Last At-Bat.....	19-16
Extra Innings.....	8-7
One-Run Games.....	23-39
Two-Run Games.....	16-17
Ahead After 6/7/8.....	56-11/62-10/65-2
Behind After 6/7/8.....	11-65/10-67/4-73
Tied After 6/7/8.....	11-8/6-6/9-8
Sox/opp. Score First.....	53-35/25-49
Sox/opp. Score 4+.....	61-26/27-62
Sox/opp. Score 3 or Less.....	17-58/51-22
Sox/opp. 10+ Hits.....	45-22/15-48
April/May/June.....	17-8/11-17/12-14
July/August/Sept.-Oct.....	11-15/12-15/15-15
Average Time of Game.....	3:02

## STATISTICAL BREAKDOWN

Runs By Inning			Stats By Position		
Inn.	Sox	Opp.	Pos.	HR	RBI
1st	83	83	C	13	49
2nd	72	88	1B	25	101
3rd	78	105	2B	18	67
4th	80	65	3B	41	104
5th	79	78	SS	14	53
6th	65	95	LF	14	89
7th	79	64	CF	8	52
8th	72	78	RF	18	66
9th	60	47	DH	16	72
Extra	18	12	PH	0	3
<b>Totals</b>	<b>686</b>	<b>715</b>	<b>P</b>	<b>1</b>	<b>1</b>
			<b>Totals</b>	<b>168</b>	<b>656</b>

W-L By Runs Scored				Stats By Order		
RS	W-L	RA	W-L	No.	HR	RBI
0	0-11	0	10-0	1st	15	58
1	2-18	1	23-2	2nd	10	63
2	5-14	2	10-9	3rd	20	89
3	10-15	3	8-11	4th	38	120
4	12-8	4	11-6	5th	19	62
5	9-11	5	5-11	6th	20	65
6	7-1	6	6-10	7th	19	68
7	15-2	7	3-11	8th	15	61
8	7-3	8	0-8	9th	12	70
9	3-0	9	1-2	<b>Totals</b>	<b>168</b>	<b>656</b>
10+	8-1	10+	1-14			

## WHITE SOX VS. AL CENTRAL

	Home		Road		Total
	W	L	W	L	W L
Cleveland	5	5	3	6	8 11
Detroit	6	4	1	8	7 12
Kansas City	3	6	2	8	5 14
Minnesota	6	3	6	4	12 7
<b>Totals</b>	<b>20</b>	<b>18</b>	<b>12</b>	<b>26</b>	<b>32 44</b>

## WHITE SOX VS. AL EAST

	Home		Road		Total
	W	L	W	L	W L
Baltimore	1	2	2	2	3 4
Boston	1	2	3	1	4 3
New York	2	1	1	2	3 3
Tampa Bay	3	1	1	2	4 3
Toronto	2	1	3	0	5 1
<b>Totals</b>	<b>9</b>	<b>7</b>	<b>10</b>	<b>7</b>	<b>19 14</b>

## WHITE SOX VS. AL WEST

	Home		Road		Total
	W	L	W	L	W L
Houston	1	2	2	1	3 3
Los Angeles	2	2	0	3	2 5
Oakland	2	1	3	1	5 2
Seattle	3	1	1	2	4 3
Texas	3	0	1	2	4 2
<b>Totals</b>	<b>11</b>	<b>6</b>	<b>7</b>	<b>9</b>	<b>18 15</b>

## WHITE SOX VS. NL

	Home		Road		Total
	W	L	W	L	W L
Atlanta	1	2	0	0	1 2
Chicago	2	0	0	2	2 2
Miami	0	0	2	1	2 1
New York-NL	0	0	2	1	2 1
Philadelphia	1	1	0	2	1 3
Washington	1	2	0	0	1 2
<b>Totals</b>	<b>5</b>	<b>5</b>	<b>4</b>	<b>6</b>	<b>9 11</b>

## WHITE SOX MISCELLANEOUS

	Home		Road		Total
	W	L	W	L	W L
Shutouts	6	7	4	4	10 11
One-Run Games	15	6	8	23	23 29
Two-Run Games	7	11	9	6	16 17
vs. LH Starters	13	6	7	12	20 18
vs. RHP Starters	32	30	26	36	58 66
Day Games	15	12	10	18	25 30
Night Games	30	24	23	30	53 54



Todd Frazier, Jose Quintana and Chris Sale (L-R) represented the White Sox at the 2016 All-Star Festivities in San Diego.

# WHITE SOX STATISTICS

## WHITE SOX FINAL STATISTICS

BATTER	AVG	G	AB	R	H	TB	2B	3B	HR	RBI	SH	SF	HP	BB	IBB	SO	SB	CS	GI					PINCH HIT				
																			DP	E	SLG	OBP	AB	H	HR	RBI		
Abreu, J.	.293	159	624	67	183	292	32	1	25	100	0	9	15	47	7	125	0	2	21	10	468	.353	0	0	0	0		
+Anderson, T.	.283	99	410	57	116	177	22	6	9	30	6	1	1	13	0	117	10	2	15	14	432	.306	0	0	0	0		
Avila, A.	.213	57	169	19	36	63	6	0	7	11	0	1	1	38	0	78	0	0	3	2	373	.359	1	0	0	0		
Cabrera, M.	.296	151	591	70	175	269	42	5	14	86	3	5	0	47	2	69	2	0	17	3	455	.345	0	0	0	0		
RIGHT	.323		124	40	61	10	3	20	1	0	1	0	6	8							3	492	.351	0	0	0	0	
LEFT	.289		467	135	208	32	4	11	66	2	4	0	41	2	51						14	445	.344	0	0	0	0	
+Coats, J.	.200	28	50	8	10	17	4	0	1	4	0	1	0	2	5	0	12	1	0	1	0	340	.298	6	2	0	1	
+Davidson, M.	.500	1	2	1	1	1	0	0	0	1	0	0	0	0	0	0	0	1	0	0	0	500	.500	0	0	0	0	
Eaton, A.	.284	157	619	91	176	265	29	9	0	14	59	7	3	14	63	2	115	14	5	6	5	428	.362	1	0	0	0	
Frazier, T.	.225	158	590	89	133	274	21	0	40	98	1	7	4	64	1	163	15	5	11	12	464	.302	0	0	0	0		
Garcia, A.	.245	120	413	59	101	159	18	2	12	51	0	2	4	34	0	115	4	4	9	2	385	.307	4	1	0	0		
Garcia, L.	.229	18	48	6	11	17	1	1	1	5	0	0	1	1	0	13	2	1	0	0	354	.260	0	0	0	0		
RIGHT	.176		17	3	3	0	0	0	0	0	0	0	0	0	6						0	176	.176	0	0	0	0	
LEFT	.258		31	8	14	1	1	1	5	0	0	1	1	0	7						0	452	.303	0	0	0	0	
Jackson, A.	.254	54	181	24	46	62	12	2	0	18	2	2	1	17	0	39	2	1	3	2	343	.318	0	0	0	0		
Lawrie, B.	.248	94	351	35	87	145	22	0	12	36	0	1	2	30	1	109	7	3	3	9	413	.310	0	0	0	0		
Morneau, J.	.261	58	203	16	53	87	14	1	6	25	0	2	1	12	1	52	0	0	5	0	429	.303	5	1	0	1		
+Narvaez, O.	.267	34	101	13	27	34	4	0	1	10	0	2	0	14	1	14	0	0	0	2	337	.350	0	0	0	0		
Navarro, D.	.210	85	271	25	57	92	13	2	6	32	2	3	2	20	0	63	1	2	5	8	339	.267	3	0	0	0		
RIGHT	.232		82	19	34	6	0	3	13	1	3	1	5	0	19						1	415	.275	2	0	0	0	
LEFT	.201		189	38	58	7	2	3	19	1	0	1	15	0	44						4	307	.263	1	0	0	0	
Rollins, J.	.221	41	149	25	33	49	8	1	2	8	0	1	0	16	0	33	5	2	2	2	329	.295	2	0	0	0		
RIGHT	.455		22	10	17	2	1	1	3	0	0	0	4	0	4						0	773	.538	0	0	0	0	
LEFT	.181		127	23	32	6	0	1	5	0	1	0	12	0	29						2	252	.250	2	0	0	0	
Saladino, T.	.282	93	298	33	84	122	14	0	8	38	2	3	3	13	0	62	11	5	11	8	409	.315	3	1	0	0		
Sanchez, C.	.208	53	154	15	32	55	9	1	4	21	2	1	1	5	0	42	0	1	1	3	357	.236	5	2	0	0		
RIGHT	.167		42	7	10	0	0	1	4	1	0	0	0	0	0						0	238	.167	1	0	0	0	
LEFT	.223		112	25	45	9	1	3	17	1	1	1	5	0	32						1	402	.261	4	2	0	0	
Sanchez, H.	.143	2	7	0	1	1	0	0	0	1	0	0	0	1	0	2	0	0	0	0	143	.250	0	0	0	0		
RIGHT	.000		2	0	0	0	0	0	0	0	0	0	0	0	1						0	000	.000	0	0	0	0	
LEFT	.200		5	1	1	0	0	0	1	0	0	0	1	0	1						0	200	.333	0	0	0	0	
Sands, J.	.236	24	55	2	13	16	0	0	1	7	0	0	0	3	0	24	0	0	3	0	291	.276	7	2	0	1		
Shuck, J.	.205	81	224	27	46	67	5	2	4	14	3	1	1	12	0	21	3	3	5	2	299	.248	7	2	0	0		
+Smith, K.	.125	7	16	2	2	2	0	0	0	0	0	0	0	0	6	0	0	1	0	125	.125	0	0	0	0	0		
+Tilson, C.	.500	1	2	0	1	0	0	0	0	0	0	0	0	0	0	0	0	0	0	0	500	.500	0	0	0	0	0	
PITCHERS	.182	162	22	2	4	8	1	0	1	1	0	0	0	0	10	0	0	0	0	1	364	.182	0	0	0	0	0	
<b>CHICAGO</b>	<b>.257</b>	<b>162</b>	<b>5550</b>	<b>686</b>	<b>1428</b>	<b>2275</b>	<b>277</b>	<b>33</b>	<b>168</b>	<b>656</b>	<b>29</b>	<b>44</b>	<b>53</b>	<b>455</b>	<b>16</b>	<b>1285</b>	<b>79</b>	<b>36</b>	<b>122</b>	<b>95</b>	<b>410</b>	<b>.317</b>	<b>44</b>	<b>11</b>	<b>0</b>	<b>3</b>		
<b>OPPONENTS</b>	<b>.257</b>	<b>162</b>	<b>5524</b>	<b>715</b>	<b>1422</b>	<b>2317</b>	<b>290</b>	<b>25</b>	<b>185</b>	<b>692</b>	<b>29</b>	<b>49</b>	<b>68</b>	<b>521</b>	<b>30</b>	<b>1270</b>	<b>89</b>	<b>20</b>	<b>123</b>	<b>89</b>	<b>419</b>	<b>.326</b>	<b>88</b>	<b>18</b>	<b>5</b>	<b>18</b>		
DH	.250	162	555	64	139	220	27	3	16	72	0	4	3	55	3	164	4	1	12	0	396	.319	9	2	0	1		
<b>PITCHER</b>	<b>W</b>	<b>L</b>	<b>ERA</b>	<b>G</b>	<b>GS</b>	<b>CG</b>	<b>GF</b>	<b>SHO</b>	<b>SV</b>	<b>IP</b>	<b>H</b>	<b>R</b>	<b>ER</b>	<b>HR</b>	<b>HB</b>	<b>BB</b>	<b>IBB</b>	<b>SO</b>	<b>WP</b>	<b>BK</b>	<b>AVG</b>							
Albers, M.	2	6	6.31	58	1	0	11	0	0	51.1	67	44	36	10	3	19	1	30	4	0	.321							
+Beck, C.	2	2	6.39	25	0	0	4	0	0	25.1	31	18	18	3	2	17	1	20	0	0	.301							
Carroll, S.	0	0	11.57	3	0	0	2	0	0	2.1	2	3	3	0	1	1	0	2	0	0	.250							
+Danish, T.	0	0	10.80	3	0	0	2	0	0	1.2	6	2	2	0	0	3	1	0	0	0	.667							
Danks, J.	0	4	7.25	4	4	0	0	0	0	22.1	28	20	18	5	0	11	0	16	1	0	.322							
Duke, Z.	2	0	2.63	53	0	0	9	0	1	37.2	31	11	11	2	2	16	3	42	2	0	.225							
+Fulmer, C.	0	2	8.49	8	0	0	4	0	0	11.2	12	11	11	2	2	7	0	10	2	0	.273							
Gonzalez, M.	5	8	3.73	24	23	0	0	0	0	135.0	132	61	56	11	6	35	1	95	3	0	.254							
Jennings, D.	4	3	2.08	64	0	0	15	0	1	60.2	57	18	14	1	3	28	0	46	4	0	.259							
Johnson, E.	0	2	6.94	2	2	0	0	0	0	11.2	14	9	9	5	0	6	0	11	0	0	.304							
Jones, N.	5	3	2.29	71	0	0	11	0	3	70.2	48	20	18	7	3	15	3	80	7	0	.190							
Kahle, T.	0	1	2.63	29	0	0	12	0	1	27.1	21	8	8	2	0	20	3	25	3	0	.212							
Latos, M.	6	2	4.62	11	11	0	0	0	0	60.1	63	33	31	10	1	25	1	32	1	0	.270							
+Minaya, J.	1	0	4.35	11	0	0	3	0	0	10.1	10	6	5	0	2	5	0	6	0	0	.250							
Petricoa, J.	0	0	4.50	9	0	0	1	0	0	8.0	8	5	4	1	0	8	0	7	3	0	.267							
+Purke, M.	0	1	5.50	12	0	0	7	0	0	18.0	20	12	11	0	0	12	1	15	2	0	.278							
Putnam, Z.	1	0	2.30	25	0	0	6	0	0	27.1	25	7	7	2	0	11	1	30	2	0	.248							
Quintana, J.	13	12	3.20	32	32	0	0	0	0	208.0	192	76	74	22	4	50	1	181	10	1	.246							
Ranaudo, A.	0	1	8.46	7	5	0	2	0	0	27.2	34	26	26	9	0	12	0	16	1	0	.293							
Robertson, D.	5	3	3.47	62	0	0	48	0	37	62.1	53	24	24	6	1	32	4	75	1	0	.231							
Rodon, C.	9	10	4.04	28	28	0	0	0	0	165.0	176	82	74	23	6	54	3	168	11	1	.273							
Sale, C.	17	10	3.34	32	32	6	0	1	0	226.2	190	88	84	27	17	45	2	233	2	0	.227							
Shields, J.	4	12	6.77	22	22	1	0	0	0	114.1	139	89	86	31	7	55	1	78	7	0	.296							
Shuck, J.	0	0	9.00	1	0	0	1	0	0	1.0	1	1	1	1	0	0	0	0	0	0	.250							
+Smith, B.	0	0	6.23	5	0	0	1	0	0	4.1	7	3	3	1	1	0	0	1	0	0	.350							
Turner, J.	1	2	6.57	18	2	0	8	0	0	24.2	33	27	18	5	2	16	1	18	2	0	.324							
Webb, D.	0	0	0.00	1	0	0	1	0	0	1.0	2	0	0	0	0	1	0	3	0	0	.400							
+Ynoa, M.	1	0	3.00	23	0	0	7	0	0	30.0	20	11	10	0	5	17	2	30	4	0	.183							
<b>CHICAGO</b>	<b>78</b>	<b>84</b>	<b>4.10</b>	<b>162</b>	<b>162</b>																							

# WHITE SOX STATISTICS

## WHITE SOX TEAM BATTING PROFILE

BATTER	GI															PINCH HIT			RBI							
	AVG	G	AB	R	H	TB	2B	3B	HR	RBI	SH	SF	HP	BB	IBB	SO	SB	CS		DP	E	SLG	OBP	AB	H	HR
Abreu, J.	.293	159	624	67	183	292	32	1	25	100	0	9	15	47	7	125	0	2	21	10	.468	.353	0	0	0	0
Anderson, T.	.283	98	410	57	116	177	22	6	9	30	6	1	1	13	0	117	10	2	15	14	.432	.306	0	0	0	0
Avila, A.	.213	57	169	19	37	63	6	0	7	11	0	1	1	38	0	78	0	0	3	2	.373	.359	1	0	0	0
Cabrera, M.	.296	151	591	70	176	269	42	5	14	86	3	5	0	47	2	69	2	0	17	3	.455	.345	0	0	0	0
Coats, J.	.200	24	50	8	10	17	4	0	1	4	1	0	2	5	0	12	1	0	1	0	.340	.298	6	2	0	1
Davidson, M.	.500	1	2	1	1	1	0	0	0	1	0	0	0	0	1	0	0	0	0	0	.500	.500	0	0	0	0
Eaton, A.	.284	155	619	91	176	265	29	9	14	59	7	3	14	63	2	115	14	5	6	5	.428	.362	1	0	0	0
Frazier, T.	.225	158	590	89	133	274	21	0	40	98	1	7	4	64	1	163	15	5	11	12	.464	.302	0	0	0	0
Garcia, A.	.245	120	413	59	101	159	18	2	12	51	0	2	4	34	0	115	4	4	9	2	.385	.307	4	1	0	0
Garcia, L.	.229	15	48	6	11	17	1	1	1	5	0	0	1	1	0	13	2	1	0	0	.354	.260	0	0	0	0
Jackson, A.	.254	53	181	24	46	62	12	2	0	18	2	2	1	17	0	39	2	1	3	2	.343	.318	0	0	0	0
Lawrie, B.	.248	94	351	35	87	145	22	0	12	36	0	1	2	30	2	109	7	3	3	9	.413	.310	0	0	0	0
Morneau, J.	.261	58	203	16	53	87	14	1	6	25	0	2	1	12	1	52	0	0	5	0	.429	.303	5	1	0	1
Narvaez, O.	.267	32	101	13	27	34	4	0	1	10	0	2	0	14	1	14	0	0	0	2	.337	.350	0	0	0	0
Navarro, D.	.210	82	271	25	57	92	13	2	6	32	2	3	2	20	0	63	1	2	5	8	.339	.267	3	0	0	0
Rollins, J.	.221	41	149	25	33	49	8	1	2	8	0	1	0	16	0	33	5	2	2	2	.329	.295	2	0	0	0
Saladino, T.	.282	87	298	33	84	122	14	0	8	38	2	3	3	13	0	62	11	5	11	8	.409	.315	3	1	0	0
Sanchez, C.	.208	49	154	15	32	55	9	1	4	21	2	1	1	5	0	42	0	1	1	3	.357	.236	5	2	0	0
Sanchez, H.	.143	2	7	0	1	1	0	0	0	1	0	0	0	1	0	2	0	0	0	0	.143	.250	0	0	0	0
Sands, J.	.236	23	55	2	13	16	0	0	1	7	0	0	0	3	0	24	0	0	3	0	.291	.276	7	2	0	1
Shuck, J.	.205	77	224	27	46	67	5	2	4	14	3	1	1	12	0	21	3	3	5	2	.299	.248	7	2	0	0
Smith, K.	.125	6	16	2	2	2	0	0	0	0	0	0	0	0	0	6	0	0	1	0	.125	.125	0	0	0	0
Tilson, C.	.500	1	2	0	1	1	0	0	0	0	0	0	0	0	0	0	0	0	0	0	.500	.500	0	0	0	0
<b>TOTALS</b>	<b>.257</b>	<b>162</b>	<b>5550</b>	<b>686</b>	<b>1428</b>	<b>2275</b>	<b>277</b>	<b>33</b>	<b>168</b>	<b>656</b>	<b>29</b>	<b>44</b>	<b>53</b>	<b>455</b>	<b>16</b>	<b>1285</b>	<b>77</b>	<b>36</b>	<b>122</b>	<b>84</b>	<b>.410</b>	<b>.317</b>	<b>44</b>	<b>11</b>	<b>0</b>	<b>3</b>

vs. Left	.269	1233	172	332	529	65	6	40	164	8	10	11	101	3	299	11	6	24		.429	.328	17	4	0	2	
vs. Right	.254	4317	514	1096	1746	212	27	128	492	21	34	42	354	13	986	66	30	98		.404	.314	27	7	0	1	
Home	.261	81	2659	345	694	1112	131	19	83	330	17	26	27	231	11	606	47	16	60	41	.418	.323	14	3	0	1
Road	.254	81	2891	341	734	1163	146	14	85	326	12	18	26	224	5	679	30	20	62	43	.402	.311	30	8	0	2
Day	.249	55	1883	210	468	729	76	7	57	199	15	14	23	144	4	461	30	14	41	18	.387	.308	13	1	0	0
Night	.262	107	3667	476	960	1546	201	26	111	457	14	30	30	311	12	824	47	22	81	66	.422	.322	31	10	0	3
Grass	.258	156	5345	660	1377	2196	265	31	164	630	29	41	51	439	16	1238	75	35	117	83	.411	.318	43	10	0	3
Turf	.249	6	205	26	51	79	12	2	4	26	0	3	2	16	0	47	2	1	5	1	.385	.305	1	1	0	0

Runners on	.261	162	2314	581	604	933	110	15	63	551	29	44	24	216	16	511	77	36	122		.403	.325	17	3	0	3
None on	.255	162	3236	105	824	1342	167	18	105	105	0	0	29	239	0	774	0	0	0		.415	.312	27	8	0	0
RISP	.265	161	1288	486	341	496	58	8	27	457	17	44	14	137	16	304	21	1	40		.385	.332	9	3	0	3
RISP2OUT	.243	159	613	203	149	223	29	3	13	192	0	0	7	67	6	153	9	0	0		.364	.325	7	2	0	2
Innings 1-6	.258	162	3724	457	962	1558	189	25	119	434	16	28	32	286	3	802	50	26	91		.418	.314	6	0	0	0
Innings 7+	.255	161	1826	229	466	717	88	8	49	222	13	16	21	169	13	483	27	10	31		.393	.323	38	11	0	3

vs. A.L.	.260	142	4885	606	1268	2020	246	31	148	579	26	38	47	390	15	1127	63	32	100		.414	.318	31	9	0	2
vs. N.L.	.241	20	665	80	160	255	31	2	20	77	3	6	6	65	1	158	14	4	22		.383	.311	13	2	0	1
ATL	.294	3	102	13	30	43	4	0	3	12	0	2	1	3	0	20	2	1	6	2	.422	.315	0	0	0	0
BAL	.264	7	239	31	63	103	11	1	9	29	0	2	5	21	0	59	4	1	9	7	.431	.333	1	1	0	0
BOS	.233	7	232	30	54	90	8	2	8	25	1	2	4	30	1	59	1	3	8	3	.388	.328	2	1	0	0
CHI	.195	4	123	10	24	38	5	0	3	10	1	0	0	12	0	35	2	0	3	4	.309	.267	2	0	0	0
CLE	.245	19	644	79	158	260	35	5	19	74	4	2	2	48	4	166	10	2	11	12	.404	.299	3	2	0	0

DET	.266	19	646	80	172	272	32	4	20	79	3	9	10	54	2	131	10	3	17	10	.421	.328	4	1	0	1
MIA	.306	3	108	16	33	50	8	0	3	15	1	1	1	14	1	25	5	0	4	0	.463	.387	4	1	0	1
HOU	.252	6	210	21	53	81	14	4	2	21	0	2	1	18	0	60	4	0	3	4	.386	.312	0	0	0	0
KC	.259	19	661	67	171	249	25	1	17	65	6	4	4	40	0	149	6	5	13	10	.377	.303	7	1	0	0
LAA	.187	7	214	10	40	68	11	1	5	9	3	0	0	16	2	51	4	3	4	5	.318	.243	2	0	0	0
MIN	.279	19	698	98	195	298	42	2	19	94	4	3	6	53	4	165	9	3	11	8	.427	.334	4	1	0	0
NYJ	.250	6	200	26	50	79	14	0	5	26	2	1	1	20	0	51	2	3	2	5	.395	.320	4	0	0	0
NYM	.160	3	106	8	17	28	2	0	3	8	1	1	1	11	0	31	4	2	2	2	.264	.244	4	0	0	0
OAK	.243	7	235	26	57	82	8	1	5	24	0	2	2	10	0	46	4	2	2	3	.349	.277	0	0	0	0
PHI	.269	4	130	21	35	66	6	2	7	20	0	1	1	13	0	20	1	1	6	1	.508	.338	3	1	0	0

SEA	.289	7	242	35	70	120	9	4	11	35	1	3	4	19	1	49	2	3	6	2	.496	.347	2	0	0	0
TB	.243	7	230	29	56	97	13	2	8	27	0	2	3	13	0	58	3	1	4	2	.422	.290	2	2	0	1
TEX	.294	6	221	37	65	103	13	2	7	35	1	3	4	28	1	39	0	2	5	2	.466	.379	0	0	0	0
TOR	.300	6	213	37	64	118	11	2	13	36	1	3	1	20	0	44	4	1	5	1	.554	.359	0	0	0	0
WSH	.219	3	96	12	21	30	6	0	1	12	0	1	2	12	0	27	0	0	1	1	.313	.315	0	0	0	0



# WHITE SOX STATISTICS

## WHITE SOX TEAM PITCHING PROFILE

PITCHER	W	L	ERA	G	GS	CG	SHO	GF	SV	IP	H	R	ER	HR	SH	SF	HB	BB	IB	SO	WP	BK	AVG	SLG	OBP
Albers, M.	2	6	6.31	58	1	0	0	11	0	51.1	67	44	36	10	3	2	3	19	1	30	4	0	.321	.560	.382
Beck, C.	2	2	6.39	25	0	0	0	4	0	25.1	31	18	18	3	0	1	2	17	1	20	0	0	.301	.447	.407
Carroll, S.	0	0	11.57	3	0	0	0	2	0	2.1	2	3	3	0	0	0	1	1	0	2	0	0	.250	.375	.400
Danish, T.	0	0	10.80	3	0	0	0	2	0	1.2	6	2	2	0	0	0	0	3	1	0	0	0	.667	.667	.750
Danks, J.	4	4	7.25	4	4	0	0	0	0	22.1	28	20	18	5	0	2	0	11	0	16	1	0	.322	.575	.390
Duke, Z.	2	0	2.63	53	0	0	0	9	1	37.2	31	11	11	2	2	1	2	16	3	42	2	0	.225	.341	.312
Fulmer, C.	0	2	8.49	8	0	0	0	4	0	11.2	12	11	11	2	0	0	2	7	0	10	2	0	.273	.477	.396
Gonzalez, M.	5	8	3.73	24	23	0	0	0	0	135.0	132	61	56	11	1	5	6	35	1	95	3	0	.254	.380	.306
Jennings, D.	4	3	2.08	64	0	0	0	15	1	60.2	57	18	14	1	2	6	3	28	0	46	4	0	.259	.336	.342
Johnson, E.	0	2	6.94	2	2	0	0	0	0	11.2	14	9	9	5	0	1	0	6	0	11	0	0	.304	.717	.377
Jones, N.	5	3	2.29	71	0	0	0	11	3	70.2	48	20	18	7	2	2	3	15	3	80	7	0	.190	.310	.243
Kahle, T.	0	1	2.63	29	0	0	0	12	1	27.1	21	8	8	2	0	0	0	20	3	25	3	0	.212	.333	.345
Latos, M.	6	2	4.62	11	11	0	0	0	0	60.1	63	33	31	10	2	4	1	25	1	32	1	0	.270	.451	.338
Minaya, J.	1	0	4.35	11	0	0	0	3	0	10.1	10	6	5	0	0	0	2	5	0	6	0	0	.250	.350	.362
Petricka, J.	0	0	4.50	9	0	0	0	1	0	8.0	8	5	4	1	1	0	0	8	0	7	3	0	.267	.433	.421
Purke, M.	0	1	5.50	12	0	0	0	7	0	18.0	20	12	11	0	0	0	0	12	1	15	2	0	.278	.431	.381
Putnam, Z.	1	0	2.30	25	0	0	0	6	0	27.1	25	7	7	2	0	2	0	11	1	30	2	0	.248	.327	.316
Quintana, J.	13	12	3.20	32	32	0	0	0	0	208.0	192	76	74	22	2	2	4	50	1	181	10	1	.214	.333	.295
Ranaudo, A.	0	1	8.46	7	5	0	0	2	0	27.2	34	26	26	9	0	2	0	12	0	16	1	0	.293	.586	.354
Robertson, D.	5	3	3.47	62	0	0	0	48	37	62.1	53	24	24	6	3	2	1	32	4	75	1	0	.231	.358	.326
Rodon, C.	9	10	4.04	28	28	0	0	0	0	165.0	176	82	74	23	4	6	6	54	3	168	11	1	.273	.430	.332
Sale, C.	17	10	3.34	32	32	6	1	0	0	226.2	190	88	84	27	5	3	17	45	2	233	2	0	.227	.372	.279
Shields, J.	4	12	6.77	22	22	1	0	0	0	114.1	139	89	86	31	1	4	7	55	1	78	7	0	.296	.574	.376
Shuck, J.	0	0	9.00	1	0	0	0	1	0	1.0	1	1	1	0	0	0	0	0	0	0	0	0	.250	.500	.250
Smith, B.	0	0	6.23	5	0	0	0	1	0	4.1	7	3	3	1	0	0	1	0	0	1	0	0	.350	.550	.381
Turner, J.	1	2	6.57	18	2	0	0	8	0	24.2	33	27	18	5	0	2	2	16	1	18	2	0	.324	.588	.418
Webb, D.	0	0	0.00	1	0	0	0	1	0	1.0	2	0	0	0	0	0	0	1	0	3	0	0	.400	.400	.500
Ynoa, M.	1	0	3.00	23	0	0	0	7	0	30.0	20	11	10	0	1	2	5	17	2	30	4	0	.183	.257	.316

<b>TOTALS</b>	<b>78</b>	<b>84</b>	<b>4.12</b>	<b>162</b>	<b>162</b>	<b>7</b>	<b>1</b>	<b>155</b>	<b>43</b>	<b>1446.2</b>	<b>1422</b>	<b>715</b>	<b>662</b>	<b>185</b>	<b>29</b>	<b>49</b>	<b>68</b>	<b>521</b>	<b>30</b>	<b>1270</b>	<b>72</b>	<b>2</b>	<b>.257</b>	<b>.419</b>	<b>.326</b>
---------------	-----------	-----------	-------------	------------	------------	----------	----------	------------	-----------	---------------	-------------	------------	------------	------------	-----------	-----------	-----------	------------	-----------	-------------	-----------	----------	-------------	-------------	-------------

vs. Left										441				59	6	21	22	196	13	423	26	2	240	.398	.317
vs. Right										981				126	23	28	46	325	17	847	46	2	266	.430	.331

Home	45	36	3.75	81	81	2	0	79	23	736.0	702	329	307	102	6	27	31	240	15	661	37	2	251	.417	.314
Road	33	48	4.50	81	81	5	1	76	20	710.2	720	386	355	83	23	22	37	281	15	609	35	0	264	.422	.338

Day	25	30	3.89	55	55	0	0	55	17	494.2	467	221	214	69	14	16	21	185	12	432	24	1	252	.415	.324
Night	53	54	4.24	107	107	7	1	100	26	952.0	955	494	448	116	15	33	47	336	18	838	48	1	260	.421	.328

Grass	74	82	4.18	156	156	6	0	150	42	1394.2	1380	699	647	180	29	49	67	508	30	1216	68	2	259	.422	.328
Turf	4	2	2.60	6	6	1	1	5	1	52.0	42	16	15	5	0	0	1	13	0	54	4	0	219	.349	.272

vs. AL	69	73	4.06	142	142	7	1	135	37	1268.2	1243	620	573	158	24	44	57	449	26	1124	61	2	257	.416	.324
vs. NL	9	11	4.50	20	20	0	0	20	6	178.0	179	95	89	27	5	5	11	72	4	146	11	0	263	.442	.341

ATL	1	2	5.67	3	3	0	0	3	1	27.0	29	17	17	8	0	1	1	10	3	20	3	0	276	.590	.342
BAL	3	4	5.31	7	7	0	0	7	1	61.0	79	43	36	13	0	2	3	28	1	48	6	0	312	.518	.385
BOS	4	3	4.06	7	7	0	0	7	4	64.1	63	29	29	6	0	4	3	34	2	53	1	0	261	.382	.355
CHI	2	2	3.71	4	4	0	0	4	1	34.0	29	15	14	4	0	0	2	18	1	25	0	0	227	.375	.331
CLE	8	11	4.47	19	19	0	0	19	3	167.0	170	88	83	20	2	9	7	60	2	146	10	2	264	.440	.330
DET	7	12	5.18	19	19	1	0	18	4	166.2	190	101	96	25	6	7	8	77	9	141	9	0	290	.478	.368
MIA	2	1	4.85	3	3	0	0	3	2	26.0	27	14	14	2	2	1	2	7	0	21	2	0	278	.402	.336
HOU	3	3	3.44	6	6	1	0	5	2	55.0	44	24	21	10	1	2	1	16	2	51	0	0	216	.382	.274
KC	5	14	4.28	19	19	1	0	18	3	170.1	184	85	81	19	7	5	9	41	5	161	6	0	277	.420	.325
LAA	2	5	3.60	7	7	1	0	6	2	60.0	47	27	24	3	3	1	2	20	1	32	1	0	222	.330	.294
MIN	12	7	3.77	19	19	0	0	19	8	174.1	150	86	73	25	3	4	10	68	3	179	14	0	231	.411	.312
NY Yankees	3	3	3.12	6	6	1	0	5	0	52.0	57	21	18	6	0	2	1	14	0	37	2	0	270	.436	.316
NY Mets	2	1	1.20	3	3	0	0	3	1	30.0	22	6	4	2	2	2	0	18	0	28	0	0	214	.282	.325
OAK	5	2	3.19	7	7	0	0	7	4	62.0	55	23	22	6	0	1	3	17	0	59	5	0	230	.347	.288
PHI	1	3	5.29	4	4	0	0	4	0	34.0	37	21	20	5	1	0	5	9	0	30	3	0	272	.463	.340
SEA	4	3	3.23	7	7	1	0	6	1	64.0	46	24	23	9	0	3	5	19	0	63	0	0	204	.360	.278
TB	4	3	2.95	7	7	1	1	6	1	61.0	54	22	20	5	0	1	4	13	0	53	4	0	237	.373	.289
TEX	4	2	4.26	6	6	0	0	6	1	57.0	56	27	27	6	2	3	0	23	1	46	1	0	262	.407	.329
TOR	5	1	3.33	6	6	0	0	6	3	54.0	48	20	20	5	0	0	1	19	0	55	2	2	335	.368	.304
WSH	1	2	6.67	3	3	0	0	3	1	27.0	35	22	20	6	0	1	1	10	0	22	3	0	.313	.536	.371

FRONT OFFICE  
FIELD STAFF  
PLAYERS

# AMERICAN LEAGUE STATISTICS

## AMERICAN LEAGUE CLUB BATTING

CLUB	AVG	G	AB	R	OR	H	TB	2B	3B	HR	GS	RBI	SH	SF	HP	BB	SO	SB	CS	DP	LOB	SHO	SLG	OBP
BOS	.282	162	5670	878	694	1598	2615	343	25	208	6	836	8	40	43	558	1160	83	24	137	1162	6	.461	.348
DET	.267	161	5526	750	721	1476	2421	252	30	211	4	719	17	38	53	493	1303	58	29	135	1105	12	.438	.331
TEX	.262	162	5525	765	757	1446	2394	257	23	215	5	746	18	40	70	436	1220	99	36	114	1038	8	.433	.322
CLE	.262	161	5484	777	676	1435	2356	308	29	185	0	733	31	60	49	531	1246	134	31	137	1084	7	.430	.329
KC	.261	162	5552	675	712	1450	2221	264	33	147	3	640	38	34	45	382	1224	121	35	134	1049	11	.400	.312
LAA	.260	162	5431	717	727	1410	2197	279	20	156	3	686	36	49	51	471	991	73	34	147	1037	7	.405	.322
SEA	.259	162	5583	768	707	1446	2400	251	17	223	5	735	24	41	72	506	1288	56	28	138	1099	6	.430	.326
<b>SOX</b>	<b>.257</b>	<b>162</b>	<b>5550</b>	<b>686</b>	<b>715</b>	<b>1428</b>	<b>2275</b>	<b>277</b>	<b>33</b>	<b>168</b>	<b>3</b>	<b>656</b>	<b>29</b>	<b>44</b>	<b>53</b>	<b>455</b>	<b>1285</b>	<b>77</b>	<b>36</b>	<b>122</b>	<b>1105</b>	<b>11</b>	<b>.410</b>	<b>.317</b>
BAL	.256	162	5524	744	715	1413	2449	265	6	253	6	710	17	36	44	468	1324	19	13	119	1065	6	.443	.317
NY Yankees	.252	162	5458	680	702	1378	2212	245	20	183	4	647	21	49	42	475	1188	72	22	121	1098	13	.405	.315
MIN	.251	162	5618	722	889	1409	2367	288	35	200	2	690	27	43	44	513	1426	91	32	96	1124	8	.421	.316
TOR	.248	162	5479	759	666	1358	2333	276	18	221	3	728	26	40	55	632	1362	54	24	153	1120	8	.426	.330
HOU	.247	162	5545	724	701	1367	2310	291	29	198	5	689	27	31	47	554	1452	102	44	134	1086	8	.417	.319
OAK	.246	162	5500	653	761	1352	2171	270	21	169	2	634	13	34	33	442	1145	50	23	142	1036	11	.395	.304
TB	.243	162	5481	672	713	1333	2333	288	32	216	1	647	18	28	69	449	1482	60	37	88	1060	10	.426	.307
<b>TOT</b>	<b>.257</b>		<b>82926</b>		<b>10856</b>		<b>35054</b>		<b>371</b>	<b>52</b>		<b>350</b>		<b>770</b>		<b>19096</b>		<b>448</b>		<b>16268</b>			<b>.423</b>	
		<b>1214</b>		<b>10970</b>		<b>21299</b>		<b>4154</b>		<b>2953</b>		<b>10496</b>		<b>607</b>		<b>7365</b>		<b>1149</b>		<b>1917</b>		<b>132</b>		<b>.321</b>

## AMERICAN LEAGUE CLUB PITCHING

CLUB	W	L	ERA	G	CG	SHO	REL	SV	IP	H	R	ER	HR	HB	BB	SO	WP	BK	AVG
TOR	89	73	3.78	162	0	10	487	43	1459.1	1340	666	613	183	59	461	1314	50	7	.242
CLE	94	67	3.84	161	5	11	504	37	1445.0	1330	676	617	186	34	461	1398	49	7	.243
SEA	86	76	4.00	162	2	8	476	49	1457.0	1410	707	647	213	55	460	1318	52	7	.253
BOS	93	69	4.00	162	9	5	463	43	1439.2	1342	694	640	176	65	490	1362	52	0	.246
HOU	84	78	4.06	162	2	8	500	44	1468.0	1441	701	663	181	39	453	1396	98	2	.256
<b>SOX</b>	<b>78</b>	<b>84</b>	<b>4.10</b>	<b>162</b>	<b>7</b>	<b>10</b>	<b>481</b>	<b>43</b>	<b>1446.2</b>	<b>1422</b>	<b>715</b>	<b>659</b>	<b>185</b>	<b>68</b>	<b>521</b>	<b>1270</b>	<b>72</b>	<b>2</b>	<b>.257</b>
NY Yankees	84	78	4.16	162	0	10	483	48	1428.1	1358	702	660	214	57	444	1393	52	2	.248
KB	68	94	4.20	162	1	8	485	42	1426.1	1395	713	665	210	32	491	1357	61	7	.255
TC	81	81	4.21	162	3	7	472	41	1440.0	1433	712	674	206	60	517	1287	55	7	.259
BAL	89	73	4.22	162	1	9	443	54	1432.0	1408	715	671	183	51	545	1248	59	3	.258
DET	86	75	4.24	161	3	8	476	47	1428.0	1417	721	672	182	51	462	1232	44	4	.260
LAA	74	88	4.28	162	4	12	527	29	1421.1	1480	727	676	208	56	498	1136	47	10	.269
TEX	95	67	4.37	162	1	6	479	56	1443.0	1441	757	700	201	53	534	1154	45	5	.260
OAK	69	93	4.51	162	2	7	492	42	1433.1	1459	761	718	185	50	464	1188	70	3	.263
MIN	59	103	5.08	162	4	3	533	26	1443.0	1617	889	814	221	41	479	1191	83	7	.283
<b>TOT</b>	<b>1229</b>	<b>1199</b>	<b>4.20</b>	<b>1624</b>	<b>44</b>	<b>122</b>	<b>7301</b>	<b>644</b>	<b>21611.0</b>	<b>21293</b>	<b>10856</b>	<b>10089</b>	<b>2934</b>	<b>771</b>	<b>7280</b>	<b>19244</b>	<b>889</b>	<b>73</b>	<b>.257</b>

## AMERICAN LEAGUE CLUB FIELDING

CLUB	PCT	G	PO	A	E	TC	DP	TP	PB
HOUSTON	.987	162	4404	1599	77	6080	135	0	18
DETROIT	.987	161	4284	1537	75	5896	148	0	5
BOSTON	.987	162	4319	1427	75	5821	139	0	37
BALTIMORE	.987	162	4296	1579	80	5955	165	0	4
TORONTO	.986	162	4378	1622	88	6088	144	0	29
NEW YORK	.985	162	4285	1536	86	5907	116	0	14
SEATTLE	.985	162	4371	1575	89	6035	158	0	11
CLEVELAND	.985	161	4335	1608	89	6032	126	0	12
KANSAS CITY	.984	162	4320	1526	94	5940	134	0	7
<b>CHICAGO</b>	<b>.984</b>	<b>162</b>	<b>4340</b>	<b>1536</b>	<b>95</b>	<b>5971</b>	<b>148</b>	<b>3</b>	<b>8</b>
TEXAS	.984	162	4329	1655	97	6081	190	0	11
OAKLAND	.984	162	4300	1630	97	6027	152	0	11
TAMPA BAY	.984	162	4279	1410	94	5783	129	0	13
LOS ANGELES	.983	162	4264	1483	97	5844	148	0	7
MINNESOTA	.979	162	4329	1610	126	6065	172	0	9
<b>TOTALS</b>	<b>.985</b>	<b>1214</b>	<b>64833</b>	<b>23333</b>	<b>1359</b>	<b>89525</b>	<b>2204</b>	<b>3</b>	<b>196</b>

# NATIONAL LEAGUE STATISTICS

## NATIONAL LEAGUE CLUB BATTING

CLUB	AVG	G	AB	R	OR	H	TB	2B	3B	HR	GS	RBI	SH	SF	HP	BB	SO	SB	CS	DP	LOB	SHO	SLG	OBP
COL	.275	162	5614	845	860	1544	2568	318	47	204	7	805	54	34	40	494	1330	66	39	113	1089	5	.457	.336
MIA	.263	161	5547	655	682	1460	2187	259	42	128	3	626	46	38	54	447	1213	71	28	140	1171	12	.394	.322
ARI	.261	162	5665	752	890	1479	2446	285	56	190	1	709	43	38	50	463	1427	137	31	117	1113	6	.432	.320
SF	.258	162	5565	715	631	1437	2215	280	54	130	2	675	42	46	42	572	1107	79	36	120	1188	13	.398	.329
PIT	.257	162	5542	729	758	1426	2226	277	32	153	4	696	41	36	81	561	1334	110	45	133	1173	9	.402	.332
CHI	.256	162	5503	808	556	1409	2359	293	30	199	5	767	42	37	96	656	1339	66	34	107	1217	6	.429	.343
CIN	.256	162	5487	716	854	1403	2238	277	33	164	2	678	58	44	52	452	1284	139	51	129	1014	10	.408	.316
WAS	.256	162	5490	763	612	1403	2338	268	29	203	7	735	48	63	64	536	1252	121	39	102	1105	7	.426	.326
STL	.255	162	5548	779	712	1415	2453	299	32	225	5	745	37	41	70	526	1318	35	26	117	1113	8	.442	.325
ATL	.255	161	5514	649	779	1404	2119	295	27	122	0	615	64	52	59	502	1240	75	34	145	1161	12	.384	.321
LAD	.249	162	5518	725	638	1376	2257	272	21	189	7	680	30	32	58	525	1321	45	26	120	1106	12	.409	.319
NYM	.246	162	5459	671	617	1342	2274	240	19	218	7	649	35	41	62	517	1302	42	18	123	1120	10	.417	.316
MIL	.244	162	5330	671	733	1299	2168	249	19	194	3	641	53	39	37	599	1543	181	56	131	1071	8	.407	.322
PHI	.240	162	5434	610	796	1305	2089	231	35	161	2	574	46	30	58	424	1376	96	45	112	1043	11	.384	.301
SD	.235	162	5419	686	770	1275	2115	257	26	177	3	654	36	36	58	449	1500	125	45	93	965	15	.390	.299
<b>TOT</b>	<b>.254</b>	<b>82635</b>	<b>10888</b>	<b>34052</b>	<b>502</b>	<b>58</b>	<b>675</b>	<b>881</b>	<b>19886</b>	<b>553</b>	<b>16649</b>	<b>.412</b>	<b>1214</b>	<b>10774</b>	<b>20977</b>	<b>4100</b>	<b>2657</b>	<b>10249</b>	<b>607</b>	<b>7723</b>	<b>1388</b>	<b>1802</b>	<b>144</b>	<b>.322</b>

## NATIONAL LEAGUE CLUB PITCHING

CLUB	W	L	ERA	G	CG	SHO	REL	SV	IP	H	R	ER	HR	HB	BB	SO	WP	BK	AVG
CHI	103	58	3.15	162	5	15	503	38	1459.2	1125	556	511	163	63	495	1441	80	0	.212
WAS	95	67	3.51	162	1	12	508	46	1459.2	1272	612	570	155	57	468	1476	47	4	.234
NYM	87	75	3.57	162	1	13	538	55	1447.0	1397	617	574	152	35	439	1396	50	7	.254
SF	87	75	3.65	162	10	11	575	43	1460.1	1334	631	593	158	46	439	1309	40	6	.243
LAD	91	71	3.70	162	3	15	607	47	1453.0	1266	638	598	165	53	464	1510	58	5	.233
MIA	79	82	4.05	161	0	12	559	55	1435.0	1358	682	646	152	61	595	1379	66	3	.251
STL	86	76	4.08	162	2	10	481	38	1448.1	1432	712	656	159	52	475	1290	50	1	.258
MIL	73	89	4.08	162	0	7	513	46	1434.1	1450	733	650	178	66	532	1175	48	2	.263
PIT	78	83	4.21	162	5	5	525	51	1450.2	1490	758	679	180	68	533	1232	71	7	.267
SD	68	94	4.43	162	1	9	510	35	1440.0	1425	770	708	183	53	569	1222	67	3	.258
ATL	68	93	4.51	161	1	9	587	39	1447.2	1414	779	725	177	70	547	1227	83	4	.256
PHI	71	91	4.63	162	4	12	505	43	1437.0	1468	796	739	213	51	466	1299	57	9	.265
COL	75	87	4.91	162	2	9	533	37	1429.1	1532	860	779	181	70	547	1223	72	5	.274
CIN	68	94	4.91	162	2	8	484	28	1442.0	1457	854	786	258	78	636	1241	61	12	.263
ARI	69	93	5.09	162	2	7	575	31	1451.1	1563	890	821	202	57	603	1318	69	7	.275
<b>TOT</b>	<b>1198</b>	<b>1228</b>	<b>4.16</b>	<b>1214</b>	<b>39</b>	<b>154</b>	<b>8003</b>	<b>632</b>	<b>21695.1</b>	<b>20983</b>	<b>10888</b>	<b>10035</b>	<b>2676</b>	<b>880</b>	<b>7808</b>	<b>19738</b>	<b>919</b>	<b>75</b>	<b>.254</b>

## NATIONAL LEAGUE CLUB FIELDING

CLUB	PCT	G	PO	A	E	TC	DP	TP	PB
SAN FRANCISCO	.988	162	4381	1639	72	6092	136	0	6
WASHINGTON	.988	162	4379	1425	73	5877	142	1	17
LOS ANGELES	.986	162	4359	1448	80	5887	101	0	13
MIAMI	.985	161	4305	1506	86	5897	137	0	9
NEW YORK	.985	162	4341	1519	90	5950	138	0	8
PHILADELPHIA	.984	162	4311	1503	97	5911	142	1	10
ARIZONA	.983	162	4354	1663	101	6118	143	0	17
CHICAGO	.983	162	4379	1635	101	6115	116	0	12
ATLANTA	.983	161	4343	1565	101	6009	134	0	14
CINCINNATI	.983	162	4326	1549	102	5977	142	0	9
ST. LOUIS	.983	162	4345	1747	107	6199	169	0	10
PITTSBURGH	.982	162	4352	1745	111	6208	172	0	17
COLORADO	.982	162	4288	1749	110	6147	148	0	13
SAN DIEGO	.982	162	4320	1623	109	6052	165	0	13
MILWAUKEE	.978	162	4303	1671	136	6110	145	2	8
<b>TOTALS</b>	<b>.984</b>	<b>1214</b>	<b>65086</b>	<b>23987</b>	<b>1476</b>	<b>90549</b>	<b>2130</b>	<b>4</b>	<b>176</b>

# THE LAST TIME IT HAPPENED

## WHITE SOX PLAYERS

Perfect game	Philip Humber, April 21, 2012 at Seattle (W, 4-0)
No-hitter	Philip Humber, April 21, 2012 at Seattle (W, 4-0)
Complete game, one-hitter	Jeff Samardzija, September 21, 2015 at Detroit-1 (W, 2-0)
15 or more strikeouts, one game	Chris Sale, August 16, 2015 vs. Cubs (15)
Four strikeouts, one inning	Wilson Alvarez, July 21, 1997 at Detroit (7th inning)
10.0-plus IP	Alex Fernandez, October 1, 1995 vs. Minnesota (10.0 IP)
Consecutive shutouts	Jack McDowell (9.0 IP), July 1, 1994 vs. Milwaukee (W, 8-0); Alex Fernandez (9.0 IP), July 2, 1994 vs. Milwaukee (W, 5-0)
Consecutive shutouts, same pitcher	Jon Garland, April 25-May 1, 2005
<b>Two consecutive complete games, same pitcher</b>	<b>Chris Sale, May 13-19, 2016</b>
Three consecutive complete games, same pitcher	Bartolo Colon, September 2-13, 2003
Four consecutive complete games, same pitcher	Jack McDowell, May 14-30, 1993
<b>Inside-the-park home run</b>	<b>Brett Lawrie, June 25, 2016 vs. Toronto</b>
<b>Leadoff home run</b>	<b>Tim Anderson, June 21, 2016 at Boston</b>
<b>Pitcher home run</b>	<b>Anthony Ranaudo, July 27, 2016 at Chicago-NL</b>
Home run, both sides of the plate	Melky Cabrera, July 23, 2015 at Cleveland
Three home runs, one game	Dan Johnson, October 3, 2012 at Cleveland
Four home runs, one game	Pat Seerey, July 18, 1948 at Philadelphia (11 innings)
Four consecutive home runs, same inning	Jim Thome, Paul Konerko, Alexei Ramirez, Juan Uribe, August 14, 2008 vs. Kansas City (6th inning)
Back-to-back home runs leading off game	Ray Durham and Jose Valentin, July 5, 2000 at Kansas City
Six hits, one game	Alex Rios, July 9, 2013 at Detroit
Four doubles, one game	Mike Kreevich, September 4, 1937 at Detroit; Marv Owen, April 23, 1939 vs. St. Louis
Three triples, one game	Lance Johnson, September 23, 1995 at Minnesota
Four or more steals, one game	Scott Podsednik, May 1, 2006 at Cleveland (four)
Steal of home	Gordon Beckham, July 8, 2013 vs. Cubs
Hitting for the cycle	Jose Valentin, April 27, 2000 vs. Baltimore
Two grand slams	Robin Ventura, September 4, 1995 at Texas
Pinch-hit grand slam	Orlando Hudson, September 29, 2012 vs. Tampa Bay
Five strikeouts, nine-inning game	Ray Durham, June 5, 1998 at Cubs

## WHITE SOX TEAM

20 Runs, Game	20, June 20, 2006 vs. St. Louis (W, 20-6)
10 Runs, Inning	11, September 17, 2007 at Kansas City (5th inning)
20 Hits, Game	23, July 9, 2013 at Detroit (8th inning)
10 Hits, Inning	10, September 17, 2007 at Kansas City (5th inning)
10 Doubles, Game	September 4, 2012 vs. Minnesota (franchise record)
Five Triples, Game	August 16, 2011 vs. Cleveland
<b>Seven Home Runs, Game</b>	<b>June 25, 2016 vs. Toronto (tied franchise record)</b>
Four Home Runs, Inning	4, July 11, 2010 vs. Kansas City (3rd inning)
Six Stolen Bases	6, September 5, 2010 at Boston
<b>Turned a Triple Play</b>	<b>July 8, 2016 vs. Atlanta (third inning)</b>
Hit into a Triple Play	April 3, 2011 vs. Cleveland (fourth inning)

## WHITE SOX OPPONENTS

Perfect Game	Addie Joss, October 2, 1908 at Cleveland
No-hitter	Francisco Liriano, May 3, 2011 vs. Minnesota
Complete Game, one-hitter	Tim Hudson, August 28, 2000 at Oakland
Back-to-back shutouts	Frank Viola, April 18, 1993 at Boston (W, 4-0) and John Dopson, April 19, 1993 at Boston (W, 6-0)
Home run, both sides of the plate	Mark Teixeira, July 31, 2015 vs. New York-AL
Two home runs, same inning	Jim Edmonds, June 21, 2008 at Cubs (4th Inning)
Three home runs, one game	Justin Morneau, July 6, 2007 vs. Minnesota (game two)
#Four home runs, one game	Mike Cameron, May 2, 2002 vs. Seattle
Inside-the-park home run	Byron Buxton, October 2, 2016 vs. Minnesota
Hitting for the cycle	Melky Cabrera, August 2, 2009 vs. New York-AL
Three consecutive home runs	Juan Gonzalez, Will Clark and Ivan Rodriguez, August 28, 1998 vs. Texas (game one, 4th inning)
Steal of home	Matt Walbeck, April 11, 1997 at Detroit
Triple Play	April 3, 2011 at Cleveland

## #Tied American League Record

# HISTORY



**Tim Lincecum, who played for the White Sox from 1991-95, will be inducted into the National Baseball Hall of Fame in Cooperstown, N.Y. on July 30, 2017.**

# WHITE SOX TIMELINE

## PRE-1900

Nov. 20, 1893 ..... At a meeting at the Grand Hotel Indianapolis, the Western League is formally organized. Charles Comiskey nominates Ban Johnson for league president. The Sioux City franchise is awarded to local businessman H. H. Drake. A year later, Comiskey's contract with the Cincinnati Redlegs expires. At the behest of Ban Johnson, Comiskey purchases the Sioux City team and moves it to St. Paul.

Oct. 11, 1899 ..... The American League is formed in Chicago, amid rumors that the St. Paul club will transfer to the South Side.

## 1900-1909

March 21, 1900 ..... An agreement is signed which lands the St. Paul Saints in Chicago.

April 2, 1900 ..... Playing as the Chicago team for the first time, the White Stockings defeat the University of Illinois, 10-9, in Champaign. Roy Patterson is the victor.

April 21, 1900 ..... The Chicago White Sox play their first game in a small wooden ballpark located at 39th and Princeton. The Sox lose to Milwaukee, 5-4.

April 22, 1900 ..... The Sox defeat the Brewers, 5-3, behind Roger Denzer for their first victory.

June 9, 1903 ..... The White Sox are incorporated under Illinois law with \$5,000 capital.

Oct. 14, 1906 ..... The Sox claim the only all-Chicago World Series, defeating the Cubs, 8-3, in the Game 6 finale.

Jan. 19, 1909 ..... Charles Comiskey purchases a tract of land near the corner of 35th and Shields from Roxanna Bowen, a descendant of former Chicago Mayor John Wentworth. Later in the year, Zachary Taylor Davis is commissioned by the Sox to design a ballpark on the site.

Oct. 6, 1909 ..... Davis submits his proposed ballpark design to Comiskey for approval.

## 1910-1919

March 17, 1910 ..... The cornerstone of Comiskey Park is laid on St. Patrick's Day.

July 1, 1910 ..... Comiskey Park opens to a packed house but the Sox lose to St. Louis, 2-0.

Oct. 15, 1917 ..... Chicago wins its second World Series title by defeating the New York Giants, 4-2.

## 1920-1929

Sept. 29, 1920 ..... Eight White Sox players are suspended by Charles Comiskey for their part in the 1919 World Series fix.

Aug. 2, 1921 ..... After two hours of deliberation, the jury in the "Black Sox" trial returns a not-guilty verdict, but later the players are banned for life by Judge Kenesaw Mountain Landis.

April 20, 1927 ..... The expanded Comiskey Park reopens, but the Sox lose to Cleveland, 5-4. The new outfield upper deck accommodates 23,200 additional fans.


## 1930-1939

Oct. 26, 1931 ..... Charles Comiskey dies at his summer resort in Eagle River, Wis., leaving an estate valued at \$1,529,707 to his son, J. Louis.

July 6, 1933 ..... The first All-Star Game is played at Comiskey Park. The American League wins behind starting pitcher Lefty Gomez.

July 18, 1939 ..... J. Louis Comiskey dies at the age of 56 at the family's Eagle River, Wis. resort.

Aug. 14, 1939 ..... The first night game is played in Chicago at Comiskey Park before a crowd of 30,000. The Sox prevail over the Browns, 5-2.



## 1940-1949

Feb. 29, 1940 ..... A federal judge awards Grace Comiskey, J. Louis' widow, her dower rights and denies the First National Bank of Chicago a petition to seek outside bids to sell the Sox.

March 4, 1941 ..... Grace Comiskey is elected team president and her daughter, Dorothy Rigney, is appointed secretary.

July 5, 1947 ..... The AL color barrier is broken at Comiskey Park when 22-year old Larry Doby is sent to pinch-hit for Cleveland.

Oct. 4, 1948 ..... Chuck Comiskey is appointed vice president of the Sox.

## 1950-1959

July 11, 1950 ..... The All-Star Game returns to Comiskey Park. The NL wins, 4-3, in 13 innings.

May 1, 1951 ..... Minnie Minoso, a native of Havana, Cuba, breaks the White Sox color barrier. In his first plate appearance, Minoso homers off Vic Raschi of the Yankees at Comiskey Park.



Dec. 10, 1956 ..... The "grand lady of baseball," Grace Comiskey, dies. Controlling interest in the White Sox is retained by her daughter, Dorothy.

Dec. 20, 1958 ..... Bill Veeck and his partners gain majority control of the White Sox after a lengthy court battle with the Comiskey heirs.

Sept. 22, 1959 ..... The Sox end a 40-year pennant drought, clinching the AL title at Cleveland.



## 1960-1969

May 1, 1960 ..... The new scoreboard explodes for the first time when Al Smith hits a two-run homer off Detroit's Jim Bunning in game one of a doubleheader.

June 10, 1961 ..... Due to failing health and other considerations, Bill Veeck sells his White Sox holdings to his former business associate, Arthur Allyn Jr. A year later, Chuck Comiskey sells his minority interest in the team to Allyn.

1968-69 ..... To bolster attendance, the White Sox play "home" games at County Stadium in Milwaukee against each AL opponent, going 1-8 in 1968 and 7-4 in 1969.

1969 ..... AstroTurf is installed in the Comiskey Park infield. It is replaced with natural grass in 1976.

Sept. 24, 1969 ..... Arthur Allyn Jr. sells the Sox to his brother, John, ending speculation that the Sox will relocate to Milwaukee.

## 1970-1979

Dec. 10, 1975 ..... AL owners reverse their position and accept Bill Veeck's bid to purchase the White Sox from John Allyn.

July 3, 1976 ..... The Sox lose to Texas, 3-0, in the first morning game in Comiskey Park history. First pitch is at 10:30 a.m.

July 12, 1979 ..... The celebrated "Disco Demolition Night" results in a forfeit to the Detroit Tigers.

# WHITE SOX TIMELINE

## 1980-1989

- Aug. 22, 1980 ..... Bill Veeck agrees to sell the White Sox to Edward DeBartolo of Youngstown, Ohio, but the sale is denied because of DeBartolo's racing holdings.
- Jan. 29, 1981 ..... Jerry Reinsdorf, with Eddie Einhorn, heads a group that purchases the club from Bill Veeck.
- July 6, 1983 ..... Comiskey Park plays host to the golden anniversary All-Star Game, 50 years to the day after the initial Midsummer Classic was held at Comiskey Park. The AL prevails, 13-3.
- May 9, 1984 ..... The Sox win the longest game in AL history, 5-4, vs. Milwaukee at Comiskey Park. Harold Baines ends the two-day, 25-inning marathon with a home run.
- Dec. 5, 1986 ..... The Illinois General Assembly passes funding legislation to build a new home for the White Sox across the street from Comiskey Park.
- Oct., 1987 ..... The Illinois State Senate confirms four gubernatorial appointees to the Illinois Sports Facilities Authority. The vote, in concert with the three previous mayoral appointments, finalizes formation of the body charged with the development of the new White Sox stadium.
- June 30, 1988 ..... At the stroke of midnight, the Illinois General Assembly approves an amended stadium bill ensuring that the club will remain in Chicago. The stadium is scheduled to open in 1991.
- May 7, 1989 ..... Mayor Richard M. Daley and Governor James Thompson are among those who participate in ground-breaking ceremonies for the new Comiskey Park.

## 1990-1999

- July 1, 1990 ..... Comiskey Park celebrates its 80th birthday. New York's Andy Hawkins throws a no-hitter but loses to the White Sox, 4-0.
- Sept. 30, 1990 ..... The White Sox edge Seattle, 2-1, in the final game at old Comiskey Park. The Sox final regular-season record at old Comiskey Park is 3,024-2,926 (.508).
- April 18, 1991 ..... New Comiskey Park opens before a sellout crowd of 42,191 as the Tigers shut out the Sox, 16-0.
- Aug. 12, 1994 ..... The Sox lead the AL Central by 1.0 game over Cleveland when the season is postponed due to a strike.
- June 16, 1997 ..... The White Sox and Cubs meet for the first time during the regular season. The Cubs win the opener, 8-3, but the Sox win the final two games, 5-3 and 3-0, at Comiskey Park.

## 2000-2009

- Jan. 31, 2003 ..... U.S. Cellular and the White Sox sign a 23-year, \$68-million naming rights agreement as Comiskey Park, opened in 1991, becomes U.S. Cellular Field. Revenue from the agreement allows the Sox and the Illinois Sports Facilities Authority to undertake significant renovations to the ballpark.
- July 15, 2003 ..... The White Sox host the 74th All-Star Game, as the American League rallies for a 7-6 victory before 47,609 at U.S. Cellular Field.
- Sept. 13-14, 2004 ..... Due to Hurricane Ivan, U.S. Cellular Field becomes the site of the first two games of the Florida-Montreal series. It marks the first time that a NL team has hosted a regular-season game in an AL park since 1946. The Marlins win both games before crowds of 4,003 and 5,457.
- Oct. 22, 2005 ..... U.S. Cellular Field is the site of the first World Series game in Chicago since 1959. The White Sox defeat Houston, 5-3.




- Oct. 26, 2005 ..... The White Sox defeat Houston, 1-0, in Game 4 of the World Series at Minute Maid Park, completing a four-game sweep for their first World Championship since 1917. Freddy Garcia combines with three relievers on a five-hitter, with rookie Bobby Jenks retiring Orlando Palmeiro on a groundout to shortstop Juan Uribe to end the Sox 88-year championship drought.
- July 11, 2006 ..... Ozzie Guillen manages the AL All-Star Team to a 3-2 victory over the NL in Pittsburgh.
- April 18, 2007 ..... Mark Buehrle throws the 16th no-hitter in White Sox history in a 6-0 victory over Texas at U.S. Cellular Field.
- Sept. 16, 2007 ..... Jim Thome hits his 500th career home run, a game-ending, two-run shot off Dustin Moseley to give the Sox a 9-7 victory over the Los Angeles Angels.
- Sept. 30, 2008 ..... The White Sox and Twins need a 163rd regular season game to determine the winner of the AL Central division. Chicago defeats Minnesota, 1-0.
- July 23, 2009 ..... Mark Buehrle throws the 18th perfect game in major-league history and second in franchise history in a 6-0 win vs. Tampa Bay.



## 2010-PRESENT

- Sept. 26, 2011 ..... Ozzie Guillen is released from his contract as manager. Guillen is replaced for the final two games of the season by pitching coach Don Cooper, who goes 1-1.
- Oct. 6, 2011 ..... Robin Ventura is named the 39th manager in Sox history.
- April 21, 2012 ..... Philip Humber throws the 21st perfect game in major-league history, and third by a Sox pitcher, in a 4-0 victory at Seattle.
- April 25, 2012 ..... Paul Konerko hits his 400th career home run at Oakland.
- Aug. 18, 2012 ..... Adam Dunn hits his 400th career home run at Kansas City.
- Oct. 26, 2012 ..... Rick Hahn is named the 12th general manager in franchise history.
- Jan. 8, 2014 ..... Frank Thomas, who played for the White Sox from 1990-2005, is elected to the National Baseball Hall of Fame.
- July 27, 2014 ..... Frank Thomas, the White Sox all-time leader in home runs, RBI and runs scored, and former Manager Tony La Russa are enshrined into the Baseball Hall of Fame in Cooperstown, N.Y.
- Sept. 27, 2014 ..... The White Sox celebrate "Paul Konerko Day" at U.S. Cellular Field, unveiling a sculpture of the franchise legend during an hour-long pregame ceremony.
- Sept. 28, 2014 ..... After 16 seasons, Paul Konerko plays his final game in a White Sox uniform vs. Kansas City.
- June 30, 2015 ..... Chris Sale strikes out 10+ batters at St. Louis for the eighth straight start, tying the major-league record set by Hall-of-Famer Pedro Martinez in 1999.
- Oct. 1, 2015 ..... Jose Abreu joins Albert Pujols (2000-01) as the only players in major-league history to record 30 homers and 100 RBI in each of their first two seasons.
- Oct. 2, 2015 ..... Chris Sale records his 270th strikeout of the season, breaking the 107-year-old franchise record set by Hall-of-Famer Ed Walsh in 1908. Sale ends the season with an American League-best 274.
- Aug. 24, 2016 ..... Guaranteed Rate and the White Sox sign a 13-year naming rights agreement for the team's home park, which will be named Guaranteed Rate Field beginning 11/1/16.
- Oct. 3, 2016 ..... Rick Renteria is named the 40th manager in Sox history.



# ALL-TIME ROSTER

The all-time Chicago White Sox roster contains 1,700 names. Bold indicates active with the White Sox in 2016.

## A (154)

Aardmsa, David, P (2007)  
 Abbott, Jeff, OF (1997-2000)  
 Abbott, Jim, P (1995, '98)  
 Abner, Shawn, OF (1992)  
 Abrams, Cal, OF (1956)  
**Abreu, Jose, 1B (2014-)**  
 Ackley, Fritz, P (1963-64)  
 Acosta, Cy, P (1972-74)  
 Acosta, Jose, P (1922)  
 Adair, Jerry, INF (1966-67)  
 Adams, Bobby, INF (1955)  
 Adams, Doug, C (1969)  
 Adams, Herb, OF (1948-50)  
 Adkins, Grady, P (1928-29)  
 Adkins, Jon, P (2003-05)  
 Agee, Tommie, OF (1965-67)  
 Agosto, Juan, P (1981-86)  
**Albers, Matt, P (2015-16)**  
 Alock, Scotty, INF (1914)  
 Allen, Dick, INF-DH (1972-74)  
 Allen, Hank, INF-OF-C (1972-73)  
 Allen, Lloyd, P (1974-75)  
 Allen, Neil, P (1986-87)  
 Almon, Bill, INF-DH (1981-82)  
 Aloma, Luis, P (1950-53)  
 Alomar, Roberto, INF (2003-04)  
 Alomar, Sandy, INF-OF (1967-69)  
 Alomar Jr., Sandy, C (2001-04, '06)  
 Altizer, Dave, OF-INF (1909)  
 Altrock, Nick, P (1903-09)  
 Alvarado, Luis, INF (1971-74)  
 Alvarez, Wilson, P (1991-97)  
 Anderson, Brian, OF (2005-09)  
 Anderson, Bryan, C (2013)  
 Anderson, Harold, OF (1932)  
 Anderson, John, OF-INF (1908)  
 Anderson, Larry, P (1977)  
**Anderson, Tim, SS (2016-)**  
 Andrews, Mike, INF-DH (1971-73)  
 Andujar, Luis, P (1995-96)  
 Aparicio, Luis, INF (1956-62, 68-70)  
 Appleton, Peter, P (1940-42)  
 Apppling, Luke, INF (1930-50)  
 Archdeacon, Maurice, OF (1923-25)  
 Arias, Rudy, P (1959)  
 Armbruster, Charles, C (1907)  
 Arrigo, Jerry, P (1970)  
 Ash, Ken, P (1925)  
 Assenmacher, Paul, P (1994)  
 Atz, Jake, INF-OF (1907-09)  
 Aulry, Martin "Chick," C (1929-30)  
 Averil, Earl Jr., C (1960)  
**Avila, Alex, C (2016)**  
 Axelrod, Dylan, P (2011-13)

**B (150)**  
 Bahnsen, Stan, P (1972-75)  
 Baines, Harold, OF-DH (1980-89, '96-97, 2000-01)  
 Bajenaru, Jeff, P (2004-05)  
 Baker, Floyd, INF-OF (1945-51)  
 Baker, Howard, INF (1914-15)  
 Baker, Jesse, P (1911)  
 Baldwin, Dave, P (1973)  
 Baldwin, James, P (1995-2001)  
 Bannister, Alan, OF-INF-DH (1976-80)  
 Bannister, Floyd, P (1983-87)  
 Barcelo, Lorenzo, P (2000-02)  
 Barnabe, Charles, P (1927-28)  
 Barnes, Emile "Red," OF (1930)  
 Barnes, Richard, P (1982)  
 Barnes, Robert, P (1924)  
 Barojas, Salome, P (1982-84)  
 Barrett, Bill, OF-INF (1923-29)  
 Barrios, Francisco, P (1974, '76-81)  
 Barrows, Roland "Cuke," OF (1909-12)  
 Bartholomew, Les, P (1932)  
 Bassitt, Chris, P (2014)

Battey, Earl, C (1955-59)  
 Battle, Jim, INF (1927)  
 Batts, Matt, C (1954)  
 Baumann, Frank, P (1960-64)  
 Baumer, Jim, INF (1949)  
 Baumgartner, Ross, P (1978-81)  
 Beall, John, OF (1913)  
 Beard, Ted, OF (1957-58)  
 Bearden, Gene, P (1953)  
**Beck, Chris (2015-)**  
 Beckham, Gordon, INF (2009-15)  
 Beirne, Kevin, P (2000)  
 Bejma, Moe, INF (1939)  
 Belcher, Tim, P (1993)  
 Belisario, Ronald, P (2014)  
 Bell, Gary, P (1969)  
 Bell, George, DH-OF (1992-93)  
 Bell, Kevin, INF-OF-DH (1976-80)  
 Bell, Ralph, P (1912)  
 Belle, Albert, OF (1997-98)  
 Belter, Esteban, INF (1991-92)  
 Bendre, Charles "Chief," P (1925)  
 Bennett, Joe "Bugs," P (1921)  
 Benz, Joe, P (1911-19)  
 Bere, Jason, P (1993-96)  
 Berg, Moe, C-INF (1926-30)  
 Berger, Lou, INF (1913-14)  
 Berger, Joe "Boze," INF (1937-38)  
 Berghammer, Marty, INF (1911)  
 Bernazard, Tony, INF (1981-83)  
 Berran, Dennis, OF (1912)  
 Berry, Charles, C (1932-33)  
 Berry, Claude, C (1904)  
 Berry, Cornelius John, INF (1953)  
 Berry, Ken, OF-INF (1962-70)  
 Bertotti, Mike, P (1995-97)  
 Betemic, Wilson, INF (2009)  
 Biddle, Rocky, P (2000-02)  
 Biggs, Charles, P (1932)  
 Bischoff, John, C (1925)  
 Bithorn, Hi, P (1947)  
 Blittiger, Jeff, P (1988-89)  
 Black, Bill "Jigger," INF (1924)  
 Blackburn, Foster, P (1921)  
 Blackburne, Lena, INF-P (1910-12, '14-15, '27, '29)  
 Blackberry, George, OF (1928)  
 Blackum, Ossie, INF-OF (1970)  
 Blankenship, Homer, P (1922-23)  
 Blankenship, Ted, P (1922-30)  
 Black, Bruno, C (1910-12)  
 Blomberg, Ron, OF-DH (1978)  
 Blue, Lu, INF (1931-32)  
 Blum, Geoff, INF (2005)  
 Blumel, George, OF (1933-34)  
 Bodie, Frank "Ping," OF-INF (1911-14)  
 Boken, Bob, INF (1934)  
 Bollo, Greg, P (1965-66)  
 Bolton, Rod, P (1993, '95)  
 Bonds, Bobby, OF-DH (1978)  
 Bonifacio, Emilio, INF (2015)  
 Bonilla, Bobby, INF-OF (1986)  
 Bonura, Zeke, INF (1934-37)  
 Booker, Buddy, C (1968)  
 Boone, Ike, OF (1927)  
 Boone, Ray, INF (1958-59)  
 Borchard, Joe, OF (2002-05)  
 Bordagaray, Stan "Frenchy," OF (1934)  
 Bords, Pat, C (1996)  
 Borgmann, Glenn, C (1980)  
 Borton, Bill "Babe," INF (1912-13)  
 Bosley, Thad, OF-DH (1978-80)  
 Boston, Daryl, OF-DH (1984-90)  
 Bourgeois, Jason, INF (2008)  
 Bowers, Grover "Billy," OF (1949)  
 Bowler, Grant, P (1931-32)  
 Bowles, E.J., P (1922)  
 Bowser, Jim "Red," OF (1910)  
 Boyd, Robert, INF-OF (1951, '53-54)  
 Boyer, Ken, INF (1967-68)  
 Boyles, Harry, P (1938-39)  
 Bradford, Chad, P (1998-2000)

Bradford, Charles "Buddy," OF-DH (1966-70, '72-75, '76)  
 Bradley, Fred, P (1948-49)  
 Bradley, Phil, OF-DH (1990)  
 Bradley, Scott, C-DH (1986)  
 Bradley, Tom, P (1971-72)  
 Brady, Doug, INF (1995)  
 Brain, David, INF (1901)  
 Brantley, Rob, C (2015)  
 Bratschi, Fred, OF (1921)  
 Bravo, Angel, OF (1969)  
 Braxton, Garland, P (1930-31)  
 Breazeale, Jim, INF-DH (1978)  
 Brennan, Tom, P (1984)  
 Breton, Jimmy, INF (1913-15)  
 Brett, Ken, P (1976-77)  
 Brice, Alan, P (1961)  
 Brideweser, James, INF (1955-56)  
 Brief, Tony "Bunny," INF (1915)  
 Brinkman, Chuck, C (1969-74)  
 Broadway, Lance, P (2007-09)  
 Brohamer, Jack, INF-DH (1976-77)  
 Brosnan, James, P (1963)  
 Brown, Clint, P (1936-40)  
 Brown, Delos, PH (1914)  
 Brown, Dick, C (1960)  
 Brown, Hal, P (1951-52)  
 Brown, Joseph, P (1927)  
 Browne, George, OF (1910)  
 Bruner, Jack, P (1949-50)  
 Bruney, Brian, P (2011-12)  
 Brusstar, Warren, P (1982)  
 Buber, Harold, PH (1922)  
 Buehrle, Mark, P (2000-11)  
 Buford, Don, INF-OF (1963-67)  
 Bukvich, Ryan, P (2007)  
 Burgess, Forrest "Smoky," C (1964-67)  
 Burke, Jamie, C (2003-05)  
 Burke, Jimmy, INF (1901)  
 Burks, Ellis, OF (1993)  
 Burns, Bill "Sleepy," P (1909-10)  
 Burns, Britt, P (1978-85)  
 Burns, Joseph, C (1924)  
 Busby, Jim, OF (1950-52, '55)  
 Buzhardt, John, P (1962-67)  
 Byrd, Harry, P (1955-56)  
 Byrne, Jerry, P (1929)  
 Byrne, Robert, INF (1917)  
 Byrne, Tommy, P (1953)

## C (125)

**Cabrera, Melky, OF (2015-)**  
 Cabrera, Orlando, INF (2008)  
 Cadore, Leon, P (1923)  
 Cain, Merritt "Sugar," P (1936-38)  
 Cain, Robert, P (1949-51)  
 Calthamer, George, C (1934)  
 Calderon, Ivan, OF (1986-90, '93)  
 Caldwell, Earl, P (1945-48)  
 Callahan, Jim "Nixey," OF-INF-P (1901-05, '11-13)  
 Callison, John, OF (1958-59)  
 Cameron, Mike, OF (1995-98)  
 Campbell, Bruce, OF (1930-32)  
 Cangelosi, John, OF-DH (1985-86)  
 Canseco, Jose, DH/OF (2001)  
 Caraway, Pat, P (1930-32)  
 Carey, Andy, INF (1961)  
 Carlos, Francisco, P (1967-69)  
 Carlton, Steve, P (1986)  
 Carnett, Ed, OF-INF-P (1944)  
 Carrasco, D. J., P (2008-09)  
 Carrasquel, Alex, P (1949)  
 Carrasquel, Alfonso "Chico," INF (1950-55)  
 Carreon, Camilo, C (1959-64)  
 Carroll, Clay, P (1976-77)  
**Carroll, Scott, P (2014-16)**  
 Carter, Jeff, P (1991)  
 Caruso, Mike, INF (1998-99)  
 Cary, Chuck, P (1993)  
 Casanova, Raul, C (2005)

Cash, Norm, INF-OF (1958-59)  
 Casian, Larry P (1998)  
 Castillo, Carlos, P (1997-99)  
 Castillo, Tony, P (1996-98)  
 Castino, Vince, C (1943-45)  
 Casner, Paul, P (1923)  
 Castro, Ramon, C (2009-11)  
 Castro, Simon, P (2013)  
 Cater, Danny, OF-INF (1965-66)  
 Causey, Wayne, INF (1966-68)  
 Cavarretta, Phil, INF-OF (1954-55)  
 Cedeno, Domingo, INF (1996)  
 Chakales, Robert, OF (1955)  
 Chamberlain, Joe, INF (1934)  
 Chamberlain, William, P (1932)  
 Chapman, Ben, OF (1941)  
 Chappas, Harry, INF-DH (1978-80)  
 Chappell, Larry, OF (1913-15)  
 Chase, Hal, INF-OF (1913-14)  
 Chelini, Italo Vincent, P (1935-37)  
 Chouinard, Felix, OF-INF (1910-11)  
 Chouneau, Bill "Chief," P (1910)  
 Christensen, McKay, OF (1999-2001)  
 Christman, Steve, OF (1969-70)  
 Christmas, Steve, C (1984)  
 Christopher, Lloyd, OF (1947)  
 Cicotte, Eddie, P (1912-20)  
 Cintron, Alex, INF (2006-07)  
 Cissell, Chalmers "Bill," INF (1928-32)  
 Citarella, Ralph, P (1987)  
 Clancy, John "Bud," INF (1924-30)  
 Clark, Alfred, OF-INF (1953)  
 Clark, Bryan, P (1986-87)  
 Clark, Harry "Pep," INF (1903)  
 Clarke, Richard, INF (1944)  
 Clayton, Royce, INF (2001-02)  
 Clemens, Chris, P (1997)  
 Cleto, Maikel, P (2014)  
 Coan, Gil, OF (1955)  
**Coats, Jason, OF (2016)**  
 Cochrane, Dave, INF (1986)  
 Coggins, Rich, OF-DH (1976)  
 Colavito, Rocky, OF (1967)  
 Colburn, Mike, C-DH (1978-79)  
 Cole, Bert, P (1927)  
 Cole, Willis, OF (1909-10)  
 Coleman, Ray, OF (1951-52)  
 Collins, Eddie, INF (1915-26)  
 Collins, John "Shano," OF (1910-20)  
 Colon, Bartolo, P (2003, '09)  
 Coluccio, Bob, OF (1975, '77)  
 Conde, Ramon, INF (1962)  
 Conlan, John "Jocko," OF (1934-35)  
 Connelly, Bill, P (1950)  
 Connors, Merv, INF (1937-38)  
 Consuegra, Sandy, P (1953-56)  
 Contreras, Jose, P (2004-09)  
 Contreras, Nardi, P (1980)  
 Cook, Dennis, P (1994)  
 Coombs, Cecil, OF (1914)  
 Cora, Josey, INF-DH (1991-94)  
 Cordero, Wil, INF-OF (1998)  
 Corey, Ed, P (1918)  
 Corhan, Roy, INF (1911)  
 Correa, Edwin, P (1985)  
 Cortazzo, John "Shine," PH (1923)  
 Cotts, Neal, P (2003-06)  
 Courtney, Clint, C (1955)  
 Courtney, Harry, P (1922)  
 Covington, Wes, OF (1961)  
 Cowley, Joe, P (1986)  
 Cox, Ernie, P (1922)  
 Cox, George, P (1928)  
 Cox, Leslie, P (1926)  
 Cox, William, P (1937-38)  
 Crabb, James Roy, P (1912)  
 Craig, Rodney, OF (1986)  
 Crain, Jesse, P (2011-13)  
 Cravath, Cliff, OF (1909)  
 Crede, Joe, INF (2000-08)  
 Cridler, Jerry, P (1970)



# ALL-TIME ROSTER

Cron, Chris, INF (1992)  
 Crouse, Clyde "Buck," C (1923-30)  
 Cruz, Henry, OF-DH (1977-78)  
 Cruz, Julio, INF-DH (1983-86)  
 Cruz, Nelson, P (1997-98)  
 Cruz, Todd, INF (1980)  
 Cruz, Tommy, OF (1977)  
 Cucinello, Tony, INF (1943-45)  
 Cuellar, Charlie, P (1950)  
 Cullen, Tim, INF (1968)  
 Culler, Dick, INF (1943)  
 Cunningham, Joe, INF-OF (1962-64)  
 Curtright, Guy, OF (1943-46)  
 Cvenegros, Mike, P (1923-25)

## D (191)

Daglia, Peter, P (1932)  
 Dahlke, Jerry, P (1956)  
 Dal Canton, Bruce, P (1977)  
 Dalessandro, Mark, C (2001)  
 Daly, Thomas, INF (1902-03)  
 Daly, Tom, OF-C-INF (1913-15)  
 Daneker, Pat, P (1999)  
 Danforth, Dave, P (1916-19)  
**Danish, Tyler, P (2016-)**  
**Danks, John, P (2007-16)**  
 Danks, Jordan, OF (2012-14)  
 Darenbourg, Vic, P (2004)  
 Darwin, Danny, P (1997)  
 Darwin, Jeff, P (1996-97)  
 Dashiell, Wally, INF (1924)  
 Daubach, Brian, INF-OF (2003)  
 Davenport, Joe, P (1999)  
 Davenport, Joubert, P (1921-24)  
**Davidson, Matt, INF (2016-)**  
 Davis, Ben, C (2004)  
 Davis, Frank "Dixie," P (1915)  
 Davis, George, INF (1902, '04-09)  
 Davis, Isaac, INF (1924-25)  
 Davis, Joel, P (1985-88)  
 Davis, John, P (1988-89)  
 Davis, Tommy, OF-INF (1968)  
 Dawley, Bill, P (1986)  
 Day, Dewon, P (2007)  
 De Aza, Alejandro, OF (2010-14)  
 Debusschere, Dave, P (1962-63)  
 Degenick, Mike, P (1961-63)  
 DeLeon, Jose, P (1986-87, 1993-95)  
 Delhi, Lee "Flame," P (1912)  
 Dellaero, Jason, INF (1999)  
 Delsing, Jim, OF (1948, '56)  
 DeMaestri, Joe, INF (1951)  
 Demmitt, Ray, OF (1914-15)  
 Denison, Drew, INF (1993)  
 Dent, Russell "Bucky," INF (1973-76)  
 Dente, Sam, INF-OF (1952-53)  
 Derington, Jimmy, P (1956-57)  
 DeSa, Joe, INF-DH (1985)  
 Devereaux, Mike, OF (1995)  
 DeViveiros, Bernie, INF (1924)  
 DeVormer, Al, C-OF (1918)  
 Diaz, Felix, P (2004)  
 Diaz, Mike, INF (1988)  
 Dibble, Rob, P (1995)  
 Dickey, George, C (1941-42, '46-47)  
 Dickshot, John, OF (1944-45)  
 Dietrich, Bill, P (1936-46)  
 Dillard, Steve, INF (1982)  
 Dillinger, Robert, INF (1951)  
 Dilone, Miguel, OF (1983)  
 Dobb, John, P (1924)  
 Dobernick, Jess, P (1939)  
 Dobson, Joe, P (1951-53)  
 Doby, Larry, OF (1956-59)  
 Dolan, Pat, OF-INF (1903)  
 Donahue, John "Jiggs," INF (1904-09)  
 Donovan, Dick, P (1955-60)  
 Dorish, Harry, P (1951-55)  
 Dorman, Dwight "Dutch," C (1923)  
 Dotel, Octavio, P (2008-09)  
 Dotson, Richard, P (1979-87, '89)  
 Dougherty, Pat, OF (1906-11)

Dougherty, Tom, P (1904)  
 Douglas, Phil, P (1912)  
 Downs, Scott, P (2014)  
 Drabek, Doug, P (1997)  
 Downing, Brian, C-OF-INF (1973-77)  
 Drabek, Kyle, P (2015)  
 Drabowski, Moe, P (1972)  
 Dransfield, Kelly, INF (2004)  
 Brahman, Brian, P (1991, '93)  
 Drees, Tom, P (1991)  
 Dropo, Walt "Moose," INF (1955-58)  
 Duff, Cecil, P (1922)  
 Dugan, Dan, P (1928-29)  
**Duke, Zach, P (2015-16)**  
 Dundon, Gos, INF (1904-06)  
 Dunkle, Davey, P (1903)  
 Dunn, Adam, DH/1B (2011-14)  
 Dunne, Mike, P (1992)  
 Dupee, Frank, P (1901)  
 Durham, Ed "Bull," P (1933)  
 Durham, Jimmy, P (1902)  
 Durham, Ray, INF (1995-2002)  
 Dyzbinski, Jerry, INF-DH (1983-84)  
 Dye, Jermaine, OF (2005-09)  
 Dykes, Jimmy, INF (1933-39)

## E (38)

Earnshaw, George, P (1934-35)  
 Easterly, Ted, C (1912-13)  
**Eaton, Adam (2014-16)**  
 Eaves, Vallie, P (1939-40)  
 Eddy, Don, P (1970-71)  
 Eden, Mike, INF (1978)  
 Edmondson, Paul, P (1969)  
 Edwards, Henry, OF (1952)  
 Edwards, Jim Joe, P (1925-26)  
 Edwards, Wayne, P (1989-91)  
 Egan, Tom, C-INF (1971-72)  
 Ehrlich, Jack, P (2009)  
 Eichrodt, Fred, OF (1931)  
 Eila, Lee, INF (1966)  
 Eldred, Cal, P (2000-01)  
 Elliott, Bob, INF-OF (1953)  
 Ellis, Sammy, P (1969)  
 Elish, Roy, OF-INF (1923-25)  
 Embree, Alan, P (2001)  
 Embrey, Charles "Slim," P (1923)  
 English, Charles, INF (1932-33)  
 Ennis, Del, OF (1959)  
 Enright, George, C (1976)  
 Ens, Anton "Mutz," INF (1912)  
 Haeger, Joseph, C (1950-51)  
 Erstad, Darin, OF (2007)  
 Escarrega, Ernesto, P (1982)  
 Escobar, Eduardo, INF (2011-12)  
 Esposto, Sam, INF-OF (1952, '55-63)  
 Esser, Mark, P (1979)  
 Essian, Jim, C-INF (1976-77, '81)  
 Evans, Art "Bill," P (1932)  
 Evans, Bill, P (1949)  
 Evans, Russ "Red," P (1936)  
 Everett, Carl, OF (2003-05)  
 Evans, Johnny, INF (1922)  
 Ewing, Sam, INF-DH (1973, '76)  
 Eyre, Scott, P (1997-2000)

## F (66)

Faber, Urban "Red," P (1914-33)  
 Fabregas, Jorge, C (1997)  
 Fain, Ferris, INF (1953-54)  
 Falk, Bibb, OF (1920-28)  
 Fallon, Bob, P (1984-85)  
 Farley, Bob, INF-OF (1962)  
 Farmer, Ed, P (1978-81)  
 Farrell, Kerby, INF (1945)  
 Fautsch, Joe, PH (1916)  
 Fehring, Dutch, C (1934)  
 Felsch, Oscar "Happy," OF (1915-20)  
 Fenner, Horace, P (1921)  
 Fernandes, Ed, C (1946)  
 Fernandez, Alex, P (1990-96)  
 Ferrarese, Don, P (1960)  
 Fieber, Clarence, P (1932)

Fields, Josh, INF (2006-09)  
 Fiene, Louis, P (1906-09)  
 Filson, Pete, P (1986)  
 Firewood, Steve, P (1985)  
 Fischer, Bill, P (1956-58)  
 Fischer, Carl, P (1935)  
 Fisher, Eddie, P (1962-66, '72-73)  
 Fisher, Jack, P (1968)  
 Fisk, Carlton, C-OF-INF (1981-93)  
 Flaherty, Patrick, P (1903-04)  
 Flanagan, Thomas, P (1954)  
 Flannery, John, INF-DH (1977)  
 Flaskamper, Ray, INF (1927)  
 Fletcher, Scott, INF (1983-85, '89-91)  
 Flowers, Tyler, C (2009-15)  
 Floyd, Gavin, P (2007-13)  
 Fogg, Josh, P (2001)  
 Foley, Mar, C-INF-DH (1978-80, '82)  
 Fonseca, Lew, INF-OF-P (1931-33)  
 Fonville, Chad, INF (1997)  
 Ford, Eugene, P (1937)  
 Fordham, Tom, P (1997-98)  
 Fordyce, Brook, C (1999-2000)  
 Foreman, August "Happy," P (1924)  
 Forniello, Mike, P (1953-56)  
 Forster, Terry, P (1971-76)  
 Fortugno, Tim, P (1995)  
 Foster, Clarence "Pop," OF-INF (1901)  
 Foster, George, OF-DH (1986)  
 Fothergill, Robert, OF (1930-32)  
 Foulke, Keith, P (1997-2002)  
 Fournier, Jack, INF-OF (1912-17)  
 Fox, Nelson, INF (1950-63)  
 Frailing, Ken, P (1972-73)  
 Grassano, Frank, P (2014)  
 Franco, Julio, DH-INF (1958)  
 Francona, Tito, OF (1994)  
 Frasier, Vic, P (1931-33, '39)  
 Frasier, Jason, P (2011)  
**Frazier, Todd, INF (2016-)**  
 Frazier, Lou, OF (1998)  
 Freeman, Marvin, P (1996)  
 Freese, Gene, INF (1960, '65-66)  
 Freeze, Jake, P (1925)  
 French, Charles, INF-OF (1910)  
 French, Ray, INF (1924)  
 Frost, Dave, P (1977)  
 Fukudome, Kosuke, OF (2012)  
**Fulmer, Carson, P (2016-)**  
 Funk, Elias, P (1932-33)

## G (74)

Gabler, Frank, P (1938)  
 Gallagher, Dave, OF-DH (1988-90)  
 Gallivan, Phil, P (1932, '34)  
 Gamble, Oscar, OF-DH (1977, '85)  
**Garcia, Avisail, OF (2013-)**  
**Garcia, Leury, INF (2013-)**  
 Gandil, Charles "Chick," INF (1910, '17-19)  
 Garcia, Freddy, P (2004-06, '09-10)  
 Garcia, Mike, P (1960)  
 Garcia, Ramon, P (1991)  
 Garland, Jon, P (2000-07)  
 Garland, Louis, P (1931)  
 Garr, Ralph, OF-DH (1976-79)  
 Garrity, Francis, C (1931)  
 Garvin, Virgil, P (1902)  
 Gaston, Milton, P (1932-34)  
 Gates, Joe, INF-DH (1978-79)  
 Gebrian, Pete, P (1947)  
 Geddes, Jim, P (1972-73)  
 Gerlach, John, INF (1938-39)  
 Gettel, Allen, P (1948-49)  
 Getz, Chris, INF (2008-09)  
 Gick, George, P (1937-38)  
 Gilbert, Mark, OF (1985)  
 Giles, Brian, INF (1986)  
 Gillenwater, Claryl, P (1923)  
 Gillespie, Conor, INF (2013-15)  
 Gillespie, Robert, P (1947-48)  
 Gimenez, Hector, C (2012-13)  
 Ginsberg, Joe, C (1960-61)

Ginter, Matt, P (2000-03)  
 Gleason, William "Kid," INF (1912)  
 Gleaton, Jerry Don, P (1984-85)  
 Gload, Ross, INF (2004-06)  
 Glover, Gary, P (2001-03)  
 Gobbie, Jimmy, P (2009)  
 Gogolewski, Bill, P (1975)  
 Goldsberry, Gordon, INF-OF (1949-51)  
 Goletz, Stan, PH (1941)  
 Gonzalez, Andy, INF-OF (2007)  
 Gonzalez, Miguel, C (2013)  
**Gonzalez, Miguel, P (2016-)**  
 Good, Wilbur, OF (1918)  
 Goodell, John, P (1928)  
 Goodman, Bill, INF (1958-61)  
 Goodwin, Jim, P (1948)  
 Gordon, Tom, P (2003)  
 Gossage, Rich "Goose," P (1972-76)  
 Grabowski, John, C-INF (1924-26)  
 Graffanino, John, INF (2000-03)  
 Graham, Roy, C (1922-23)  
 Granger, Wayne, P (1974)  
 Grant, Jimmy, INF (1942-43)  
 Gray, Jeff, P (2011)  
 Gray, Lorenzo, INF-DH (1982-83)  
 Gray, Ted, P (1955)  
 Grebeck, Craig, INF (1990-95)  
 Green, Danny, OF (1902-05)  
 Greene, Tyler, INF (2013)  
 Gregory, Paul, P (1932-33)  
 Griffey Jr., Ken, OF (2008)  
 Griffith, Clark, P-OF (1901-02)  
 Grnli, Jason, P (2004)  
 Grimsley, Ross, P (1951)  
 Grissom, Marv, P (1952)  
 Groth, Ernie, P (1949)  
 Groth, John, OF (1954-55)  
 Grove, Orval, P (1940-49)  
 Grube, Frank, C (1931-33, '35-36)  
 Guerra, Javy, P (2014-15)  
 Guerra, Junior, P (2015)  
 Guillen, Ozzie, INF-DH (1985-97)  
 Guiley, Thomas, OF (1926)  
 Gumpert, Randy, P (1948-51)

## H (117)

Haas, Bert, INF-OF (1951)  
 Haas, George "Mule," OF-INF (1933-37)  
 Hacker, Warren, P (1961)  
 Hadley, Irv "Bump," P (1932)  
 Haefner, Mickey, P (1949-50)  
 Haeger, Charlie, P (2006-07)  
 Hahn, Bud, OF (1935)  
 Hafey, Ed, OF (1906-10)  
 Haid, Hal, P (1933)  
 Hairston, Jerry, OF-INF (1973-77, '81-90)  
 Hairston, Sam, C (1951)  
 Hajduk, Chester, PH (1941)  
 Hall, Joe, OF (1994)  
 Hall, Toby, C (2007-08)  
 Hallett, John, P (1940-41)  
 Hallman, Bill, OF (1903)  
 Hamilton, Dave, P (1975-77)  
 Hamilton, Jack, P (1969)  
 Hamilton, Steve, P (1970)  
 Hammaker, Atlee, P (1994-95)  
 Hammer, Ralph, P (1946)  
 Hancock, Fred, INF-OF (1949)  
 Hansen, Ron, INF (1963-69)  
 Hanski, Don, INF-P (1943-44)  
 Happenny, John, INF (1923)  
 Hardgrove, Pat, PH (1918)  
 Hardy, Jack, P (1989)  
 Harrell, Lucas, P (2010-11)  
 Harris, Dave, OF (1930)  
 Harris, Spence, OF (1925-26)  
 Harris, Willie, INF-OF (2002-05)  
 Harriet, Earl, P (1947-48, '53)  
 Harshman, Jack, P-INF (1954-57)  
 Hart, Jim "Hub," C (1905-07)  
 Hartman, Fred, INF (1901)  
 Harvey, Ed, OF-P (1901)

FRONT OFFICE

FIELD STAFF

PLAYERS

OPONENTS

2016 REVIEW

HISTORY

RECORDS

MINOR LEAGUES

MEDIA/MISC.

# ALL-TIME ROSTER

Hasbrock, Bob "Ziggy," INF (1916-17)  
 Hassey, Ron, C-DH (1986-87)  
 Hatfield, Fred, INF (1956-57)  
 Hatton, Grady, INF (1954)  
 Hayes, Frank "Blimp," C (1946)  
 Hayes, Jackie, INF (1932-40)  
 Haynes, Joe, P (1941-48)  
 Heath, Bill, C (1965)  
 Heath, Deunte, P (2012-13)  
 Heath, Spencer, P (1920)  
 Heathcott, Mike, P (1998)  
 Heim, Val, OF (1942)  
 Held, Woodie, OF-INF (1968-69)  
 Hemond, Scott, C-INF (1992)  
 Hemphill, Frank, OF (1906)  
 Henderson, Joe, P (1974)  
 Henderson, Ken, OF-DH (1973-75)  
 Henline, Wally "Butch," C (1930-31)  
 Henry, Frank "Dutch," P (1929-30)  
 Herbert, Ray, P (1961-64)  
 Hermanson, Dustin, P (2005-06)  
 Hernandez, Orlando, P (2005)  
 Hernandez, Pedro, P (2012)  
 Hernandez, Roberto, P (1991-97)  
 Hernandez, Rudy, INF (1972)  
 Herring, Art "Red," P (1939)  
 Herrmann, Ed, C-DH (1967, '69-74)  
 Hershberger, Mike, OF (1961-64, '71)  
 Heving, Joe, P (1933-34)  
 Heydon, Mike, C (1904)  
 Hibbard, Greg, P (1989-92)  
 Hickey, Kevin, P (1981-83)  
 Hickman, Charlie, INF (1907-7)  
 Hicks, Jim, OF-INF (1964-66)  
 Hicks, Joe, OF (1959-60)  
 Higdon, Bill, OF (1949)  
 Higgins, Denny, P (1966-67)  
 Hill, Donnie, INF-DH (1987-88)  
 Hill, Ken, P (2000)  
 Hill, Marc, C-INF-DH (1981-86)  
 Hillegas, Shawn, P (1988-90)  
 Hinton, Rich, P (1971, '75, '78-79)  
 Hoag, Myril, OF (1941-42, '44)  
 Hockett, Oris, OF (1945)  
 Hodapp, Johnny, OF-INF (1932)  
 Hodge, Clarence "Shovel," P (1920-22)  
 Hodgins, Ralph, OF-INF (1943-44, '46-48)  
 Hoffman, Clarence, OF (1929)  
 Hoffman, Guy, P (1979-80, '83)  
 Holcombe, Ken, P (1950-52)  
 Hollingsworth, Al, P (1946)  
 Holmes, James "Ducky," OF (1903-05)  
 Hooper, Harry, OF (1921-25)  
 Hopkins, Gall, INF-C (1968-70)  
 Hopkins, Marty, INF (1934-35)  
 Horlen, Joel, P (1961-71)  
 Horton, Rick, P (1988)  
 Hottman, Ken, OF (1971)  
 Hough, Charlie, P (1991-92)  
 Hovlik, Joe, P (1911)  
 Howard, Bruce, P (1963-67)  
 Howard, Chris, P (1993)  
 Howard, Fred, P (1979)  
 Howell, Millard "Dixie," P (1955-58)  
 Howitt, Dann, INF-OF (1994)  
 Howry, Bob, P (1998-2002)  
 Hoy, Bill "Dummy," OF (1901)  
 Hoyt, LaMar, P (1979-84)  
 Hudson, Daniel, P (2009-10)  
 Hudson, Hal, P (1952-53)  
 Hudson, Orlando, INF (2012)  
 Huelsman, Frank, OF (1904)  
 Huff, Michael, DH-OF (1991-93)  
 Hughes, Ed, C (1902)  
 Hughes, Jim, P (1957)  
 Hulett, Tim, INF-OF (1983-87)  
 Humber, Philip, P (2011-12)  
 Humphries, John, P (1941-45)  
 Hunnefeld, Bill, INF (1926-30)  
 Huntz, Steve, INF (1971)  
 Hutchinson, Ira, P (1933)

## I [3]

Iguchi, Tadahito, INF (2005-07)  
 Infantino, Gregory, P (2010)  
 Isbell, Frank, INF-OF-P-C (1901-09)

## J [70]

**Jackson, Austin, OF (2016)**  
 Jackson, Bob, DH-OF (1991-93)  
 Jackson, Charles, PH (1915)  
 Jackson, Darrin, OF (1994, '99)  
 Jackson, Edwin, P (2010-11)  
 Jackson, "Shoelless" Joe, OF (1915-20)  
 Jackson, Mike, P (2004)  
 Jackson, Ron, INF (1954-59)  
 Jacobs, Elmer, P (1927)  
 Jacobs, Otto, C (1918)  
 Jacquez, Pat, P (1971)  
 James, Bill, P (1919)  
 James, Bob, P (1985-87)  
 Janeski, Gerry, P (1970)  
 Jasper, Harry "H," P (1914-15)  
 Jefferson, Jesse, P (1975-76)  
 Jeffries, Irving, INF (1930-31)  
 Jenkins, Joe, C (1917, '19)  
 Jenkins, John, INF (1922)  
 Jenks, Bobby, P (2005-10)  
**Jennings, Dan, P (2015-)**  
 Jeter, John, OF-DH (1973)  
 Jeter, Shawn, OF (1992)  
 Jimenez, D'Angelo, INF (2002-03)  
 John, Tommy, P (1965-71)  
 Johns, Pete, INF (1915)  
 Johnson, Barf, P (1969-74, '76-77)  
 Johnson, Charles, C (2000)  
 Johnson, Connie, P (1953, '55-56)  
 Johnson, Dan, INF (2012)  
 Johnson, Dane, P (1994)  
 Johnson, Darrell, C (1952)  
 Johnson, Deron, INF-DH (1975)  
 Johnson, Don, P (1954)  
 Johnson, Ellis, P (1912, '15)  
**Johnson, Erik, P (2013-16)**  
 Johnson, Ernie, INF (1912, '21-23)  
 Johnson, Johnny, P (1945)  
 Johnson, Lamar, INF-OF-DH (1974-81)  
 Johnson, Lance, OF (1988-95)  
 Johnson, L.D., C-DH (1978)  
 Johnson, Mark, C (1998-2002)  
 Johnson, Michay, INF (2015)  
 Johnson, Randy, OF-INF (1980)  
 Johnson, Stan, OF (1960)  
 Johnston, Jimmy, OF (1911)  
 Johnstone, Jay, OF (1971-72)  
 Joly, Stan, INF-OF (1954-55)  
 Jolley, Smed, OF (1930-32)  
 Jones, Al, P (1983-85)  
 Jones, Andrew, OF (2010)  
 Jones, Barry, P (1988-90, '93)  
 Jones, Bill "Tex," INF (1911)  
 Jones, Charlie, OF (1904)  
 Jones, Cleon, OF-DH (1976)  
 Jones, Davy, OF (1913)  
 Jones, Fielder, OF (1901-08)  
 Jones, Grover "Deacon," INF (1962-63, '66)  
 Jones, Nate, INF (1941-42, '46-47)  
**Jones, Jake, P (2012-)**  
 Jones, Sam "Sad," P (1932-35)  
 Jones, Steve, P (1996)  
 Jones, Steve, P (1967)  
 Jonnard, Clarence "Bubber," C (1920)  
 Jordan, Ray "Rip," P (1912)  
 Jordan, Tom, C (1944, '46)  
 Josephson, Duane, C (1965-70)  
 Jourdan, Ted, INF (1916-18, '20)  
 Joyce, Mike, P (1962-63)  
 Judson, Howard, P (1948-52)

## K [74]

Kaati, Jim, P (1973-75)  
**Kahnle, Tommy, P (2016-)**  
 Kalin, Frank, PH (1943)  
 Kamm, Willie, INF (1923-31)

Kane, John, INF (1925)  
 Karchner, Matt, P (1995-98)  
 Karkovice, Ron, C-DH-OF (1986-97)  
 Katoll, John, P (1901-02)  
 Kavanaugh, Charlie "Slik," PH (1914)  
 Kealey, Steve, P (1971-73)  
 Keedy, Pat, INF-OF (1987)  
 Keegan, Bob, P (1953-58)  
 Kell, George, INF-OF (1954-56)  
 Kelly, Al "Red," OF (1910)  
 Kelly, Pat, OF-DH (1971-76)  
 Kemmerer, Russ, P (1960-62)  
 Kemp, Steve, OF-DH (1982)  
 Kennedy, Bill, P (1952)  
 Kennedy, Bob, INF-OF (1939-42, '46-48, '55-57)  
 Kennedy, Vern, P (1934-37)  
 Kenworthy, Dick, INF (1962, '64-68)  
 Keough, Joe, PH (1973)  
 Keppinger, Jeff, INF (2013-14)  
 Keriazakos, Gus, P (1950)  
 Kern, Jim, C (1929-33)  
 Kerr, Dick, P (1919-21, '25)  
 Kerr, John, INF (1929-31)  
 Kessinger, Don, INF (1977-79)  
 Keyser, Brian, P (1995-96)  
 Kiefer, Joe, J (1920)  
 Kimm, Bruce, C (1980)  
 Kimsey, Chad, P (1932-33)  
 Kinder, Ellis, P (1956-57)  
 King, Eric, P (1989-90)  
 King, Jim, OF-C (1967)  
 Kinney, Josh, P (2011)  
 Kinzy, Harry, P (1934)  
 Kirkwood, Don, P (1977)  
 Kirrene, Joe, INF (1950, '54)  
 Kittle, Ron, OF-1B (1982-86, '89-90, '91)  
 Klaemer, Hugo, P (1934)  
 Klages, Dered, P (1966-67)  
 Klepfer, Ed, P (1915)  
 Klieman, Ed, P (1949)  
 Klinger, Joe, C-INF (1930)  
 Kluzewski, Ted, INF (1959-60)  
 Knapp, Chris, P (1975-77)  
 Knickerbocker, Bill, INF (1941)  
 Knoop, Bobby, INF (1969-70)  
 Knott, Jack, P (1933-40)  
 Koch, Billy, P (2008-04)  
 Kolloway, Don, INF (1940-43, '46-49)  
 Konerko, Paul, INF (1999-2014)  
 Kosman, Jerry, P (1981-83)  
 Kotsay, Mark, INF (2009-10)  
 Kowalik, Fabian, P (1932)  
 Kozar, Al, INF (1950)  
 Kravec, Ken, P (1975-80)  
 Kreevich, Mike, OF-INF (1935-41)  
 Kreitz, Ralph "Red," C (1911)  
 Kress, Charlie, INF (1949-50)  
 Kress, Ralph "Red," OF-INF (1932-33)  
 Kretlow, Lou, P (1950-53)  
 Kreuter, Chad, C (1996-98)  
 Kreutzer, Frank, P (1962-64)  
 Krsnich, Rocky, INF (1949, '52-53)  
 Kruk, John, DH-INF (1995)  
 Kucek, Jack, P (1974-78, '79)  
 Kuhel, Joe, INF (1938-43, '46-47)  
 Kuhn, Walter "Red," C (1912-14)  
 Kuntz, Rusty, OF-DH (1979-83)  
 Kusnyer, Art, C (1970)  
 Kutzler, Jerry, P (1990)  
 Kuzava, Robert, P (1949-50)

## L [86]

LaGrow, Lerrin, P (1977-79)  
 Lamabe, Jack, P (1966-67)  
 Lamline, Fred, P (1912)  
 Lamp, Dennis, P (1981-83)  
 Landenberger, Ken, INF (1952)  
 Landis, Jim, OF (1957-64)  
 Landrum, Jesse, INF (1938)  
 Lane, Dick, OF (1949)  
 Lange, Frank, P (1910-13)

LaPalme, Paul, P (1956-57)  
 LaPoint, Dave, P (1987-88)  
 Lapp, Jack, C (1916)  
 LaRoche, Adam, INF (2015)  
 Larsen, Don, P (1961)  
 Lay, Frank, P (1965)  
 Lathrop, Bill, P (1913-14)  
 Latman, Barry, P (1957-59)  
**Latos, Mat, P (2016)**  
 LaValliere, Mike, C (1993-95)  
 Law, Rudy, OF-DH (1982-85)  
 Law, Vance, INF-OF-DH (1982-84)  
 Lawrence, Robert, P (1924)  
**Lawrie, Brett, INF (2016-)**  
 Lazar, Danny, P (1968-69)  
 Leach, Terry, P (1992-93)  
 Lee, Carlos, OF (1999-2004)  
 Lee, Thornton, P (1937-47)  
 Lees, George, C (1921)  
 Leesman, Charlie, P (2013-14)  
 LeFloore, Ron, OF-DH (1981-82)  
 Lehner, Paul, OF (1951)  
 Leibold, Harry "Nemo," OF (1915-20)  
 Leifer, Elmer, OF-INF (1921)  
 Leitner, George, P (1902)  
 Lemon, Chet, OF-DH-INF (1975-81)  
 Lemon, Jim, OF-INF (1963)  
 Lemonds, Dave, P (1972)  
 Lenhardt, Don "Footsie," OF-INF (1951)  
 Leon, Eddie, INF-DH (1973-74)  
 Leopold, Rudy, P (1928)  
 Lepcio, Ted, INF (1916)  
 Levertt, Gorham "Duke," P (1922-24, '26)  
 Levine, Al, P (1996-97)  
 Lewis, Darren, OF (1996-97)  
 Liefer, Jeff, INF-OF (1999-2002)  
 Lillibridge, Brent, INF (2009-12)  
 Lindsay, Shane, P (2011)  
 Lindsey, Bill, C (1987)  
 Lindsey, Doug, C (1993)  
 Lindstrom, Charlie, C (1958)  
 Lindstrom, Matt, P (2013-14)  
 Linebrink, Scott, P (2008-10)  
 Liriano, Francisco, P (2012)  
 Little, Bryan, INF (1985-86)  
 Littlefield, Dick, P (1951)  
 Loaiza, Esteban, P (2003-04, '08)  
 Locker, Bob, P (1965-69)  
 Lodigiano, Darío, INF (1941-42, '46)  
 Lofton, Kenny, OF (2002)  
 Logan, Boone, P (2006-08)  
 Lolich, Ron, OF (1971)  
 Lollar, Sherman, C-INF (1952-63)  
 Lollar, Tim, P (1985)  
 Long, Bill, P (1985, '87-90)  
 Long, Jeff, INF-OF (1964)  
 Long, Jim, C (1922)  
 Look, Dean, OF (1961)  
 Lopat, Eddie, P (1944-47)  
 Lopez, Jose, INF (2012)  
 Lopez, Pedro, INF (2005)  
 Lord, Harry, INF-OF (1910-14)  
 Lorraine, Andrew, P (1995)  
 Lovett, Merritt "Mm," PH (1933)  
 Loviglio, Jay, INF-DH (1981-82)  
 Lowdermilk, Grover, P (1919-20)  
 Lowe, Sean, P (1999-2001)  
 Lown, Omar "Turk," P (1958-62)  
 Lucy, Donny, C (2007, '10-11)  
 Lundquist, David, P (1999)  
 Lupien, Ulysses "Tony," INF (1948)  
 Luzinski, Greg, DH-INF (1981-84)  
 Lytle, Albert "Sparky," P (1982)  
 Lynn, Byrd, C (1916-20)  
 Lyons, Barry, C-INF-DH (1995)  
 Lyons, Steve, INF-OF-C-DH (1986-91)  
 Lyons, Ted, P-OF (1923-42, '46)  
 Lytle, Jim, OF (1972)

# ALL-TIME ROSTER

## M (156)

MacDougall, Mike, P (2006-)  
 Machado, Robert, C (1996-98)  
 Mack, Frank, P (1922-23, '25)  
 Mackowiak, Rob, OF-INF (2006-07)  
 Madjeski, Ed, C (1934)  
 Magnuson, Jim, P (1907-71)  
 Magoon, George, INF (1903)  
 Magrane, Joe, P (1996)  
 Mahoney, Bob, P (2015)  
 Majeski, Hank, INF (1950-51)  
 Maloney, Julie, OF (1925)  
 Malone, Eddie, C (1949-50)  
 Maltzberger, Gordon, P (1943-44, '46-47)  
 Manda, Carl, INF (1914)  
 Mangum, Leo, P (1924-25)  
 Mann, Johnny, INF (1928)  
 Manrique, Fred, INF (1987-89)  
 Manuel, Mark "Moxie," P (1908)  
 Manzillo, Ravelo, P (1988)  
 Marcum, John, P (1939)  
 Manríquez, Jhan, P (2012)  
 Marlowe, Dick, P (1956)  
 Marquez, Isidro, P (1995)  
 Marquez, Jeff, P (2010)  
 Marsh, Freddie, INF-OF (1953-54)  
 Marshall, Willard, OF (1954-55)  
 Marté, Damaso, P (2002-05)  
 Martin, J.C., INF-C (1959-67)  
 Martin, Joe, INF (1938)  
 Martin, Morrie, P (1954-56)  
 Martin, Norberto, INF (1993-97)  
 Martínez, Carlos, INF-OF (1988-90)  
 Martínez, Dave, OF-INF (1995-97)  
 Martínez, Silvio, P (1977)  
 Martz, Randy, P (1983)  
 Masi, Phil, C (1950-52)  
 Masset, Nick, P (2007-08)  
 Matias, John OF-INF (1970)  
 Mattick, Wally "Chick," OF (1912-13)  
 Mauldin, Mark, INF (1934)  
 Maxwell, Charlie, OF-INF (1962-64)  
 May, Carlos, INF-OF-DH (1968-76)  
 May, Milt, C (1979)  
 Maye, Lee, OF-INF (1970-71)  
 Mayer, Erskine, P (1919)  
 Mayer, Wally, C-INF (1911-12, '14-15)  
 McAleese, John, P (1901)  
 McNaney, Jim, OF (1958-60)  
 McBee, Pryor, P (1926)  
 McBride, Ken, P (1959-60)  
 McCabe, Dick, P (1922)  
 McCall, Brian, OF (1962-63)  
 McCarthy, Brandon, P (2005-06)  
 McCarthy, Tom, P (1988-89)  
 McCaskill, Kirk, P (1992-96)  
 McClellan, Harvey, INF-OF (1919-24)  
 McConnell, Ambrose, INF (1910-11)  
 McCormick, Mike, OF (1950)  
 McCraw, Tommy, INF-OF (1963-70)  
 McCray, Rodney, OF-DH (1990-91)  
 McCurdy, Harry, C-INF (1926-28)  
 McDonald, Jim, P (1956-58)  
 McDowd, Jack, P (1987-88, '90-94)  
 McElroy, Chuck, P (1997)  
 McFarland, Ed, C-INF (1902-07)  
 McFarland, Herm, OF (1901-02)  
 McGhee, Ed, OF (1950, '54-55)  
 McGlothen, Lynn, P (1981)  
 McGlothlin, Jim, P (1973)  
 McGuire, Tom, P (1919)  
 McIlwain, Stover, P (1957-58)  
 McIntyre, Matty, OF (1911-12)  
 McKain, Harold, P (1923-24)  
 McKeon, Joel, P (1986-87)  
 McKinney, Rich, INF-OF (1970-71)  
 McLary, Howard "Polly," PH (1912)  
 McLish, Cal, P (1961)  
 McMackin, Sam, P (1902)  
 McMahon, Don, P (1967-68)  
 McMullin, Fred, INF (1916-20)  
 McNair, Eric "Boob," INF (1939-40)

McNetney, Jerry, C (1964, '66-68)  
 McPherson, Dallas, INF (2011)  
 McWeeny, Doug, P (1921-22, '24)  
 Mele, Sam, OF-INF (1952-53)  
 Melon, Paul "Mollie," OF (1910-11)  
 Melton, Bill, INF-OF-DH (1968-75)  
 Melvin, Bob, C (1994)  
 Merriman, Lloyd, OF (1955)  
 Mertes, Sandow, INF-OF-C (1901-02)  
 Merullo, Matt, C-1B-DH (1989, '91-93)  
 Messinger, Bobby, OF (1909-11)  
 Metkovich, George, OF (1949)  
 Metzgi, Bill, INF (1944)  
 Metzler, Alex, OF (1927-30)  
 Meyer, Billy, C (1913)  
 Meyer, George, INF (1938)  
 Michaels, Cass, INF-OF (1943-50, '54)  
 Michaelson, John, P (1921)  
 Miles, Aaron, INF (2003)  
 Milledge, Lastings, OF (2011)  
 Miller, Bob, P (1970)  
 Miller, Corky, C (2009)  
 Miller, Frank, P (1913)  
 Miller, Walter "Jake," P (1933)  
**Minaya, Juan, P (2016-)**  
 Minoso, Orestes "Minnie," OF-INF-DH (1951-57, '60-61, '64, '76, '80)  
 Miranda, Willie, INF (1952)  
 Mitchell, Roy, P (1918)  
 Mogridge, George, P (1911-12)  
 Molina, Gustavo, C (2007)  
 Molinaro, Bobby, OF (1977-78, '80-81)  
 Moloney, Rich, P (1970)  
 Monroe, Larry, P (1976)  
 Montas, Frankie, P (2015)  
 Montague, Aurelio, P (1967)  
 Montano, Agustín, P (2006)  
 Moore, Alvin "Junior," OF-INF (1978-80)  
 Moore, Barry, P (1970)  
 Moore, Jim, OF (1930)  
 Moore, Jimmy, P (1930-32)  
 Moore, Randy, OF (1927-28)  
 Moore, Ray, P (1958-80)  
 Morales, Rich, INF-OF (1967-73)  
 Moran, Carl "Bugs," P (1974)  
 Morehart, Ray, INF (1924, '26)  
 Moret, Brent, INF (2010-13)  
 Morarty, George, INF (1916)  
 Morman, Russ, INF-OF (1986, '88-89)  
**Morman, Justin, DH (2016)**  
 Morrison, Jim, INF-DH (1979-82)  
 Morrissey, Joseph "Jo Jo," INF (1936)  
 Moses, Gerry, C-INF (1975)  
 Moses, Wally, OF (1942-46)  
 Moss, Les, C (1955-58)  
 Mossi, Don, P (1964)  
 Mostil, Johnny, OF-INF (1918, '21-29)  
 Mouton, Glen, P (1948)  
 Mouton, Lyle, OF-DH (1995-97)  
 Mueller, Bill, OF (1942, '45)  
 Mueller, Don, P (1958-59)  
 Mulleavy, Greg, INF (1930, '32)  
 Mullen, Charlie, INF-OF (1910-11)  
 Mulligan, Eddie, INF (1921-22)  
 Mullins, Fran, INF (1980)  
 Mulrean, Dominic, P (1921)  
 Muñoz, Arnie, P (2004)  
 Muñoz, Jose, INF (1996)  
 Mura, Steve, P (1963)  
 Murphy, Danny, P (1969-70)  
 Murphy, Eddie, OF-INF (1915-21)  
 Murray, George, P (1933)  
 Muser, Tony, INF-OF-DH (1971-75)  
 Myers, Brett, P (2012)  
 Myers, Mike, P (2007)  
 Myette, Aaron, P (1999-2000)

## N (36)

Nagel, Bill, INF (1945)  
 Nahorodny, Bill, C-INF-DH (1977-79)  
 Naleway, Frank, INF (1924)  
**Narvaez, Omar, C (2016-)**

Nash, Charles "Cotton," INF (1967)  
**Navarro, Dioner, C (2011)**  
 Navarro, Jaime, P (1997-99)  
 Neis, Bernie, OF (1927)  
 Nelson, Andy, P (1908)  
 Nelson, Gene, P (1984-86)  
 Nelson, Glenn "Rocky," INF-OF (1951)  
 Nelson, Jeff, P (2006)  
 Nelson, Roger, P (1967)  
 Ness, Jack, INF (1916)  
 Neumeier, Dan, P (1972)  
 Newton, Warren, OF (1991-95)  
 Niarhos, Gus, C (1950-51)  
 Nicholas, Don, OF (1952, '54)  
 Nichols, Reid, OF-INF-DH (1985-86)  
 Nicholson, Dave, OF (1963-65)  
 Nielsen, Scott, P (1987)  
 Nieman, Bob, OF (1955-56)  
 Niemann, Randy, P (1984)  
 Nieto, Adrian, C (2014)  
 Nix, Jason, INF (2009-10)  
 Noesi, Hector, P (2014-15)  
 Nordbrook, Tim, INF-DH (1977)  
 Nordhagen, Wayne, OF-C-P (1976-81)  
 Norman, Bill, OF (1931-32)  
 Northey Ron, OF-PH (1955-57)  
 Norton, Greg, INF (1996-2000)  
 Noyes, Wynn, P (1919)  
 Nunez, Johnny, P (2009)  
 Nyman, Chris, INF-OF-DH (1982-83)  
 Nyman, Jerry, P (1968-69)  
 Nyman, Nyls, OF-DH (1974-77)

## O (31)

O'Brien, Charlie, C (1998)  
 O'Brien, Syd, INF (1970)  
 O'Brien, Thomas "Buck," P (1913)  
 Odum, John "Blue Moon," P (1970)  
 Ohman, Will, P (2011-12)  
 Olivo, Miguel, C (2002-04)  
 Olmedo, Ray, INF (2012)  
 Olmstead, Fred, P (1908-11)  
 Olt, Mike, INF (2015)  
 Omogrosso, Brian, P (2012-13)  
 O'Malley, Tom, INF (1984)  
 O'Neill, Bill, OF (1906)  
 O'Neill, Emmett, P (1946)  
 Ordoñez, Magglio, OF (1997-2004)  
 Orengo, Joe, INF (1945)  
 Orta, Jorge, INF-OF-DH (1972-79)  
 Ortiz, Jose, OF (1969-70)  
 Osborn, Dan, P (1975)  
 Osinski, Dan, P (1969)  
 Osteen, Claude, P (1975)  
 Ostergard, Roy "Red," INF-PH (1921)  
 Ostrowski, John, OF-INF (1949-50)  
 Osuna, Antonio, P (2001-02)  
 O'Toole, Denny, P (1969-73)  
 O'Toole, Jim, P (1967)  
 Otten, Jim, P (1974-76)  
 Owen, Frank, P (1903-09)  
 Owen, Marv, INF (1938-39)  
 Owens, Frank, C (1909)  
 Owens, Jerry, OF (2006-09)  
 Ozuna, Pablo, INF (2005-08)

## P (84)

Paciorek, Tom, INF-OF-DH (1982-85)  
 Paddock, Del, INF (1912)  
 Pall, Donn, P (1988-93)  
 Paniagua, Jose, P (2003)  
 Papai, Al, P (1955)  
 Papihs, Frank, P (1945-48)  
 Parent, Freddy, INF-OF (1908-11)  
 Paris, Kelly, INF-DH (1988)  
 Parque, Jim, P (1998-2002)  
 Parsons, Casey, OF-DH (1983-84)  
 Pasek, John, C (1934)  
 Pasqua, Dan, OF-INF-DH (1988-94)  
 Patterson, Hamilton, OF (1909)  
 Patterson, Ken, P (1988-91)  
 Patterson, Reggie, P (1981)

Patterson, Roy, P (1901-07)  
 Paul, Josh, C (1999-2003)  
 Paulino, Felipe, P (2014)  
 Pavletich, Don, C-INF (1969)  
 Pawlowski, John, P (1987-88)  
 Payne, Fred, C-OF (1909-11)  
 Payne, George, P (1920)  
 Pearson, Ike, P (1948)  
 Peavy, Jake, P (2009-13)  
 Peckinpah, Roger, INF (1927)  
 Pence, Elmer, OF (1922)  
 Pence, Russell, P (1921)  
 Peña, Jesus, P (1999-2000)  
 Peña, Tony, C (1997)  
 Peña, Tony, P (2000-11)  
 Perconte, Jack, INF (1986-91)  
 Perez, Melido, P (1988-91)  
 Perez, Tim, OF (2004-05)  
 Perkovich, John, P (1950)  
 Perme, Len, P (1942, '46)  
 Perry, Herbert, INF (2000-01)  
 Perzanowski, Stan, P (1971, '74)  
 Peters, Gary, P (1959-69)  
 Peters, Oscar "Rube," P (1912)  
 Peterson, Adam, P (1987-90)  
 Peterson, Carl "Buddy," INF (1955)  
**Petricak, Josh, P (2013-)**  
 Phegley, Jake, C (2013-14)  
 Phelps, Ray "Babe," P (1935-36)  
 Phillee, Dave, OF (1941, '46-51, '56-57)  
 Phillips, Heath, P (2007)  
 Phillips, John "Bubba," INF-OF (1956-59)  
 Phillips, Paul, C (2008)  
 Phillips, Taylor, P (1963)  
 Phillips, Tony, OF (1996-97)  
 Platt, Wiley, P (1901-02)  
 Pierce, Billy, P (1949-61)  
 Pieretti, Marino, P (1948-49)  
 Pierre, Juan, OF (2010-11)  
 Pierzynski, A.J., C (2005-12)  
 Pietz, Tony, INF (1935-37)  
 Pliarok, Al, OF (1961)  
 Pinelli, Ralph "Babe," OF (1918)  
 Pitlock, Lee "Skip," P (1974-75)  
 Pizarro, Juan, P (1961-66)  
 Platt, Mizzel "Whitely," OF (1946)  
 Podsednik, Scott, OF (2005-07, '09)  
 Polite, Cliff, P (2004-06)  
 Pollet, Howard, P (1956)  
 Pomorski, John, P (1934)  
 Poreda, Aaron, P (2009)  
 Porter, Inv, OF (1914)  
 Porzio, Mike, P (2002-03)  
 Poser, John, P (1932)  
 Powell, Bob, PR (1955, '57)  
 Pratt, Frank, PH (1921)  
 Priddy, Bob, P (1968-69)  
 Prinz, Bret, P (2007)  
 Proctor, Noah "Red," P (1923)  
 Proly, Mike, P (1978-80)  
 Pruitt, Ron, OF-C-INF-DH (1980)  
 Prysor, Greg, INF-DH (1978-81)  
 Putsipher, Bill, P (2001)  
 Purday, David, P (2013)  
 Purdy, Everett, OF (1926)  
**Purke, Matt, P (2016-)**  
 Purtell, Billy, INF (1908-10)  
**Putnam, Zach, P (2014-)**  
 Putz, J.J., P (2010)

## Q (8)

Qualls, Jim, OF (1972)  
 Qualters, Tom, P (1958)  
 Quentin, Carlos, OF (2008-11)  
 Quinlan, Lee, INF (1906-07)  
 Quinlan, Tom "Finners," OF (1915)  
 Quinn, John, P (1918)  
**Quintana, Jose, P (2012-)**  
 Quirk, Jamie, C (1984)

FRONT OFFICE

FIELD STAFF

PLAYERS

OPPONENTS

2016 REVIEW

HISTORY

RECORDS

MINOR LEAGUES

MEDIA/MISC.

# ALL-TIME ROSTER

## R (192)

Raddiff, Ray "Rip," OF-1NF (1934-39)  
 Rader, Don, OF-1NF (1913)  
 Radinsky, Scott, P (1990-95)  
 Ragan, Pat, P (1919)  
 Raines, Tim, OF-DH (1991-95)  
 Ramirez, Alexei, INF-OF (2008-15)  
 Ramirez, Horacio, P (2008)  
 Ramirez, Julio, OF (2001)  
 Ramirez, Manny, DH (2010)  
**Ranaudo, Anthony, P (2016)**  
 Randall, James "Sap," INF-OF (1988)  
 Rapp, Earl, OF (1949)  
 Rath, Fred, P (1968-69)  
 Rath, Morris, INF (1912-13)  
 Rauch, Jon, P (2002, 2004)  
 Raymond, Claude, P (1959)  
 Redfern, George, INF (1928-29)  
 Redus, Gary, OF-DH (1987-88)  
 Reed, Addison, P (2011-13)  
 Reed, Ron, P (1984)  
 Regan, Phil, P (1972)  
 Reichardt, Rick, OF-1NF-DH (1971-73)  
 Reilly, Barney, INF-OF (1909)  
 Renko, Steve, P (1977)  
 Rensa, Tony, C (1937-39)  
 Reuss, Jerry, P (1968- 89)  
 Reynolds, Carl, OF (1927-31)  
 Reynolds, Danny, INF (1945)  
 Rhavn, Bobby, INF (1949)  
 Rhyne, Hal, INF (1933)  
 Ribant, Dennis, P (1968)  
 Richar, Danny, INF (2007)  
 Richard, Clayton, P (2008-09)  
 Richard, Lee "Bee Bee," INF-OF-DH (1971-72, 74-75)  
 Rickett, Marv, OF-1NF (1950)  
 Riddle, Johnny, C (1930)  
 Rienzo, Andre, P (2013-14)  
 Righetti, Dave, P (1995)  
 Rigney, John, P (1937-42, '46-47)  
 Rios, Alex, OF (2009-13)  
 Rios, Armando, P (2003)  
 Risberg, Charles "Swede," INF (1917-20)  
 Risko, David, P (2006)  
 Ritchie, Todd, P (2002)  
 Rivera, Jim "Jungle," OF-1NF (1952-61)  
 Riviere, Art "Tink," P (1925)  
 Rizzo, Todd, P (1998-99)  
 Roberts, Bert, P (1984)  
 Robertson, Charles, P (1919, '22-25)  
**Robertson, David, P (2015-)**  
 Robertson, Mike, INF (1996)  
 Robidoux, Billy Jo, INF (1989)  
 Robinson, Aaron, C (1948)  
 Robinson, Dewey, P (1979-81)  
 Robinson, Eddie, INF (1950-52)  
 Robinson, Floyd, OF (1960-66)  
 Rock, Les, INF (1936)  
 Rodriguez, Aurelio, INF (1982-83)  
 Rodriguez, Hector, INF (1952)  
 Rodriguez, Liu, INF (1999)

## Rodon, Carlos, P (2015-)

Rogovin, Saul, P (1951-53)  
 Rohe, George, INF-OF (1905-07)  
**Rollins, Jimmy, INF (2016)**  
 Romano, John, C (1958-59, '65-66)  
 Romo, Vicente, P (1971-72)  
 Rondon, Gil, P (1979)  
 Roof, Phil, C (1976)  
 Roselli, Bob, C (1961-62)  
 Rosenberg, Lou, INF (1923)  
 Rosenberg, Steve, P (1988-90)  
 Rosenthal, Larry, OF-1NF (1936-41)  
 Ross, Lee "Buck," P (1941-45)  
 Rotblatt, Marv, P (1948, '50-51)  
 Roth, Frank, C (1906)  
 Roth, Robert, OF-1NF (1914-15)  
 Rothrock, Jack, OF-1NF (1932)  
 Rounsaville, Virle "Gene," P (1970)  
 Roush, Eddie, OF (1913)  
 Rowand, Aaron, OF (2001-05)

Royster, Jerry, INF-OF (1987)  
 Rudolph, Don, P (1957-59)  
 Ruel, Herold "Muddy," C (1934)  
 Ruffcorn, Scott, P (1993-96)  
 Ruffing, Charlie "Red," P-OF (1947)  
 Rush, Bob, P (1960)  
 Russell, Adam, P (2008)  
 Russell, Ewell "Reb," P-OF (1913-19)  
 Russell, John, P (1921-22)  
 Ryan, Mark, OF (1985)  
 Ryal, Connie, INF (1953)  
 Ryan, John "Blondy," INF (1930)

## S (180)

Sabo, Chris, DH-1NF (1995)  
 Sadowski, Bob, INF (1962)  
 Saenz, Olmedo, INF (1994)  
**Saladino, Tyler, INF (2015-)**  
 Salas, Mark, C-DH (1988)  
 Salazar, Luis, INF-OF-DH (1985-86)  
**Sale, Chris, P (2010-16)**  
 Salkeld, Bill, C (1950)  
 Salveson, Jack, P (1935)  
 Samardzija, Jeff, P (2015)  
 Sanchez, Angel, INF (2013)  
**Sanchez, Carlos, INF (2014-)**  
**Sanchez, Hector, C (2016)**  
 Sanders, David, P (2003)  
 Sanderson, Scott, P (1994)  
**Sands, Jerry, OF (2016)**  
 Santiago, Hector, P (2011-13)  
 Santo, Ron, INF-DH (1974)  
 Santos, Sergio, P (2010-11)  
 Santovenia, Nelson, C (1992)  
 Sauveur, Rich, P (1996)  
 Sawatski, Carl, C (1954)  
 Sax, Steve, INF (1992-93)  
 Scala, Jerry, OF (1948-50)  
 Scarbery, Randy, P (1979-80)  
 Scarborough, Ray, P (1950)  
 Schaefer, Jeff, INF (1989)  
 Schaffer, Jimmie, C (1965)  
 Schalk, Ray "Cracker," C (1912-28)  
 Schalk, Roy, INF (1944-45)  
 Schaller, Walter "Biff," OF (1913)  
 Schlueter, Norm, C (1938-39)  
 Schmidt, Dave, P (1986)  
 Schnoenweis, Scott, P (2003-04)  
 Schreckengost, Ossee, C (1908)  
 Schrieberg, Hank, OF (1914)  
 Schueler, Ron, P (1978-79)  
 Schultz, Webb, P (1924)  
 Schupp, Jeff, P (1922)  
 Schwarz, Jeff, P (1993-94)  
 Scoggins, Jim, P (1913)  
 Scoore, Herb, P (1960-62)  
 Scott, Jim "Death Valley," P (1909-17)  
 Scott, Everett "Deacon," INF (1926)  
 Searge, Ray, P (1986-87)  
 Seaver, Tom, P (1984-86)  
 Secrist, Don, P (1969-70)  
 Seeds, Bob, OF (1932)  
 Seery, Pat, OF (1948-49)  
 Segura, Jose, P (1988-89)  
 Seilheimer, Rick, C (1980)  
 Selph, Carey, INF (1932)  
 Semon, Marcus, INF (2013-14)  
 Septimo, Leyson, P (2012)  
 Sewell, Luke, C (1935-38)  
 Sharp, Bill, OF-DH (1973-75)  
 Shaw, Al, C (1908)  
 Shaw, Bob, P (1958-61)  
 Shaw, Jeff, P (1995)  
 Shea, Merv, C (1934-37)  
 Sheely, Earl, INF (1921-27)  
 Sheely, Hollis "Bud," P (1951-53)  
 Shellenback, Frank, P (1918-19)  
**Shields, James, P (2016-)**  
 Shipley, Joe, P (1963)  
 Shires, Art, INF (1928-30)  
 Shook, Ray, PH (1916)  
 Shores, Bill, P (1936)

Short, Dave, OF (1940-41)  
 Shoun, Clyde, P (1949)  
**Shuck, J.B., OF (2015-16)**  
 Shugart, Frank, INF (1901)  
 Sierra, Moises, OF (2014)  
 Sierra, Ruben, OF-DH (1998)  
 Sievers, Roy, INF-OF (1960-61)  
 Sigafos, Frank, INF (1929)  
 Silvestri, Ken, C (1939-40)  
 Sima, Al, P (1994)  
 Simas, Bill, P (1995-2001)  
 Simmons, Al, OF (1933-35)  
 Simmons, Brian, OF (1998-1999)  
 Simons, Mel, OF (1931-32)  
 Simpson, Harry, OF-1NF (1959)  
 Singleton, Chris, OF (1999-2001)  
 Sirota, Mike, P (1995-2000)  
 Sisco, Andrew, P (2007)  
 Sisk, Tom, P (1970)  
 Siwy, Jim, P (1982-84)  
 Sketchley, Harry "Bud," OF (1942)  
 Skinner, Joel, C (1983-86)  
 Skizas, Lou, OF (1959)  
 Skopec, John, P (1901)  
 Skowron, Bill "Moose," INF (1964-67)  
 Slattery, John, C (1903)  
 Slaughter, Don, C (1996)  
 Smalley, Roy, INF (1984)  
 Smaza, Joe, OF (1946)  
 Smith, Al, OF-1NF (1958-62)  
 Smith, Art, P (1932)  
**Smith, Blake, P (2016-)**  
 Smith, Charley, INF (1962-64)  
 Smith, Clarence "Pop-Boy," P (1913)  
 Smith, Edgar, P (1939-43, '46-47)  
 Smith, Ernie, INF (1930)  
 Smith, Frank, P (1904-10)  
 Smith, Harvey, P (1912)  
**Smith, Kevin, C (2016-)**  
 Smith, Robert, P (1913)  
 Snipes, Wyatt "Roxey," PH (1923)  
 Snodgrass, Scott, P (2014)  
 Snopce, Chris, INF (1995-98)  
 Snyder, Cory, OF (1991)  
 Snyder, John, P (1998-99)  
 Snyder, Russ, OF (1968)  
 Soderholm, Eric, INF-DH (1977-79)  
 Solomon, Eddie, P (1982)  
 Solters, Julius OF (1940-41, '43)  
 Sosa, Sammy, OF-DH (1989-91)  
 Soto, Geovany, C (2015)  
 Souchock, Steve, OF-1NF (1949)  
 Speer, Floyd, P (1943-44)  
 Spence, Bob, INF (1969-71)  
 Spencer, Jim, INF-DH (1976-77)  
 Spencer, Tom, OF-DH (1978)  
 Spiezio, Ed, INF (1972)  
 Spillner, Dan, P (1984-85)  
 Squires, Mike, INF-OF (1975, '77-85)  
 Staehle, Marv, INF (1964-67)  
 Staley, Gerry, P (1956-61)  
 Stange, Lee, P (1970)  
 Stanka, Joe, P (1959)  
 Stanton, Mike, P (1985)  
 Stark, Matt, DH (1990)  
 Steengrafe, Milton, P (1924, '26)  
 Stegman, Dave, OF-DH (1983-84)  
 Stein, Bill, INF-OF-DH (1974-76)  
 Steinbacher, Henry, OF (1937-39)  
 Stephens, Gene, OF (1963-64)  
 Stephens, Vern, INF (1953, '55)  
 Stephenson, Joe, C (1947)  
 Stewart, Chris, C (2006)  
 Stewart, Eddie "Bud," OF (1951-54)  
 Stewart, Frank, P (1927)  
 Stewart, Jimmy, OF-1NF (1967)  
 Stewart, Josh, P (2003-04)  
 Stewart, Zach, P (2011-12)  
 Stieb, Dave, P (1993)  
 Stillman, Royle, OF-1NF-DH (1977)  
 Stine, Lee, P (1934-35)  
 Stobbs, Chuck, P (1952)

Stoddard, Tim, P (1975)  
 Stone, Dean, P (1962)  
 Stone, Steve, P (1973, '77-78)  
 Stoneman, John, OF (1933)  
 Strahs, Dick, P (1954)  
 Strang, Sammy, INF (1902)  
 Stratton, Monty, P (1934-38)  
 Stricklett, Elmer, P (1960)  
 Striker, Jake, P (1904)  
 Stroud, Ed, OF (1966-67, '71)  
 Strunk, Amos, OF-1NF (1920-24)  
 Stults, Eric, P (2012)  
 Stumpf, George, OF (1936)  
 Sturtz, Tanyon, P (1999-2000)  
 Suggden, Joe, C-1NF (1901)  
 Sullivan, Billy, Jr., C-1NF-OF (1931-33)  
 Sullivan, Billy Sr., C-1NF-OF (1901-12, '14)  
 Sullivan, John, P (1919)  
 Sullivan, Scott, P (2003)  
 Surkamp, Eric, P (2014)  
 Surkont, Max, P (1949)  
 Suter, Harry "Rube," P (1909)  
 Sutherland, Leo, OF (1980-81)  
 Sveum, Dale, INF (1992)  
 Swanson, Evar, OF (1932-34)  
 Swanson, Karl, INF (1928-29)  
 Sweeney, Ryan, OF (2006-07)  
 Swentor, Augie, C (1922)  
 Swift, Bill, P (1943)  
 Swisher, Nick, INF-OF (2008)

## T (157)

Taitt, Doug, OF (1929)  
 Takatsu, Shingo, P (2004-05)  
 Talbot, Fred, P (1963-64)  
 Tankersley, Leo, C (1925)  
 Tannehill, Lee, INF (1903-12)  
 Tanner, Bruce, P (1985)  
 Tapani, Kevin, P (1996)  
 Tartabull, Danny, OF (1996)  
 Tate, Bennie, C (1930-32)  
 Tatum, Ken, P (1974)  
 Taub, Fred, OF (1935)  
 Taylor, Leo, PH (1923)  
 Taylor, Michael, OF (2014)  
 Taylor, Wiley, P (1912)  
 Teahan, Mark, INF (2010-11)  
 Tekotte, Blake, OF (2013)  
 Terrero, Luis, OF (2007)  
 Terry, Zeb, OF (1916-17)  
 Thigpen, Bobby, P (1986-93)  
 Thomas, Frank, INF-DH (1990-2005)  
 Thomas, Larry, P (1995-97)  
 Thomas, Leo, INF (1952)  
 Thomas, Tommy, P (1926-32)  
 Thome, Jim, DH-1NF (2006-09)  
 Thompson, John, P (1921)  
 Thompson, Taylor, P (2014)  
 Thompson, Tommy, OF-1NF (1938-39)  
 Thompson, Tracey, OF (2015)  
 Thornton, Matt, P (2006-13)  
 Threats, Erick, P (2010)  
 Thurston, Hollis "Sloppy," P (1923-26)  
 Tidrow, Dick "Dirt," P (1983)  
 Tiefenthaler, Verle, P (1962)  
 Tietje, Les, P (1933-36)  
**Tilson, Charlie, P (2016-)**  
 Tingley, Ron, C (1994)  
 Tipton, Joe, C (1949)  
 Tolleson, Wayne, INF (1986)  
 Torgesen, Earl, INF (1957-61)  
 Torrealba, Pablo, C (1978-79)  
 Torres, Carlos, P (2009-11)  
 Torres, Rusty, OF (1978-79)  
 Touchstone, Clay, P (1945)  
 Towne, Jay "Babe," C (1906)  
 Tracey, Sean, P (2006)  
 Treame, Chris, C (1995)  
 Tresh, Mike, C (1938-48)  
 Troncoso, Ramon, P (2013)  
 Trosky, Hal, Jr., P (1958)  
 Trosky, Hal, Sr., INF (1944, '46)

# ALL-TIME ROSTER

Trout, Steve, P (1978-82)  
 Trucks, Virgil, P (1953-55)  
 Tucker, Thurman, OF (1942-44, '46-47)  
 Turner, **Jacob, P (2016)**  
 Turner, Jerry, OF (1981)  
 Turner, Tom, C (1940-44)  
 Twombly, Cy, P (1921)

## U (5)

Uhalt, Bernie "Frenchy," OF (1934)  
 Uhle, Bob, P (1938)  
 Uhlir, Charlie, OF (1934)  
 Upshaw, Cecil, P (1975)  
 Uribe, Juan, INF (2004-08)

## V (19)

Valdez, Mario, INF (1997)  
 Valdez, Wilson, INF (2004)  
 Valentin, Jose, INF (2000-04)  
 Valentinetti, Vito, P (1954)  
 Vance, Joe, P (1935)  
 Varney, Pete, C-DH (1973-76)  
 Vazquez, Javier, P (2006-08)  
 Veez, Donnie, P (2012-14)  
 Veltman, Art, INF (1926)  
 Ventura, Robin, INF (1989-98)  
 Verhoeven, John, P (1977)  
 Viciedo, Dayan, INF (2010-14)  
 Vining, Ken, P (2001)  
 Vinson, Ernie "Rube," OF (1906)  
 Vizcaino, Luis, P (2005)  
 Vizzquel, Omar, INF (2010-11)  
 Von Kolnitz, Alfred "Fritz," INF (1916)  
 Voss, Bill, OF (1965-68)  
 Vuckovich, Pete, P (1975-76)

## W (91)

Wade, Jake, P (1942-44)  
 Wagner, Leon, OF (1968)  
 Wakamatsu, Don, C (1991)

Walker, Fred "Dixie," OF (1936-37)  
 Walker, Gerry "Gee," OF (1938-39)  
 Walker, Greg, INF-DH (1982-90)  
 Walker, Kevin, P (2005)  
 Wallaesa, Jack, INF-OF (1947-48)  
 Walsh, Ed, P (1928-30, '32)  
 Walsh, Ed "Big Ed," P (1904-16)  
 Wapnick, Steve, P (1991)  
 Ward, Aaron, INF (1927)  
 Ward, Bryan, P (1998-99)  
 Ward, Pete, INF-OF (1963-69)  
 Washington, Claudell, OF (1978-80)  
 Washington, Sloane, OF (1935-36)  
 Wassermann, Ehren, P (2007-08)  
 Watwood, John, OF-INF (1929-32)  
 Way, Bob, INF (1927)  
 Weaver, Art, C (1908)  
 Weaver, Floyd, P (1970)  
 Weaver, George "Buck," INF (1912-20)  
 Webb, Daniel, P (2013-16)  
 Webb, Earl, OF-INF (1933)  
 Webb, Jim "Skeeter," INF (1940-44)  
 Wehde, Wilbur "Biggs," P (1930-31)  
 Wehrmeister, Dave, P (1985)  
 Weigel, Ralph, C-OF (1948)  
 Weiland, Bob, P (1928-31)  
 Weiland, Ed, P (1940, '42)  
 Weis, Al, INF-OF (1962-67)  
 Welday, Mike, OF (1907-09)  
 Wells, Casper, OF (2013)  
 Wells, David, P (2001)  
 Wells, Kip, P (1999-2001)  
 Wells, Leo, INF (1942, '46)  
 West, Sammy, OF (1942)  
 Wheeler, Don, C (1949)  
 Whisler, Wes, P (2009)  
 White, Ed, OF (1955)  
 White, Guy "Doc," P-OF-INF (1903-13)  
 White, Rick, P (2003)

Whitehead, John P (1935-39)  
 Whitman, Frank, INF (1946, '48)  
 Widger, Chris, C (2005-06)  
 Widmar, Al, P (1952)  
 Wieneke, John, P (1921)  
 Wight, Bill, P (1948-50)  
 Wies, Randy, P (1977)  
 Wilhelm, Hoyt, P (1963-68)  
 Wilkins, Andy, INF (2014)  
 Wilkinson, Roy, P (1919-22)  
 Willard, Jerry, C (1990)  
 Williams, Claude "Lefty," P (1916-20)  
 Williams, Eddie, INF (1989)  
 Williams, Kenny, OF-INF (1986-88)  
 Williams, Randy, P (2009-10)  
 Williams, Walt "No-Neck," OF (1967-72)  
 Williamson, Al, P (1928)  
 Willingham, Tom "Hugh," INF (1930)  
 Willis, Carl, P (1988)  
 Willoughby, Jim, P (1978)  
 Wilson, Frank "Kid," OF (1918, '27)  
 Willis, Ted, P (1965)  
 Wilson, Bill, OF (1950, '53-54)  
 Wilson, Bob "Red," C (1951-54)  
 Wilson, Craig, INF (1998-2000)  
 Wilson, Jim, P (1956-58)  
 Wilson, Roy, P (1928)  
 Wilson, Teddy, OF-INF (1952)  
 Winn, Jim, P (1987)  
 Wirts, Elwood "Kettie," C (1924)  
 Wise, Archie, P (1932)  
 Wise, Dewayne, OF (2008-09, '12-13)  
 Wolfe, Roy "Polly," OF (1912, '14)  
 Wolfgang, Mellie, P (1914-18)  
 Wood, Wilbur, P (1967-78)  
 Woodard, Mike, INF-DH (1988)  
 Woodward, Frank, P (1923)  
 Wortham, Richard "Tex," P (1978-80)  
 Worthington, Al, P (1960)

Wright, Dan, P (2001-04)  
 Wright, Ed "Ceylon," INF (1916)  
 Wright, Glenn, INF (1935)  
 Wright, Taft "Taffy," OF (1940-42, '46-48)  
 Wright, Tom, OF (1952-53)  
 Wrona, Rick, C (1993)  
 Wunsch, Kelly, P (2000-04)  
 Wyatt, Whitlow, P (1933-36)  
 Wynn, Early, P (1958-62)  
 Wynne, Billy, P (1968-70)

## Y (7)

Yancy, Hugh, INF-DH (1972, '74, '76)  
 Yankowski, George, C (1949)  
 Yaryan, Clarence "Yam," C (1921-22)  
**Ynoa, Michael, P (2016-)**  
 York, Rudy, INF (1947)  
 Youklis, Kevin, INF (2012)  
 Young, Iv, P (1910-11)

## Z (7)

Zanni, Dom, P (1962-63)  
 Zarilla, Al, OF (1951-52)  
 Zeider, Rollie, INF (1910-13)  
 Zernial, Gus, OF (1949-51)  
 Zisk, Richie, OF-DH (1977)  
 Zuppic, Bob, INF-OF (1994)  
 Zwilling, Ed "Dutch," OF (1910)

# CHICAGO NATIVES TO PLAY FOR WHITE SOX

Player	Born	Years	Player	Born	Years	Player	Born	Years
John Skopec	Chicago	1901	Jocko Conlan	Chicago	1934-35	Lee Stange	Chicago	1970
Ed Hughes	Chicago	1902	Charlie Uhlir	Chicago	1934	Gerry Arrigo	Chicago	1970
Tom Dougherty	Chicago	1904	George Cathamer	Chicago	1934	Ed Spiezio	Joliet	1972
Frank Routh	Chicago	1906	Red Evans	Chicago	1936	Skip Pitlock	Hillside	1974-75
Felix Chouinard	Chicago	1910-11	Johnny Rigney	Oak Park	1937-47	Ross Baumgarten	Highland Park	1978-81
Ernie Johnson	Chicago	1912, '21-23	George Meyer	Chicago	1938	Ed Farmer	Evergreen Park	1979-81
Ray Schalk	Harvey	1912-28	Bob Kennedy	Chicago	1939-48, '55-57	Dewey Robinson	Evanston	1979-81
Jim Breton	Chicago	1913-15	Ken Silvestri	Chicago	1939-40	Kevin Hickey	Chicago	1981-83
Biff Schaller	Chicago	1913	Ed Weiland	Evanston	1940, 42	Greg Luzinski	Chicago	1981-84
Charlie Kavanagh	Chicago	1914	Chet Hajduk	Chicago	1941	Tom Brennan	Chicago	1984
Jack Ness	Chicago	1916	Roy Schalk	Chicago	1944-45	Dave Wehrmeister	Berwyn	1985
George Moriarty	Chicago	1916	Marv Rotblatt	Chicago	1948-51	Jack Perconte	Joliet	1986
Ed Corey	Chicago	1918	Eddie Malone	Chicago	1949-50	John Davis	Chicago	1988-89
Otto Jacobs	Chicago	1918	Johnny Ostrowski	Chicago	1949-50	Donn Pall	Chicago	1988-93
Johnny Mostil	Chicago	1918-29	Phil Masi	Chicago	1950-52	Mike Woodard	Melrose Park	1988
John Sullivan	Chicago	1919	John Perkovich	Chicago	1950	Mike Sirota	Chicago	1995-2000
Tom McGuire	Chicago	1919	Bert Haas	Naperville	1951	Jose Munoz	Chicago	1996
Spencer Heath	Chicago	1920	Sammy Esposito	Chicago	1952-63	Marvin Freeman	Chicago	1996
Charlie Blackburn	Chicago	1921	Phil Cavarretta	Chicago	1954-55	Al Levine	Park Ridge	1996-97
Doug McWeeny	Chicago	1921-22, '24	Johnny Groth	Chicago	1954-55	Mike Heathcott	Chicago	1998
Hal Busser	Chicago	1922	Dick Strahs	Evanston	1954	Craig Wilson	Chicago	1998-2000
Leon Cadore	Chicago	1923	Jim Hughes	Chicago	1957	Joe Davenport	Chicago	1999
Frank Naleway	Chicago	1924	Chuck Lindstrom	Chicago	1958	Josh Paul	Evanston	1999-03
John Kane	Chicago	1925	Ted Kluszewski	Argo	1959-60	Mark Dalesandro	Chicago	2001
Bob Weiland	Chicago	1928-31	Lou Skizas	Chicago	1959	Kelly Dransfeldt	Joliet	2004
Bruce Campbell	Chicago	1930-32	Bill Skowron	Chicago	1964-67	Rob Mackowiak	Oak Lawn	2006-07
Ike Eichrodt	Chicago	1931	Marv Staehle	Oak Park	1964-67	Ryan Bukvich	Naperville	2007
Billy Sullivan	Chicago	1931-33	Jim O'Toole	Chicago	1967	Mike Myers	Arlington Heights	2007
Milt Bocek	Chicago	1933-34	Bob Christian	Chicago	1969-70	Bret Prinz	Chicago Heights	2007
Ira Hutchinson	Chicago	1933	Dan Osinski	Chicago	1969	Jason Frasor	Chicago	2011
Mem Lovett	Chicago	1933	Denny O'Toole	Chicago	1969-73	Charlie Tilson	Wilmette	2016-

# ALL-TIME NUMERICAL ROSTER

The White Sox have won more numbers since 1931. Retired numbers are in bold italics.

**(0 2)**  
Mark Ryal .....1985  
Oscar Gamble .....1985

**(1 28)**  
Bill Cissell .....1931  
Frank Grube .....1932  
Ed Madjeski .....1934  
George Kell .....1954-56  
Jim Landis .....1957-64  
Tommy Agee .....1965-67  
Sandy Alomar, Sr. ....1968-69  
Angel Bravo .....1969  
Rich McKinney .....1970  
Luis Alvarado .....1971-74  
Bill Stein .....1974-76  
John Flannery .....1977  
Tim Nordbrook .....1977  
Harry Chappas .....1978  
Jay Loviglio .....1982  
Scott Fletcher .....1983-85  
Kenny Williams .....1986  
Wayne Tolleson .....1986  
Jerry Royster .....1987  
Lance Johnson .....1988-95  
Kenny Lofton .....2002  
Willie Harris .....2004-05  
Danny Ricks .....2007  
Scott Podsednik .....2009  
Juan Pierre .....2010-11  
Kosuke Fukudome .....2012  
Tyler Greene .....2013  
Adam Eaton .....2014-16

**2 (31) — Retired in 1976**  
Bob Weiland .....1931  
Mel Simons .....1931  
Carl Reynolds .....1931  
Bernie Tate .....1932  
Jackie Hayes .....1933-35  
Tony Piet .....1936-37  
Merv Owen .....1938-39  
Bob Kennedy .....1939  
Jackie Hayes .....1939  
Bill Knickerbocker .....1941  
Val Heimer .....1942  
Skeeter Webb .....1943-44  
Danny Reynolds .....1945  
Thurman Tucker .....1946-47  
Ralph Hodgins .....1947  
Herb Adams .....1948  
Jim Delsing .....1948  
John Ostrowski .....1949-50  
Bobby Rhawn .....1949  
Jerry Scala .....1949  
Al Kozar .....1950  
Mike McCormick .....1950  
Al Zanilla .....1951-52  
**Nellie Fox .....1953-63**  
Smoky Burgess .....1965-67  
Dick Kenworthy .....1968  
Rich Morales .....1969-70  
Mike Andrews .....1971-73  
Jerry Hairston .....1973-75  
Chet Lemon .....1975  
Mike Squires .....1975

**3 (34) — Retired in 1989**  
Carl Reynolds .....1931  
Charlie Berry .....1932  
Smead Jolley .....1932  
Red Kress .....1933  
Jimmy Dykes .....1933  
Zeke Bonura .....1934-37  
Joe Kuhel .....1938-43  
Joe Orenego .....1945  
Jake Jones .....1946-47  
Rudy York .....1947  
Tony Lupien .....1948  
Steve Souchock .....1949  
Marv Rickert .....1950

Jim Busby .....1951-52  
Leo Thomas .....1952  
Sammy Esposito .....1952  
Connie Ryan .....1953  
Vern Stephens .....1953  
Grady Hatton .....1954  
Ed McGhee .....1954  
Jim Bredeweser .....1955-56  
Fred Hatfield .....1956-57  
Hal Trotsky .....1958  
Tito Francona .....1958  
Ray Boone .....1958  
Jim McNany .....1959-60  
Del Dennis .....1959  
Lou Skizas .....1959  
Floyd Robinson .....1960-66  
Walt Williams .....1967-672  
Eddie Leon .....1973-74  
Jim Spencer .....1976-77  
Jim Breazeale .....1978

**Harold Baines .....1980-89,  
\*96-97, 2000-01**

**4 (10) — Retired in 1984**  
Al Jolley .....1931  
Lu Blue .....1932  
**Luke Appling .....1933-43,  
\*45, \*46-50**  
Dick Clarke .....1944  
Kerby Farrell .....1945  
Ron Jackson .....1957-59  
Gene Freese .....1960  
Ken Berry .....1962  
Ron Hansen .....1963-69  
Tim Cullen .....1968

**5 (41)**  
Luke Appling .....1931  
Jackie Hayes .....1932  
Al Simmons .....1933  
Jimmy Dykes .....1934-38  
Bob Kennedy .....1946-48  
Whitney Platt .....1946  
Pat Seery .....1948-49  
Hank Majeski .....1950-51  
Bert Haas .....1951  
Bob Boyd .....1951  
Tom Wright .....1952  
George Wilson .....1952  
Sam Mele .....1953  
Johnny Groth .....1954-55  
Jim Busby .....1955  
Bubba Phillips .....1956-59  
Roy Sievers .....1960-61  
Joe Cunningham .....1962-64  
Bill Skowron .....1964  
Johnny Romano .....1965-66  
Duane Josephson .....1967-70  
Tony Muser .....1971-72  
Ed Spazio .....1972  
Bill Sharp .....1973-75  
Bob Coluccio .....1975, 77  
Bob Molinaro .....1977-78, \*80-81  
Milt May .....1979  
Vance Law .....1982-84  
Luis Salazar .....1985-86  
Ron Karkovics .....1987-88  
Matt Merullo .....1991-93  
Ray Durham .....1995-2002  
D'Angelo Jimenez .....2003  
Carl Everett .....2003  
Juan Uribe .....2004-08  
Jayson Nik .....2009-10  
Lastings Milledge .....2011  
Orlando Hudson .....2012  
Angel Sanchez .....2013  
Marcus Semien .....2013-14  
Carlos Sanchez .....2015-16

**6 (28)**  
Cliff Watwood .....1931  
Bill Cissell .....1932  
Johnny Hodapp .....1932  
Mule Haas .....1933-37

Gene Ford .....1938  
Tommy Thompson .....1938-39  
Eddie Smith .....1939  
Tuffy Wright .....1940-42  
Moose Solters .....1943  
Hal Trotsky .....1944  
Roy Schalk .....1944-45  
Tuffy Wright .....1946-48  
Gus Zernial .....1949-51  
Don Lenhardt .....1951  
Rocky Krsnich .....1952-53  
Bud Sheely .....1952  
Cass Michaels .....1954  
Ron Northey .....1955-56  
Ed McGhee .....1955  
Dave Philley .....1956-57  
Stover Mcllwain .....1957  
Billy Goodman .....1958-61  
Al Weis .....1962-67  
Buddy Booker .....1968  
Tom McCraw .....1969-70  
Ed Stroud .....1971  
George Jorga .....1972-79  
Ricky Seelheimer .....1980

**7 (43)**  
Lew Fonseca .....1931  
Willie Kamm .....1931  
Carey Selph .....1932  
Jimmy Dykes .....1933  
Al Simmons .....1934-35  
Dixie Walker .....1936-37  
George Stumpf .....1936  
Gee Walker .....1938-39  
Eric McNair .....1940  
Dario Lodigiani .....1941-42  
Jimmy Grant .....1943  
Hal Trotsky .....1944, 46  
Bill Nagel .....1945  
Cass Michaels .....1946-50  
Jack Wallaesa .....1947  
Ray Scarborough .....1950  
Ed Stewart .....1951-52  
Jim Rivera .....1953-61  
Andy Carey .....1961  
Bob Farley .....1962  
Charlie Maxwell .....1962-64  
Don Buford .....1965-67  
Russ Snyder .....1968  
Leon Wagner .....1968  
Don Pavletich .....1969  
Syd O'Brien .....1970  
Alan Bannister .....1976-80  
Randy Johnson .....1980  
Marc Hill .....1981-86  
Ron LeFlore .....1982  
Kenny Williams .....1987-89  
Matt Merullo .....1989  
Scott Fletcher .....1989-91  
Steve Sax .....1992-93  
Norberto Martin .....1994-97  
Timo Perez .....2004-05  
Jerry Owens .....2006-09  
Josh Fields .....2009  
Mark Kotsay .....2010  
Jordan Danks .....2012  
Jeff Keppinger .....2013  
Micah Johnson .....2015  
Jimmy Rollins .....2016

**8 (40)**  
Bernie Tate .....1931  
Luke Appling .....1932  
Charlie English .....1933  
Liz Funk .....1933  
Jocko Conlan .....1934-35  
Johnny Pasek .....1934  
Mike Kreevich .....1936-41  
Marilyn Hoag .....1942  
Thurman Tucker .....1943-44  
Floyd Baker .....1945-51  
Ralph Hamner .....1946  
Frankie Hayes .....1946  
Sam Dente .....1952

Ferris Fain .....1953-54  
Walt Droop .....1955-58  
Ray Boone .....1958-59  
Ted Kluszewski .....1959-60  
Harry Simpson .....1959  
Brian McCall .....1962  
Pete Ward .....1963-69  
John Matias .....1970  
Tom Egan .....1971-72  
Pete Varney .....1973-76  
Kevin Bell .....1976-80  
Ron LeFlore .....1981-82  
Marc Hill .....1982  
Dave Stegman .....1983-84  
Daryl Boston .....1985-90  
Phil Bradley .....1990  
Bo Jackson .....1991-93  
Olmedo Saenz .....1994  
Mike Devereaux .....1995  
Tony Phillips .....1996  
Albert Belle .....1997-98  
Brook Fordyce .....1999-2000  
Charles Johnson .....2000  
Mark L. Johnson .....2001-02  
Miguel Olivo .....2003-04  
Carl Everett .....2004-05  
Alex Cintron .....2006-07

**9 (18) — Retired in 1983**  
Frank Grube .....1931  
Bruce Campbell .....1932  
Pete Daglia .....1932  
Evar Swanson .....1933-34  
Ray Radcliffe .....1934-39  
Moose Solters .....1940-41  
Wally Moses .....1942-46  
Dave Philley .....1946-51  
**Minnie Minoza .....1951-57,  
\*60-61, \*64, \*80, \*83**  
Walt Smith .....1958  
Johnny Callison .....1958-59  
Ramon Conde .....1962  
Charley Smith .....1962-63  
Danny Catter .....1965-66  
Wayne Causey .....1966-68  
Woody Held .....1968-69  
Ossie Blanco .....1970  
Lee Richard .....1971-72, 74-75

**10 (25)**  
Pete Appleton .....1940  
Sherm Lollar .....1953-63  
J.C. Martin .....1966-67  
Tommy Davis .....1968  
Chuck Brinkman .....1969-70  
Jay Johnstone .....1971-72  
Sam Ewing .....1973  
Ron Santo .....1974  
Jim Essian .....1975  
Jack Brohamer .....1976-77  
Ron Blomberg .....1978  
Joe Gates .....1979  
Steve Lyons .....1986  
Fred Manrique .....1987-88  
Shawn Jeter .....1992  
Dave Stieb .....1993  
Mike Lavalliere .....1994-95  
Darren Lewis .....1996-97  
Chris Snopce .....1998  
Mark Johnson .....1999-2000  
Royce Clayton .....2001-02  
Shingo Takatsu .....2004-05  
Rob Mackowiak .....2006-07  
Alexei Ramirez .....2008-15  
Austin Jackson .....2016

**11 (19) — Retired in 1984**  
John Whitehead .....1935  
Alvin Grove .....1940  
Orval Grove .....1940  
Luis Aloma .....1953-54  
Dick Alick .....1954  
Clint Courtney .....1955  
Buddy Peterson .....1955  
**Luis Aparicio .....1956-62, \*68-70**

Dave Nicholson .....1963-65  
Jerry Adair .....1966-67  
Sandy Alomar .....1967  
Jimmy Stewart .....1967  
Chuck Brinkman .....1971-74  
Jerry Moses .....1975  
Jim Essian .....1976-77  
Don Kessinger .....1978  
Bruce Kimm .....1980  
Greg Pryor .....1980-81  
Rudy Law .....1982-84  
Omar Vizquel .....2010-11

**12 (39)**  
Hank Garrity .....1931  
Butch Henline .....1931  
Hal Rhyne .....1933  
Joe Chamberlain .....1934  
George Washington .....1935-36  
Larry Rosenthal .....1936-41  
Bill Knickerbocker .....1941  
Bud Sketchley .....1942  
Guy Cutright .....1943-46  
Jack Wallaesa .....1947-48  
Billy Bowers .....1949  
Mickey Haefner .....1949-50  
Dick Lane .....1949  
Harry Dorish .....1951-55  
Les Moss .....1955-58  
Gary Peters .....1959  
J.C. Martin .....1960-65  
Ed Herrmann .....1969-74  
Deron Johnson .....1975  
Lamar Johnson .....1975  
Eric Soderholm .....1977-79  
Jim Morrison .....1979-82  
Steve Dillard .....1982  
Joel Skinner .....1983-84  
Roy Smalley .....1984  
Julio Cruz .....1985-86  
Steve Lyons .....1987-91  
Mike Huff .....1991-93  
Craig Grebeck .....1994-95  
Chad Kreuter .....1996-98  
Mike Caruso .....1998  
Wil Cordero .....1998  
Chris Singleton .....1999-2001  
Willie Harris .....2002-03  
Roberto Alomar .....2003-04  
Ben Davis .....2004  
A.J. Pierzynski .....2005-12  
Conor Gillaspie .....2013-15  
Tim Anderson .....2016

**13 (8)**  
Bob Fothergill .....1932  
Marv Grissom .....1952  
Blue Moon Odom .....1976  
Harry Chappas .....1979-80  
Jamie Quirk .....1984  
Ozzie Guillen .....1985-97  
Antonio Osuna .....2002  
Willie Harris .....2003

**14 (38) — Retired in 2015**  
Ted Lyons .....1931  
Johnny Watwood .....1932  
Art Evans .....1932  
Phil Galian .....1932  
Jack Rothrock .....1932  
Frank Grube .....1933  
Bob Boken .....1934  
Red Kress .....1934  
Luke Sewell .....1935-38  
Vallie Evans .....1939  
Johnny Marcum .....1939  
Ken Silvestri .....1939-40  
George Dickiey .....1941-42  
Vince Castino .....1943-46  
Joe Kuhel .....1946-47  
Mario Pieretti .....1948-50  
Jerry Scala .....1948-50  
Ed McGhee .....1950  
Joe DeMaestri .....1951

# ALL-TIME NUMERICAL ROSTER

## 14 (cont.)

Sam Mele ..... 1952  
 Saul Rogovin ..... 1953  
 Carl Sawatski ..... 1954  
 Larry Dobby ..... 1956-57  
 Sammy Esposito ..... 1958-63  
 Tom McCraw ..... 1963-64  
 Bill Skowron ..... 1965-67  
 Ken Boyer ..... 1967-68  
 Bill Melton ..... 1968-75  
 Cleon Jones ..... 1976  
 Hugh Yancy ..... 1976  
 Tony Bernazard ..... 1981-83  
 Casey Parsons ..... 1983  
 Russ Manning ..... 1986, 88-89  
 Fred Manrique ..... 1989  
 Craig Grebeck ..... 1990-93  
 Julio Franco ..... 1994  
 Dave Martinez ..... 1995-97  
**Paul Konerko ..... 1999-2014**

## 15 (43)

Tommy Thomas ..... 1931  
 Charlie Biggs ..... 1932  
 Pat Caraway ..... 1932  
 Archie Wertz ..... 1932  
 Charlie Berry ..... 1933  
 Merv Shea ..... 1934-37  
 Mike Tresh ..... 1938-48  
 Vic Frazier ..... 1939  
 Marino Pieretti ..... 1948  
 Joe Tipton ..... 1949  
 Jack Bruner ..... 1950  
 Joe Kirrene ..... 1950  
 Bill Salkeld ..... 1950  
 Paul Lehner ..... 1951  
 Bill Kennedy ..... 1952  
 Bud Sheely ..... 1952  
 Bob Keegan ..... 1953-58  
 Ken McBride ..... 1959-60  
 Don Rudolph ..... 1959  
 Cal McLish ..... 1961  
 Bob Sadowski ..... 1962  
 Jerry McNertney ..... 1964-68  
 Bob Christian ..... 1969-70  
 Jose Ortiz ..... 1970  
 Mike Hersherberger ..... 1971  
 Dick Allen ..... 1972-74  
 Rich Coghins ..... 1976  
 Wayne Nordengen ..... 1976-77  
 Bill Nahorndy ..... 1978-79  
 George Foster ..... 1986  
 Donnie Hill ..... 1987-88  
 Jeff Schaefer ..... 1989  
 Jerry Hairston ..... 1989  
 Frank Thomas ..... 1990  
 Kirk McCaskill ..... 1995-96  
 Pat Borders ..... 1996  
 Doug Drabek ..... 1997  
 Josh Paul ..... 1999-2000  
 Sandy Alomar, Jr. .... 2001-04  
 Tadahito Iguchi ..... 2005-07  
 Wilson Betemit ..... 2009  
 Gordon Beckham ..... 2009-15  
 Brett Lawrie ..... 2016

## 16 (25) — Retired in 1987

Pat Caraway ..... 1931  
**Ted Lyons ..... 1932-46**  
 Max Surkont ..... 1949  
 Gordon Goldsberry ..... 1950  
 Bob Mahoney ..... 1951  
 Red Wilson ..... 1951  
 Joe Dobson ..... 1952  
 Merv Grissom ..... 1952  
 Mike Fornieles ..... 1953-56  
 Bob Cain ..... 1954  
 Sammy Esposito ..... 1955  
 Bob Kennedy ..... 1957  
 Ted Beard ..... 1957  
 Al Smith ..... 1958-62  
 Brian McCall ..... 1963

Ken Berry ..... 1970  
 Ron Holtman ..... 1971  
 Brian Downing ..... 1973-77  
 Greg Pryor ..... 1978-80  
 Bruce Kimm ..... 1980  
 Jim Essian ..... 1981  
 Mary Foley ..... 1982  
 Julio Cruz ..... 1983-84  
 Kenny Williams ..... 1986

## 17 (39)

Hal McKain ..... 1931  
 Bill Chamberlin ..... 1932  
 Tommy Thomas ..... 1932  
 Ed Durham ..... 1933-34  
 John Stoneham ..... 1933  
 Harry Kinzey ..... 1934  
 Sad Sam Jones ..... 1935  
 Merritt Cain ..... 1936-38  
 Les Tiejle ..... 1936  
 George Meyer ..... 1938  
 John Gerlach ..... 1939  
 Art Herring ..... 1939  
 Tom Turner ..... 1940-44  
 Frank Papish ..... 1945-48  
 Chico Carrasquel ..... 1950-55  
 Bob Powell ..... 1957  
 Earl Torgeson ..... 1957-61  
 Ken Berry ..... 1963-65  
 Frank Lary ..... 1965  
 Bill Voss ..... 1966-68  
 Ed Stroud ..... 1967  
 Aurelio Montegudo ..... 1967  
 Rich Morales ..... 1967  
 Carlos May ..... 1969-76  
 Phil Roof ..... 1976  
 Oscar Gamble ..... 1977  
 Alvin Moore ..... 1978  
 Merv Foley ..... 1979-80  
 Jerry Hairston ..... 1981-87  
 Dave Gallagher ..... 1988-90  
 Chris Sabo ..... 1995  
 Mike Caruso ..... 1998-99  
 Tony Graffanino ..... 2001-03  
 Ross Clodion ..... 2005-06  
 Darin Erstad ..... 2005-06  
 Ken Griffey Jr. .... 2008  
 Chris Getz ..... 2009  
 Tyler Flowers ..... 2010-12  
 Adrian Nieto ..... 2014

## 18 (38)

Red Faber ..... 1931, '33  
 Vic Frazier ..... 1932  
 Ed Walsh ..... 1932  
 George Earnshaw ..... 1934  
 Bill Dietrich ..... 1936-46  
 Merv Connors ..... 1938  
 Eddie Smith ..... 1946-47  
 Randy Gumpert ..... 1948-51  
 Aaron Robinson ..... 1948  
 Mickey Haefer ..... 1950  
 Chuck Stobbs ..... 1952  
 Jim Suchecki ..... 1953  
 Allie Clark ..... 1953  
 Connie Johnson ..... 1953  
 Matt Batts ..... 1954  
 Red Wilson ..... 1954  
 Bob Nieman ..... 1955-56  
 Jim Derrington ..... 1956-57  
 Barry Latman ..... 1958-59  
 Herb Score ..... 1960-62  
 Geoff Long ..... 1963-64  
 Fritz Ackley ..... 1963-64  
 Gene Freese ..... 1965-66  
 Jimmie Schaffer ..... 1965  
 Jim King ..... 1967  
 Rocky Colavito ..... 1967  
 Gal Hopkins ..... 1968-70  
 Pat Kelly ..... 1971-76  
 Mike Squires ..... 1975  
 Royle Stillman ..... 1977  
 Claudell Washington ..... 1978-80

Ron Pruitt ..... 1980  
 Brian Giles ..... 1986  
 Cliff Politte ..... 2004-06  
 Orlando Cabrera ..... 2008  
 Brent Lillibridge ..... 2009-12  
 Jose Lopez ..... 2012  
 Blake Tekotte ..... 2013  
 Tyler Saladino ..... 2015-16

## 19 (37) — Retired in 1987

Grant Bowler ..... 1931  
 Garland Braxton ..... 1931  
 Red Faber ..... 1932  
 Vic Frazier ..... 1933  
 Whitlow Wyatt ..... 1933-35  
 Hugo Klaerner ..... 1934  
 Les Tiejle ..... 1935  
 Les Rock ..... 1936  
 Boze Berger ..... 1937-38  
 Harry Boyles ..... 1939  
 Merv Connors ..... 1939  
 Orval Grove ..... 1939  
 Ed Weiland ..... 1940  
 Dave Short ..... 1940  
 Buck Ross ..... 1941-45  
 George Dickey ..... 1946-47  
 Johnny Johnson ..... 1946  
 Ike Pearson ..... 1948  
**Billy Pierce ..... 1949-61**  
 Dom Zanni ..... 1962-63  
 Joe Shipley ..... 1963  
 Bruce Howard ..... 1963-67  
 Dennis Ribant ..... 1968  
 Buddy Bradford ..... 1969-70  
 Barry Moore ..... 1970  
 Les Maye ..... 1971  
 Ron Lolicich ..... 1971  
 Steve Huntz ..... 1971  
 James Qualls ..... 1972  
 Rudy Hernandez ..... 1972  
 Hugh Yancy ..... 1974  
 Ken Tatum ..... 1974  
 Mike Squires ..... 1975, 77-78  
 Sam Ewing ..... 1976  
 Mike Colbern ..... 1979  
 Greg Luzinski ..... 1981-84  
 Floyd Bannister ..... 1986-87

## 20 (33)

Joe Vance ..... 1935  
 Clint Brown ..... 1936  
 Bill Dietrich ..... 1936  
 John Whitehead ..... 1936  
 Johnny Rigney ..... 1937  
 Jimmie Grant ..... 1942  
 Sandy Consuegra ..... 1953-56  
 Sam Dente ..... 1953  
 Bill Fischer ..... 1957-58  
 John Romano ..... 1958-59  
 Dick Brown ..... 1960  
 Jake Striker ..... 1960  
 Al Worthington ..... 1960  
 Joel Horien ..... 1961-71  
 Johnny Jeter ..... 1973  
 Hugh Yancy ..... 1974  
 Nyls Nyman ..... 1974-77  
 Bill Nahorndy ..... 1977  
 Wayne Nordengen ..... 1978-81  
 Aurelio Rodriguez ..... 1982  
 Jerry Dybzinski ..... 1983-84  
 Joe DeSa ..... 1985  
 Reid Nichols ..... 1985-86  
 Bill Lindsey ..... 1987  
 Mike Diaz ..... 1988  
 Mike Woodard ..... 1988  
 Ron Karkovice ..... 1989-97  
 Jon Garland ..... 2003-07  
 Carlos Quentin ..... 2008-11  
 Jordan Danks ..... 2012  
 Kevin Youkilis ..... 2012  
 Jordan Danks ..... 2013-14  
 J.B. Shuck ..... 2015-16

## 21 (30)

Les Tiejle ..... 1934  
 John Whitehead ..... 1938  
 Eddie Smith ..... 1941  
 Ed Stewart ..... 1953-54  
 Sammy Esposito ..... 1955  
 Stan Jok ..... 1955  
 Bob Powell ..... 1955-56  
 Gerry Staley ..... 1956-61  
 Ray Herbert ..... 1961-64  
 Joel Gibson ..... 1965  
 Jim O'Toole ..... 1967  
 Dab Osinski ..... 1969  
 Phil Gallivan ..... 1934  
 Bob Uhle ..... 1938  
 Orval Grove ..... 1941  
 Les Maye ..... 1970-71  
 Bart Johnson ..... 1971-76  
 Rusty Torres ..... 1978-79  
 Todd Cruz ..... 1980-81  
 Moe Drabowsky ..... 1986  
 Gary Redus ..... 1987-88  
 Robin Ventura ..... 1989-90  
 Matt Stark ..... 1990  
 Joey Cora ..... 1991  
 George Bell ..... 1992-93  
 Scott Sanderson ..... 1994  
 Cal Eldred ..... 2000-01  
 Esteban Loaiza ..... 2003-04  
 Tyler Flowers ..... 2013-15  
 Todd Frazier ..... 2016

## 22 (38)

Lou Garland ..... 1931  
 Jim Moore ..... 1931  
 Grant Bowler ..... 1932  
 Pete Daglia ..... 1932  
 Fabian Kowalk ..... 1932  
 Hal McKain ..... 1932  
 Mill Gaston ..... 1933-35  
 Whitlow Wyatt ..... 1935  
 Whitey Wilshere ..... 1937  
 Eddie Smith ..... 1939-40  
 Joe Hayes ..... 1941  
 Dave Short ..... 1941  
 Johnny Johnson ..... 1945-46  
 Whitey Platt ..... 1946  
 Bing Miller ..... 1947  
 Dick Donovan ..... 1955-60  
 Dave DeBusschere ..... 1962-65  
 Bill Voss ..... 1967  
 Jack Fischer ..... 1968  
 Bob Spence ..... 1969-71  
 Buddy Bradford ..... 1972-76  
 Jerry Hairston ..... 1975-76  
 Richie Zisk ..... 1977  
 Thad Bosley ..... 1978-79  
 Ed Farmer ..... 1979-81  
 Steve Kemp ..... 1982  
 Aurelio Rodriguez ..... 1983  
 Josh Skinner ..... 1985-86  
 Ivan Calderon ..... 1986-90  
 Donn Pall ..... 1991-93  
 Darrin Jackson ..... 1994, '99  
 Chad Fonville ..... 1997  
 Charlie O'Brien ..... 1998  
 Jose Valentin ..... 2000-04  
 Scott Podsednik ..... 2005-07, '09  
 Josh Fields ..... 2008-09  
 Brent Morel ..... 2010-13  
 Matt Davidson ..... 2016

## 23 (44)

Vic Frazier ..... 1931  
 Bump Hadley ..... 1932  
 Red Kress ..... 1932  
 Les Bartholomew ..... 1932  
 Paul Gregory ..... 1933-34  
 Hal Haid ..... 1933  
 Vern Kennedy ..... 1934-37  
 John Pomorski ..... 1934  
 Monty Stratton ..... 1934

Bill Cox ..... 1938  
 Jack Knott ..... 1938-40  
 Myril Hoag ..... 1941  
 Jake Wade ..... 1942-43  
 Eddie Carnett ..... 1944  
 Bill Nagel ..... 1945  
 Ralph Hodgins ..... 1946  
 Lloyd Christopher ..... 1947  
 Randy Gumpert ..... 1948  
 Al Gettel ..... 1948  
 Herb Adams ..... 1949  
 Rocky Kreslich ..... 1949  
 Lou Kretlow ..... 1951-53  
 Virgil Trucks ..... 1953-55  
 Carl Sawatski ..... 1956  
 Gary Peters ..... 1960-62  
 Mike Joyce ..... 1962-63  
 Dick Kenworthy ..... 1964  
 Bob Locker ..... 1965-69  
 Jose Ortiz ..... 1969  
 Bob Miller ..... 1970  
 Steve Hamilton ..... 1970  
 Tommie Sisk ..... 1970  
 Steve Kealey ..... 1971-73  
 Lamar Johnson ..... 1976-81  
 Chris Nyman ..... 1982-83  
 Casey Parsons ..... 1984  
 Rudy Law ..... 1984-85  
 Bryan Little ..... 1986  
 Tim Hullett ..... 1986  
 Dan Pasqua ..... 1988  
 Robin Ventura ..... 1990-98  
 Brian Daubach ..... 2003  
 Jermaine Dye ..... 2005-09  
 Mark Teahen ..... 2010-11

## 24 (45)

Lou Garland ..... 1931  
 Biggs Wehde ..... 1931  
 Evar Swanson ..... 1932  
 Sad Sam Jones ..... 1932  
 Joe Heving ..... 1933-34  
 Carl Fischer ..... 1935  
 Les Stine ..... 1935  
 Monty Stratton ..... 1936-38  
 Bob Kennedy ..... 1942  
 Ralph Hodgins ..... 1943-44  
 Joe Hockett ..... 1945  
 Al Hollingsworth ..... 1946  
 Ed Fernandes ..... 1946  
 Earl Harris ..... 1947  
 Gordon Goldsberry ..... 1949-51  
 Charlie Kress ..... 1949-50  
 Gus Nieman ..... 1950-51  
 Hal Hudson ..... 1952  
 Connie Johnson ..... 1953  
 Bill Fischer ..... 1955  
 Ted Gray ..... 1955  
 Bob Kennedy ..... 1955  
 Al Papi ..... 1955  
 Gerry Staley ..... 1956  
 Howie Pollet ..... 1956  
 Dick Marlowe ..... 1956  
 Early Wynn ..... 1958-62  
 Don Buford ..... 1963-64  
 Tom McCraw ..... 1965-68  
 Danny Murphy ..... 1969-70  
 Tom Bradley ..... 1971-72  
 Ken Henderson ..... 1973-75  
 Bart Johnson ..... 1977  
 Mike Proly ..... 1978-80  
 Jerry Turner ..... 1981  
 Ernesto Escarrega ..... 1982  
 Floyd Bannister ..... 1983-85, '87  
 Dave Schmidt ..... 1986  
 Carlos Martinez ..... 1988-90  
 Warren Newton ..... 1991-95  
 Mike Cameron ..... 1995-98  
 Joe Crede ..... 2000-08  
 Dayan Viciedo ..... 2010-14  
 Mike Ott ..... 2015  
 Charlie Tilson ..... 2016

FRONT OFFICE  
 FIELD STAFF  
 PLAYERS  
 OPPONENTS  
 2016 REVIEW  
 HISTORY  
 RECORDS  
 MINOR LEAGUES  
 MEDIA/MS.C.

# ALL-TIME NUMERICAL ROSTER

FRONT OFFICE

FIELD STAFF

PLAYERS

OPPONENTS

2016 REVIEW

HISTORY

RECORDS

MINOR LEAGUES

MEDIA/MISC.

## 25 (45)

Biggs Wehde ..... 1931  
 Sam Jones ..... 1932  
 Evar Swanson ..... 1932  
 Joe Heving ..... 1933-34  
 Carl Fischer ..... 1935  
 Lee Stine ..... 1935  
 Monty Stratton ..... 1936-38  
 Bob Kennedy ..... 1942  
 Ralph Hodgins ..... 1943-44, '48  
 Oris Hockett ..... 1945  
 Earl Harrist ..... 1947  
 Ed Fernandes ..... 1946  
 Gordon Goldsberry ..... 1949-51  
 Charles Kress ..... 1949-50  
 Bob Dillinger ..... 1951  
 Freddie Marsh ..... 1953-54  
 Bobby Adams ..... 1955  
 Ted Gray ..... 1955  
 Jim Delsing ..... 1956  
 Cal Abrams ..... 1956  
 Rudy Arias ..... 1959  
 Mike Garcia ..... 1960  
 Jim Lemon ..... 1963  
 Tommy John ..... 1965-71  
 Tony Muser ..... 1972-75  
 Jesse Jefferson ..... 1975-76  
 Jerry Hairston ..... 1977  
 Tommy Cruz ..... 1977  
 Bobby Bonds ..... 1978  
 Tom Spencer ..... 1978  
 Mike Squires ..... 1979-85  
 Ron Hassey ..... 1986-87  
 Scott Bradley ..... 1986  
 Donn Pall ..... 1988  
 Eddie Williams ..... 1989  
 Sammy Sosa ..... 1989-91  
 Kirk McCaskill ..... 1992-94  
 Jim Abbott ..... 1995, '98  
 Jeff Abbott ..... 1999-2000  
 Joe Borcard ..... 2002-05  
 Jim Thome ..... 2006-09  
 Andrew Jones ..... 2010  
 Moises Sierra ..... 2010  
 Adam LaRoche ..... 2015  
 James Shields ..... 2016

## 26 (61)

Billy Sullivan ..... 1931  
 Milt Gaston ..... 1932  
 Johnny Rigney ..... 1935  
 Clint Brown ..... 1936-40  
 Harry Boyles ..... 1938  
 Frank Gabler ..... 1938  
 John Humphries ..... 1941-45  
 Ralph Hamner ..... 1946  
 Frankie Hayes ..... 1946  
 Tom Jordan ..... 1946  
 Joe Stephenson ..... 1947  
 Ralph Weigel ..... 1948  
 Fred Hancock ..... 1949  
 Earl Rapp ..... 1949  
 Nellie Fox ..... 1950-52  
 Red Wilson ..... 1953  
 Don Johnson ..... 1954  
 Earl Battey ..... 1955-59  
 Don Rudolph ..... 1957  
 Earl Battey ..... 1957-59  
 Roy Sievers ..... 1960  
 Wes Covington ..... 1961  
 Don Larsen ..... 1961  
 Gene Stephens ..... 1963-64  
 Ted Willis ..... 1965  
 Dick Kenworthy ..... 1965-67  
 Gary Bell ..... 1969  
 Bob Priddy ..... 1969  
 Jerry Janeski ..... 1970  
 Rich McKinney ..... 1971  
 Jim Liddle ..... 1972  
 Dave Baldwin ..... 1973  
 Lee "Skip" Pitlock ..... 1974-75  
 Dave Hamilton ..... 1975-77  
 Lloyd Allen ..... 1975

Jim Willoughby ..... 1978  
 Randy Scarberry ..... 1979-80  
 Fran Mullin ..... 1980  
 Joe Skinner ..... 1983  
 Tom O'Malley ..... 1984  
 Mark Ryal ..... 1985  
 Bobby Bonilla ..... 1986  
 Jose DeLeon ..... 1986-87  
 Rick Herten ..... 1988  
 Russ Moran ..... 1989  
 Jerry Willard ..... 1990  
 Rodney McCray ..... 1991  
 Mike Squires ..... 1992  
 Ellis Burks ..... 1993  
 Joe Hall ..... 1994  
 Brian Keyser ..... 1995-96  
 Chuck McElroy ..... 1997  
 Lou Frazier ..... 1998  
 McKay Christensen ..... 1999-2001  
 Ross Gioia ..... 2004  
 Orlando Hernandez ..... 2005  
 Sandy Alomar, Jr. .... 2006  
 Andy Gonzalez ..... 2007  
 Octavio Dotel ..... 2008-09  
 Jesse Crain ..... 2011-13  
 Avisail Garcia ..... 2013-16

## 27 (54)

Lu Blue ..... 1931  
 Bill Norman ..... 1932  
 Milt Boeck ..... 1933  
 Clarence Fieber ..... 1933  
 Marty Hopkins ..... 1934-35  
 Lee Stine ..... 1934  
 Jo-Jo Morrissey ..... 1936  
 Thornton Lee ..... 1937-47  
 Ed Fernandes ..... 1946  
 Gene Markland ..... 1949  
 Ross Grimesy ..... 1951  
 Hal Brown ..... 1951  
 Sam Hairston ..... 1951-52  
 Virgil Trucks ..... 1953  
 Tommy Byrne ..... 1953  
 Bob Elliott ..... 1953  
 Willard Marshall ..... 1954-55  
 Ed White ..... 1955  
 Bill Fischer ..... 1956  
 Ellis Kinder ..... 1956-57  
 Barry Lutzman ..... 1957  
 Turk Lown ..... 1958-62  
 Don Rudolph ..... 1958-59  
 Jim Brosnan ..... 1963  
 Charley Smith ..... 1964  
 Fred Klages ..... 1966-67  
 Don Seacrest ..... 1969-70  
 Vicente Romo ..... 1971-72  
 John Jeter ..... 1973  
 Ken Kravec ..... 1975-80  
 Lynn McClothen ..... 1981  
 Eddie Solomon ..... 1982  
 Greg Walker ..... 1982  
 Lorenzo Gray ..... 1982-83  
 Bob Fallon ..... 1984-85  
 Dick Bosman ..... 1986  
 Mark Salas ..... 1988  
 Gregg Hibbard ..... 1989-92  
 Jack Hardy ..... 1989  
 Matt Merullo ..... 1989  
 Ivan Calderon ..... 1993  
 Dennis Cook ..... 1994  
 Chris Snopce ..... 1995-97  
 Brian Simmons ..... 1998-2000  
 Josh Paul ..... 2001-03  
 Carl Everett ..... 2003  
 Jamie Burke ..... 2004-05  
 Geoff Blum ..... 2005  
 Josh Fields ..... 2006-07  
 Paul Phillips ..... 2008  
 Ramon Castro ..... 2009-11  
 Matt Lindstrom ..... 2013-14  
 Leury Garcia ..... 2015  
 Dioner Navarro ..... 2016

## 28 (46)

Irv Jeffries ..... 1931  
 Sad Sam Jones ..... 1933-34  
 John Pomorski ..... 1934  
 Glenn Wright ..... 1935  
 Red Evans ..... 1936  
 John Whitehead ..... 1937, '39  
 Jesse Landrum ..... 1938  
 Ollie Bejma ..... 1939  
 John Whitehead ..... 1939  
 Vallie Eaves ..... 1940  
 Jack Hallett ..... 1940-41  
 Dick Culler ..... 1943  
 Myril Hoag ..... 1944  
 Cass Michaels ..... 1944-46  
 Pete Gebrian ..... 1947  
 Al Gettel ..... 1949  
 Eddie Malone ..... 1949-50  
 Lou Kretlow ..... 1950  
 Bob Chakales ..... 1955  
 Dixie Howell ..... 1955-58  
 Stover McLain ..... 1958  
 Joe Hicks ..... 1959  
 Claude Raymond ..... 1959  
 Dan Ferrarese ..... 1960  
 Joe Ginsberg ..... 1960-61  
 Warren Hacker ..... 1961  
 Eddie Fisher ..... 1962-66  
 Wilbur Wood ..... 1967-78  
 Rich Wortham ..... 1979-80  
 Sparky Lyle ..... 1982  
 Miguel Dilone ..... 1983  
 Randy Niemann ..... 1983-84  
 Kelly Paris ..... 1988  
 Billy Jo Robidoux ..... 1989  
 Rodney McCray ..... 1990  
 Cory Snyder ..... 1991  
 Esteban Beltre ..... 1991  
 Joey Cora ..... 1992-94  
 Lyle Mouton ..... 1995-97  
 Craig Ulloa ..... 1998-2000  
 Julio Ramirez ..... 2001  
 D'Angelo Jimenez ..... 2002  
 Armando Rios ..... 2003  
 Dewayne Wise ..... 2012-13  
 Leydy Garcia ..... 2013-14, '16  
 Trayce Thompson ..... 2015

## 29 (36)

John Kerr ..... 1931  
 Bob Poser ..... 1932  
 Chad Kimsey ..... 1933  
 Ray Phelps ..... 1935-36  
 Bill Shores ..... 1936  
 Johnny Rigney ..... 1937-42, '46-47  
 Floyd Speer ..... 1943  
 Cass Michaels ..... 1943-44  
 Bill Metzig ..... 1944  
 Al Hollingsworth ..... 1946  
 Bill Wight ..... 1948-50  
 Joe Dobson ..... 1951-53  
 Jack Harshman ..... 1954-57  
 Ray Moore ..... 1958-60  
 Bob Rush ..... 1960  
 Al Pilarcik ..... 1961  
 Frank Kreuzer ..... 1962, '64  
 Taylor Phillips ..... 1963  
 Marv Staehle ..... 1964-67  
 Carlos May ..... 1968  
 Bobby Knop ..... 1969-70  
 Joe Keough ..... 1973  
 Buddy Bradford ..... 1976  
 George Enright ..... 1976  
 Harold Baines ..... 1980  
 Nardi Contreras ..... 1980  
 Greg Walker ..... 1982-90  
 Jack McDowell ..... 1990-94  
 John Kruk ..... 1995  
 Don Slaught ..... 1996  
 Tony Pena ..... 1997  
 Keith Foulke ..... 1998-2002  
 Dan Johnson ..... 2012  
 Jeff Samardzija ..... 2015

Hector Sanchez ..... 2016  
 Jacob Turner ..... 2016

## 30 (31)

Italo Chelini ..... 1935-37  
 George Gick ..... 1938  
 Jess Dobemic ..... 1939  
 Sandy Consegua ..... 1953  
 Bud Shely ..... 1953  
 Bob Kennedy ..... 1955-56  
 Lloyd Merriman ..... 1955  
 Jim Wilson ..... 1956-58  
 Alan Brice ..... 1961  
 Dean Lock ..... 1961  
 John Zuhardt ..... 1962-67  
 Cisco Carlos ..... 1967-69  
 Art Kusnyer ..... 1970  
 Jerry Arrigo ..... 1970-73  
 Rich Morales ..... 1971-70  
 Bucky Dent ..... 1973-76  
 Jerry Hairston ..... 1973  
 Don Kessinger ..... 1978  
 Mike Colbern ..... 1978  
 Ross Baumgarten ..... 1978-81  
 Salome Barojas ..... 1982-84  
 Gene Nelson ..... 1984-86  
 Sap Randall ..... 1988  
 Donn Pall ..... 1989-90  
 Tim Raines ..... 1991-95  
 Magglio Ordonez ..... 1997-2004  
 Luis Tero ..... 2007  
 Nick Swisher ..... 2008  
 Mark Kotsay ..... 2009  
 Alejandro De Aza ..... 2010-14  
 David Robertson ..... 2015-16

## 31 (25)

Bob Boyd ..... 1954  
 Dick Donovan ..... 1955  
 Stan Jok ..... 1955  
 Jerry Dahike ..... 1956  
 Paul LaPalme ..... 1956-57  
 Harry Byrd ..... 1956  
 Tom Qualters ..... 1958  
 Norm Cash ..... 1958  
 Chuck Lindstrom ..... 1958  
 Earl Averil ..... 1960  
 Jake Striker ..... 1960  
 Bob Rosselli ..... 1961-62  
 Hoyt Wilhelm ..... 1963-68  
 Joe Gates ..... 1978  
 Lamar Hoyt ..... 1980-84  
 Bruce Tanner ..... 1985  
 John Davis ..... 1988-89  
 Scott Radinsky ..... 1990-95  
 Greg Norton ..... 1996-2000  
 Jose Canseco ..... 2001  
 Ben Davis ..... 2004  
 Raul Casanova ..... 2005  
 Ryan Sweeney ..... 2007  
 Dewayne Wise ..... 2008-09  
 Alex Avila ..... 2016

## 32 (33)

Stan Jok ..... 1954  
 Harry Byrd ..... 1955  
 Ron Northey ..... 1956-57  
 Jim Hughes ..... 1957  
 Don Mueller ..... 1958-59  
 Bob Shaw ..... 1958  
 J. C. Martin ..... 1959  
 Larry Doby ..... 1959  
 Joe Hicks ..... 1960  
 Juan Pizarro ..... 1961-66  
 Buddy Bradford ..... 1967-68  
 Bart Johnson ..... 1969  
 Sammy Ellis ..... 1969  
 Doug Adams ..... 1969  
 Jack Hamilton ..... 1969  
 Don Eddy ..... 1970-71  
 Steve Stone ..... 1973, '77-78  
 Bill Gogolewski ..... 1975  
 Dewey Robinson ..... 1979  
 Thad Bosley ..... 1979-80

Jay Loviglio ..... 1981  
 Tim Hulett ..... 1983-87  
 Steve Carlton ..... 1986  
 Jeff Bittiger ..... 1988-89  
 Alex Fernandez ..... 1990-96  
 Steve Rosenberg ..... 1990  
 Tom Fordham ..... 1997-98  
 Kip Wells ..... 1999-2001  
 Matt Ginter ..... 2003  
 Kelly Dransfeldt ..... 2004  
 Dustin Hermanson ..... 2005-06  
 Brian Anderson ..... 2007-09  
 Adam Dunn ..... 2011-13

## 33 (20)

Red Faber ..... 1947  
 Vito Valentinetti ..... 1954  
 Joe Kirken ..... 1954  
 Don Kirkwood ..... 1977  
 Steve Trout ..... 1978-82  
 Randy Martz ..... 1983  
 Daryl Boston ..... 1984  
 John Cangolosi ..... 1985  
 Neil Allen ..... 1986-87  
 Melido Perez ..... 1988-91  
 Doug Brady ..... 1995  
 Marvin Freeman ..... 1996  
 Mike Sirotka ..... 1997-2000  
 David Wells ..... 2001  
 Aaron Rowand ..... 2003-05  
 Javier Vazquez ..... 2006-08  
 Edwin Jackson ..... 2010-11  
 Dylan Axelrod ..... 2012, '13  
 Brett Myers ..... 2012  
 Zach Duke ..... 2015-16

## 34 (46)

Bill Norman ..... 1931  
 Fred Eichrodt ..... 1931  
 Mel Simons ..... 1932  
 Liz Funk ..... 1932  
 Ira Hutchinson ..... 1933  
 Ed Walsh ..... 1933  
 Earl Webb ..... 1933  
 Frenchy Bordagaray ..... 1934  
 Charlie Uhler ..... 1934  
 John Whitehead ..... 1935-39  
 Johnny Marcum ..... 1939  
 Len Perme ..... 1942, '46  
 Sammy West ..... 1942  
 Don Hanski ..... 1943-44  
 Bill Mueller ..... 1945  
 Frank Whitman ..... 1946  
 Red Ruffing ..... 1947  
 Alex Carrasquel ..... 1949  
 Herb Adams ..... 1950  
 Ken Holcombe ..... 1950-52  
 Bill Wilson ..... 1950  
 Bill Heath ..... 1965  
 Eddie Fisher ..... 1972-73  
 Hugh Yancy ..... 1972  
 Bill Moran ..... 1974  
 Cecil Upshaw ..... 1975  
 Ken Brett ..... 1976-77  
 Clay Carroll ..... 1977  
 Jim Willoughby ..... 1978  
 Alvin Moore ..... 1979-80  
 Joe Gates ..... 1979  
 Bill Almon ..... 1981-82  
 Rich Dotson ..... 1983-87, '89  
 Ken Patterson ..... 1988-91  
 Eddie Williams ..... 1989  
 Terry Leach ..... 1992-93  
 Atlee Hammaker ..... 1994-95  
 Dann Howitt ..... 1994  
 Andrew Lorraine ..... 1995  
 Domingo Cedano ..... 1996  
 Joe Magrane ..... 1996  
 Mario Valdez ..... 1997  
 Jason Dellaero ..... 1999  
 Freddy Garcia ..... 2004-06  
 Gavin Floyd ..... 2007-13  
 Matt Albers ..... 2015-16



# ALL-TIME NUMERICAL ROSTER

FRONT OFFICE

FIELD STAFF

PLAYERS

OPPONENTS

2016 REVIEW

HISTORY

RECORDS

MINOR LEAGUES

MEDIA/MS.C.

## 35 (26) — Retired in 2010

Bob Fothergill ..... 1931  
 Bruce Campbell ..... 1931  
 Chad Kinsey ..... 1932  
 Greg Mulleavy ..... 1932  
 Bob Poser ..... 1932  
 George Murray ..... 1933  
 Les Tietje ..... 1933  
 Frank Grube ..... 1935-36  
 John Michaels ..... 1935  
 Tony Rensa ..... 1937-39  
 Joe Haynes ..... 1941-48  
 Eddie Klieaman ..... 1949  
 Bill Connelly ..... 1950  
 Gus Keriazakos ..... 1950  
 Saul Rogovin ..... 1951-52  
 Dick Strahs ..... 1954  
 Earl Battey ..... 1955  
 Gil Coan ..... 1955  
 Ed McGhee ..... 1955  
 Vern Stephens ..... 1955  
 Bob Shaw ..... 1958-61  
 Fred Talbot ..... 1963  
 Pablo Torrealba ..... 1978-79  
 Jeffrey Robinson ..... 1980-81  
 Dew Billitter ..... 1989  
**Frank Thomas ..... 1990-2005**

## 36 (54)

Art Smith ..... 1932  
 Charlie English ..... 1932  
 Hal Anderson ..... 1932  
 Billy Sullivan ..... 1933  
 Mark Mauldin ..... 1934  
 Frenchy Stratton ..... 1934  
 Monty Stratton ..... 1935  
 George Calthammer ..... 1935  
 Norm Schluefer ..... 1938-39  
 Bob Kennedy ..... 1940-41, 46-48  
 Leo Wells ..... 1942  
 Frank Kalin ..... 1943  
 Johnny Dickshot ..... 1944-45  
 Bob Gillespie ..... 1948  
 Ernie Groh ..... 1949  
 George Metkovich ..... 1949  
 Jerry Scala ..... 1950  
 Tom Hurd ..... 1951  
 Phil Masi ..... 1951  
 Hec Rodriguez ..... 1952  
 Morrie Martin ..... 1954-56  
 Al Sima ..... 1954  
 Jim McDonald ..... 1956-58  
 Tom Quatters ..... 1958-59  
 Joe Stanka ..... 1959  
 Al Worthington ..... 1960  
 Ted Lepcio ..... 1961  
 Jack Lamabe ..... 1966-67  
 Don McMahon ..... 1967  
 Jim Kaat ..... 1973-75  
 Clay Carroll ..... 1976  
 Lerrin LaGrow ..... 1977-79  
 Guy Hoffman ..... 1980  
 Jerry Kosman ..... 1981-83  
 Ron Reed ..... 1984  
 Bill Long ..... 1985  
 Bill Dawley ..... 1986  
 Ray Searge ..... 1986-87  
 Jerry Hairston ..... 1988  
 Jose Segura ..... 1988  
 Eric King ..... 1989-90  
 Scott Hemond ..... 1992  
 Tim Belcher ..... 1993  
 Scott Ruffcorn ..... 1994-95  
 Kevin Tapani ..... 1996  
 Scott Eyre ..... 1997-2000  
 Bill Pulsipher ..... 2001  
 Dan Wright ..... 2002, '04  
 Tom Gordon ..... 2003  
 Chris Widger ..... 2005-06  
 Ryan Sweeney ..... 2006  
 Mike Myers ..... 2007  
 Josh Phegley ..... 2013-14  
 Rob Brantly ..... 2015  
 Jason Coats ..... 2016

## 37 (27)

Bob Seeds ..... 1932  
 Bob Poser ..... 1932  
 Tony Piet ..... 1935  
 Jackie Hayes ..... 1936-39  
 John Gerlach ..... 1939  
 Skeeter Webb ..... 1940-42  
 Gordon Maltzberger ..... 1943-44, 47  
 Clay Touchstone ..... 1945  
 Leo Wells ..... 1946  
 Jim Goodwin ..... 1948  
 Mary Rotblatt ..... 1948  
 Rocky Nelson ..... 1951  
 Bill Kennedy ..... 1952  
 Al Widmar ..... 1952  
 Don Nicholas ..... 1954  
 Lloyd Allen ..... 1974  
 Dave Frost ..... 1977  
 Ron Schueler ..... 1978  
 Bob Fallon ..... 1984  
 Dan Spillner ..... 1984-85  
 Dave Cochrane ..... 1986  
 Steve Carlton ..... 1986  
 Bobby Thigpen ..... 1987-93  
 James Baldwin ..... 1995-2001  
 Jon Adkins ..... 2003-05  
 Matt Thornton ..... 2006-13  
 Scott Downs ..... 2014

## 38 (43)

Jake Miller ..... 1933  
 Les Tietje ..... 1934  
 Dave Philley ..... 1946-47  
 Gordon Maltzberger ..... 1946  
 Emmett O'Neill ..... 1946  
 Glen Moulder ..... 1948  
 Ike Pearson ..... 1948  
 Don Wheeler ..... 1949  
 Phil Masi ..... 1950-52  
 Hank Edwards ..... 1952  
 Bill Wilson ..... 1954  
 Norm Cash ..... 1959  
 Frank Baumann ..... 1960-64  
 Dan Neumeier ..... 1972  
 Phil Regan ..... 1972  
 Jim Otten ..... 1974-76  
 Jesse Jefferson ..... 1975  
 Henry Cruz ..... 1977-78  
 Jim Willoughby ..... 1978  
 Glenn Borgmann ..... 1980  
 Joe DeSa ..... 1985  
 Pete Filson ..... 1986  
 Pat Keedy ..... 1987  
 Barry Jones ..... 1988-89  
 Dave LaPoint ..... 1988  
 Ken Patterson ..... 1989  
 Esteban Beltre ..... 1992  
 Mike Squires ..... 1992  
 Dane Johnson ..... 1994  
 Mike Sirotka ..... 1995-96  
 Jaime Navarro ..... 1997-99  
 Aaron Myette ..... 2000  
 Gary Glover ..... 2001-03  
 Neal Cotts ..... 2003  
 Mike Jackson ..... 2004  
 Pablo Ozuna ..... 2005-08  
 Jason Bourgeois ..... 2008  
 Eduardo Escobar ..... 2012  
 Hector Gimenez ..... 2012-13  
 Miguel Gonzalez ..... 2013  
 Andy Wilkins ..... 2014  
 Mat Latos ..... 2016  
 Omar Narvaez ..... 2016

## 39 (30)

Grant Bowler ..... 1932  
 Clarence Fieber ..... 1932  
 Paul Gregory ..... 1932  
 Jake Wade ..... 1942  
 Ed Welland ..... 1942  
 Floyd Speer ..... 1944  
 Dario Lodigiani ..... 1946

Fred Bradley ..... 1948-49  
 Eddie Klieaman ..... 1949  
 Jerry Scala ..... 1950  
 Ray Coleman ..... 1951-52  
 Dick Littlefield ..... 1951  
 Jim Rivera ..... 1952  
 Tom Flanagan ..... 1954  
 Steve Jones ..... 1967  
 Bob Priddy ..... 1968  
 Dan Neumeier ..... 1972  
 Roberto Hernandez ..... 1991-97  
 Jeff Liefer ..... 1999-2002  
 Aaron Miles ..... 2003  
 Wilson Valdez ..... 2004  
 Chris Stewart ..... 2006  
 Chris Getz ..... 2008  
 Jimmy Gobble ..... 2009  
 Tyler Flowers ..... 2009  
 Dylan Axelrod ..... 2011-12  
 Brett Myers ..... 2012  
 Casper Wells ..... 2013  
 Bryan Anderson ..... 2013  
 Maikel Cleto ..... 2014

## 40 (24)

Marv Rotblatt ..... 1948  
 Stan Johnson ..... 1960  
 Mike Hershberger ..... 1961-64  
 Bill Voss ..... 1965-66  
 Ed Stroud ..... 1966  
 Dan Lazar ..... 1968-69  
 Jim Magnuson ..... 1970-71  
 Jim McGlothlin ..... 1973  
 Joe Henderson ..... 1974  
 Lloyd Allen ..... 1974-75  
 Pete Vuckovich ..... 1975-76  
 Brian Truitt ..... 1978-85  
 Bryan Clark ..... 1986  
 Joe Cowley ..... 1986  
 Jack McDowell ..... 1987-88, '90  
 Jim Winn ..... 1987  
 Wilson Alvarez ..... 1990-97  
 Jim Parque ..... 1998-2002  
 Bartolo Colon ..... 2003, '09  
 Charlie Haeger ..... 2006-07  
 J.J. Putz ..... 2010  
 Brian Bruney ..... 2011-12  
 Ramon Troncoso ..... 2013  
 Daniel Webb ..... 2014-16

## 41 (25)

Verle Tiefenthaler ..... 1962  
 Don Mossi ..... 1964  
 Dennis Higgins ..... 1966-67  
 Paul Edmondson ..... 1969  
 Floyd Weaver ..... 1970  
 Cy Acosta ..... 1972-74  
 Claude Osteen ..... 1975  
 Larry Monroe ..... 1976  
 Ross Baumgarten ..... 1978  
 Fred Howard ..... 1979  
 Dick Tidrow ..... 1983  
 Tom Seaver ..... 1984-86  
 Scott Nilsen ..... 1987  
 Jerry Reuss ..... 1988-89  
 Jeff Carter ..... 1991  
 Bill Simas ..... 1995-2001  
 Mike Porzio ..... 2002-03  
 Jason Grilli ..... 2004  
 Brandon McCarthy ..... 2005  
 Lance Broadway ..... 2007-09  
 Daniel Hudson ..... 2010  
 Philip Humber ..... 2011-12  
 David Purcey ..... 2013  
 Javy Guerra ..... 2014-15  
 Jerry Sands ..... 2016

## 42 (18) — Retired in 1997

Chet Hajduk ..... 1941  
 Ron Jackson ..... 1954-56  
 Ed Herman ..... 1967  
 Dar Johnson ..... 1969-71  
 Denny O'Toole ..... 1969

Hank Allen ..... 1972-73  
 Cecil Upshaw ..... 1975  
 Tim Stoddard ..... 1975  
 Mark Foddy ..... 1978  
 Mark Esser ..... 1979  
 Ron Kittle ..... 1982-86, '89-91  
 Jack Perconte ..... 1986  
 Adam Peterson ..... 1987-88  
 Tom Drees ..... 1991  
 Dale Sveum ..... 1992  
 Rodney Bolton ..... 1993, '95  
 Paul Assenmacher ..... 1994  
 Scott Ruffcorn ..... 1996

## 43 (21)

Gary Peters ..... 1963-69  
 Dave Lemonds ..... 1972-73  
 Bruce DalCanton ..... 1977-78  
 Dennis Lamp ..... 1981  
 Steve Mura ..... 1983  
 Jerry Don Gleaton ..... 1984  
 Steve Christmas ..... 1984  
 Bob James ..... 1985-87  
 Adam Peterson ..... 1987, '89-90  
 Ramon Garcia ..... 1991  
 Bob Zupic ..... 1994  
 Mike Robertson ..... 1996  
 Carlos Castillo ..... 1997-99  
 Herbert Perry ..... 2000-01  
 Damaso Marte ..... 2002-05  
 Heath Phillips ..... 2007  
 Freddy Garcia ..... 2009-10  
 Addison Reed ..... 2011-13  
 Frank Francisco ..... 2014  
 Dan Jennings ..... 2015-16

## 44 (36)

Merv Connors ..... 1937-38  
 Phil Cavarretta ..... 1954-55  
 Ray Berres ..... 1954  
 Connie Johnson ..... 1955-56  
 Gerry Staley ..... 1956  
 Bill Fischer ..... 1957  
 Cam Carreon ..... 1959  
 Russ Kemmerer ..... 1960-62  
 Dean Stone ..... 1962  
 Jim Hicks ..... 1964-66  
 Don McMahon ..... 1967-68  
 Jerry Cridler ..... 1970  
 Pat Jacques ..... 1971  
 Stan Perzanowski ..... 1971  
 Moe Drabowski ..... 1972  
 Wayne Granger ..... 1974  
 Rich Hinton ..... 1975  
 Chet Lemon ..... 1976-81  
 Tom Paciorek ..... 1982-84  
 Mark Gilbert ..... 1985  
 John Cangelosi ..... 1986  
 Pat Keedy ..... 1987  
 Dan Passqua ..... 1988-94  
 Jerry Reuss ..... 1988  
 Tony Castillo ..... 1996-97  
 Chad Bradford ..... 1998-2000  
 Ruben Sierra ..... 1998  
 Ken Hill ..... 2000  
 Aaron Rowand ..... 2001-02  
 Billy Koch ..... 2003-04  
 Brian Anderson ..... 2005-06  
 Troy Hall ..... 2007-08  
 Cory Miller ..... 2009  
 Jake Peavy ..... 2009-13  
 Adam Dunn ..... 2014  
 Justin Morneau ..... 2016

## 45 (43)

Paul Gregory ..... 1932  
 Fred Taub ..... 1935  
 Dixie Walker ..... 1936  
 George Gick ..... 1937  
 Frank Gabler ..... 1938  
 Joe Martin ..... 1938  
 Vic Frazier ..... 1939  
 Orval Grove ..... 1940-49

Ben Chapman ..... 1941  
 Clyde Shoun ..... 1949  
 Joe Eraut ..... 1950-51  
 Bud Sheely ..... 1951  
 Sherm Lollar ..... 1952  
 Connie Johnson ..... 1954  
 Earl Battey ..... 1955  
 Camilo Carron ..... 1960-64  
 Jack Lamabe ..... 1966  
 Aurelio Monteagudo ..... 1967  
 Fred Roth ..... 1968-69  
 Lee Stange ..... 1970  
 Steve Hamilton ..... 1970  
 Stan Bahnsen ..... 1972-75  
 Chris Knapp ..... 1975-77  
 Kevin Hickey ..... 1981-83  
 Steve Christmas ..... 1984  
 Steve Fireovid ..... 1985  
 Bryan Clark ..... 1986  
 Jim Winn ..... 1987  
 Carl Willes ..... 1988  
 Shawn Hillegas ..... 1988-89  
 Jack Hardy ..... 1989  
 Steve Hairston ..... 1989  
 Jose Segura ..... 1989  
 Wayne Edwards ..... 1990-91  
 Shawn Abert ..... 1992  
 Scott Ruffcorn ..... 1993  
 Dave Righetti ..... 1995  
 Danny Tarabull ..... 1996  
 Jeff Abbott ..... 1997-98  
 Carlos Lee ..... 1999-2004  
 Bobby Jenks ..... 2005-10  
 Dallas McPherson ..... 2011  
 Erik Johnson ..... 2013-16  
 Anthony Ranaudo ..... 2016

## 46 (33)

Jim Moore ..... 1932  
 Hank Steinbacher ..... 1937-39  
 Eddie Smith ..... 1940-43  
 Jake Wade ..... 1944  
 Earl Caldwell ..... 1945-48  
 Randy Gumpert ..... 1948  
 Bob Kuzava ..... 1949-50  
 Eddie Robinson ..... 1950-51  
 Ray Scarborough ..... 1950  
 Connie Johnson ..... 1954  
 Alan Brice ..... 1961  
 Dick Kenworthy ..... 1962  
 Duane Josephson ..... 1965-66  
 Billy Wynne ..... 1968-70  
 Stan Perzanowski ..... 1971, '74  
 Joe Keough ..... 1973  
 Ozzie Osborn ..... 1975  
 Francisco Barrios ..... 1976-81  
 Warren Brusstar ..... 1982  
 Scott Fletcher ..... 1983  
 Jerry Don Gleaton ..... 1985  
 Tim Lollar ..... 1985  
 Bill Dawley ..... 1986  
 Bill Long ..... 1987  
 Steve Rosenberg ..... 1988-89  
 Chuck Cary ..... 1993  
 Jason Bere ..... 1994-98  
 Bob Howry ..... 1999-2002  
 Dan Wright ..... 2003  
 Neal Cotts ..... 2004-06  
 Nick Masset ..... 2007-08  
 Sergio Santos ..... 2010-11  
 Donnie Veal ..... 2012-14

## 47 (39)

Milt Bocek ..... 1934  
 Italo Chelini ..... 1936-37  
 Bob Uhle ..... 1938  
 John Gerlach ..... 1938  
 Eric McNair ..... 1939  
 Don Kolloway ..... 1940-43, 46-49  
 Tony Cuccinello ..... 1943-45  
 Don Kolloway ..... 1946-49  
 Al Gettel ..... 1948

# ALL-TIME NUMERICAL ROSTER

## 47 (cont.)

Catfish Kmetovich ..... 1949  
Jim Husby ..... 1950  
Darrell Johnson ..... 1952  
Al Widmar ..... 1952  
Mike Degerick ..... 1962  
Greg Bolo ..... 1965-66  
Denny O'Toole ..... 1969-70  
Ken Rounsaville ..... 1970  
Ken Frailing ..... 1972-73  
Francisco Barrios ..... 1974  
Wayne Granger ..... 1974  
Silvio Martinez ..... 1977  
Rich Hinton ..... 1978-79  
Rusty Kuntz ..... 1979-83  
Guy Hoffman ..... 1983  
Bryan Little ..... 1985-86  
Rod Craig ..... 1986  
Bryan Clark ..... 1987  
John Pawlovski ..... 1987  
Bill Long ..... 1988-90  
Steve Rosenberg ..... 1990  
Don Wakamatsu ..... 1991  
Isidro Marquez ..... 1995  
Matt Karchner ..... 1996-98  
Tony Sturtz ..... 1999-2000

Tony Graffanino ..... 2000  
Scott Sullivan ..... 2003  
Mike MacDougal ..... 2006-09  
Wes Whisler ..... 2009  
Gregory Infante ..... 2010

## 48 (35)

Phil Gallivan ..... 1934  
Jack Salvason ..... 1935  
Joe Vance ..... 1935  
Whitely Wislere ..... 1937  
George Gick ..... 1938  
Jess Dobernic ..... 1939  
Vallie Eaves ..... 1939  
Pete Appleton ..... 1940-42  
Bill Swift ..... 1943  
Ed Lopat ..... 1944-47  
Howie Judson ..... 1948-52  
Ron Jackson ..... 1954  
Sammy Esposito ..... 1956-57  
Jim McAnany ..... 1958  
Roger Nelson ..... 1967  
Rich Moloney ..... 1970  
Rick Reichardt ..... 1971-73  
Lamar Johnson ..... 1974  
Ralph Garr ..... 1976-79  
Leo Sutherland ..... 1980-81  
Randy Niemann ..... 1984  
Mike Stanton ..... 1985  
John Pawlovski ..... 1987-88  
Nelson Santovenia ..... 1992  
Jose DeLeon ..... 1993-95  
Jeff Shaw ..... 1995  
Jeff Darwin ..... 1996-97  
Todd Ritchie ..... 2002  
Josh Stewart ..... 2003-04  
Esteban Loaiza ..... 2008  
Jeff Marquez ..... 2010  
Zach Stewart ..... 2011-12  
Brian Omogrosso ..... 2012-13  
Hector Noesi ..... 2014-15  
Tommy Kahnle ..... 2016

## 49 (37)

Billy Sullivan ..... 1932  
Greg Mulleavy ..... 1932  
Muddy Ruel ..... 1934  
Dave Philley ..... 1941  
Eddie Smith ..... 1946-47  
Earl Harrist ..... 1947-48  
Marino Pieretti ..... 1948  
Jack Bruner ..... 1949  
Jim Goodwin ..... 1949  
Eddie Klieaman ..... 1949  
Marv Rotblatt ..... 1950-51  
Jack Bruner ..... 1950

Charlie Cuellar ..... 1950  
Willie Miranda ..... 1952  
Rudy Arias ..... 1959-60  
Frank Kreuzer ..... 1963-64  
Smoky Burgess ..... 1964  
Lee Ella ..... 1966  
Jerry Nyman ..... 1968-69  
Tom Spencer ..... 1978  
Rich Dotson ..... 1979-83  
Al Jones ..... 1983-85

Ivan Calderon ..... 1986  
Tom McCarthy ..... 1989  
Charlie Hough ..... 1991-92  
Jeff Schwarz ..... 1993  
Bob Melvin ..... 1994  
Luis Andujar ..... 1995-96  
Rob Dibble ..... 1995  
Stacy Jones ..... 1996  
Tony Castillo ..... 1997-98  
David Lundquist ..... 1999  
Lorenzo Barcelo ..... 2000-01  
Arnie Munoz ..... 2004  
Horacio Ramirez ..... 2008  
Aaron Poreda ..... 2009  
Chris Sale ..... 2010-16

## 50 (23)

Deacon Jones ..... 1962-64, '66  
Cotton Nash ..... 1967  
Jack Hamilton ..... 1969  
Rich Hinton ..... 1971  
Wayne Granger ..... 1974  
Ozzie Osborn ..... 1975  
Ken Brett ..... 1976  
Steve Renko ..... 1977  
Britt Burns ..... 1978  
Mike Colbern ..... 1978  
Lamar Hoyt ..... 1979-80  
Juan Agosto ..... 1981-86  
Joel McKeon ..... 1986-87  
Barry Jones ..... 1989-90, '93  
Brian Drahnman ..... 1991-93  
Paul Assenmacher ..... 1994  
Larry Thomas ..... 1995-97  
Richard Casian ..... 1998  
Sean Lowe ..... 1999-2001  
Rick White ..... 2003  
Jose Paniagua ..... 2003  
Sean Tracey ..... 2006  
John Danks ..... 2007-16

## 51 (19)

Terry Forster ..... 1971-76  
John Verhoeven ..... 1977  
Larry Anderson ..... 1977  
Reggie Patterson ..... 1981  
Dave Wehrmeister ..... 1985  
Pete Filson ..... 1986  
John Davis ..... 1989  
Steve Wapnick ..... 1991  
Jason Bere ..... 1993  
Mike Bertotti ..... 1995-97  
Tim Fortugno ..... 1995  
Pat Daneker ..... 1999  
Jon Rauch ..... 2004  
Luis Vizcaino ..... 2005  
Andrew Sisco ..... 2007  
Alex Rios ..... 2009-13  
Michael Taylor ..... 2014  
Kyle Drabek ..... 2015  
Carson Fulmer ..... 2016

## 52 (18)

Rich Morales ..... 1968  
Dennis O'Toole ..... 1970-73  
Bill Gogolewski ..... 1975  
Randy Wiles ..... 1977  
Rich Wortham ..... 1978  
Richard Barnes ..... 1982  
Joel Davis ..... 1985-88  
Jerry Kutzler ..... 1990  
Mike Devereaux ..... 1995  
Todd Rizzo ..... 1998-99

Jon Garland ..... 2000-01  
David Sanders ..... 2003  
Jose Contreras ..... 2004-09  
Carlos Torres ..... 2010  
Josh Kinney ..... 2011  
Eric Stults ..... 2012  
Leyson Septimo ..... 2012  
Jake Petricka ..... 2014-16

## 53 (11)

Buddy Bradford ..... 1966  
Dennis Lamp ..... 1981-83  
Bert Roberge ..... 1984  
Ron Karkovice ..... 1986  
Ralph Citarella ..... 1987  
Norberto Martin ..... 1993  
Chris Tremie ..... 1995  
D.J. Carrasco ..... 2008-09  
Hector Santiago ..... 2012-13  
Eric Surkamp ..... 2014  
Melky Cabrera ..... 2015-16

## 54 (18)

Rich Gossage ..... 1972-76  
Larry Doby Johnson ..... 1978  
Jim Siwy ..... 1982, '84  
Greg Hibbard ..... 1989  
Jack Hardy ..... 1989  
Jose Segura ..... 1989  
Mike Dunne ..... 1992-93  
Barry Lyons ..... 1995  
Alan Levine ..... 1996-97  
Lou Frazier ..... 1998  
Felix Diaz ..... 2004  
David Riske ..... 2006  
David Aardsma ..... 2007  
Clayton Richard ..... 2008-09  
Daniel Hudson ..... 2009  
Deunte Heath ..... 2013  
Ronald Belisario ..... 2014  
Chris Beck ..... 2015-16

## 55 (13)

Jim Geddes ..... 1972-73  
Jack Kucek ..... 1974-79  
Gilberto Rondon ..... 1979  
Dewey Robinson ..... 1993  
Ron Tingley ..... 1994  
Roberto Machado ..... 1996-98  
Liu Rodriguez ..... 1999  
Josh Fogg ..... 2001  
Brandon McCarthy ..... 2006  
Donny Lucy ..... 2007, 10  
Simon Castro ..... 2013  
Felipe Paulino ..... 2014  
Carlos Rodon ..... 2015-16

## 56 (9)

Bob Cain ..... 1949-51  
Bill Evans ..... 1949  
Clyde Shoun ..... 1949  
Don Nicholas ..... 1952  
Edward Correa ..... 1985  
Ravelo Manzanillo ..... 1988  
Wayne Edwards ..... 1989  
Bryan Ward ..... 1998-99  
Mark Buehrle ..... 2000-11

## 57 (14)

Randy Gumpert ..... 1950  
George Wilson ..... 1952  
Tom McCarthy ..... 1988  
Shawn Hillegas ..... 1989-90  
Chris Cron ..... 1992  
Chris Clemons ..... 1997  
Mark Johnson ..... 1998  
Kevin Beime ..... 2000  
Alan Embree ..... 2001  
Vic Darensbourg ..... 2004  
Jeff Bajenaru ..... 2004-05  
Boone Logan ..... 2006-08  
Tony Peña ..... 2009-11  
Jhan Marifez ..... 2012  
Zach Putnam ..... 2014-16

## 58 (18)

Alex Carrasquel ..... 1949  
Jim Baumer ..... 1949  
Rocky Krsnic ..... 1949  
George Yankowski ..... 1949  
Eddie Malone ..... 1949  
John Perkovich ..... 1950  
Jim Baumer ..... 1950  
Ken Holcombe ..... 1950  
Steve Christmas ..... 1984  
Bobby Thigpen ..... 1986  
Chris Howard ..... 1993  
Matt Ginter ..... 2000-01  
Kevin Walker ..... 2005  
Lucas Harrell ..... 2010-11  
Jason Francis ..... 2011  
Pedro Hernandez ..... 2012  
Francisco Liriano ..... 2012  
Geovany Soto ..... 2015  
Miguel Gonzalez ..... 2016

## 59 (8)

Kerby Farrell ..... 1945  
Al Hollingsworth ..... 1946  
Fred Hancock ..... 1949  
Bill Higdon ..... 1949  
Luis Aloma ..... 1950-52  
Tom Brennan ..... 1984  
Jerry Don Gleaton ..... 1985  
John Snyder ..... 1998-99

## 60 (14)

Rick Wrona ..... 1993  
Matt Karchner ..... 1995  
Nelson Cruz ..... 1997  
Joe Davenport ..... 1999  
Rocky Biddle ..... 2000-01  
Scott Schoeneweis ..... 2003-04  
Dewon Day ..... 2007  
Carlos Torres ..... 2009  
Jeff Gray ..... 2011  
Hector Santiago ..... 2011  
Deunte Heath ..... 2012  
Daniel Webb ..... 2013  
Tyler Thompson ..... 2014  
Frankie Montas ..... 2015  
Tyler Danish ..... 2016

## 61 (10)

Joel McKeon ..... 1986  
Steve Rosenberg ..... 1988  
Carlos Castillo ..... 1997  
Jeff Liefer ..... 1999  
Jesus Pena ..... 1999-2000  
Ken Vining ..... 2001  
Adam Russell ..... 2008  
Charlie Leeman ..... 2013-14  
Chris Bassitt ..... 2014  
Kevan Smith ..... 2016

## 62 (11)

Jim Siwy ..... 1982  
Drew Denson ..... 1993  
Bob Howry ..... 1998  
Aaron Myette ..... 1999  
Dan Wright ..... 2001  
Pedro Lopez ..... 2005  
Bret Prinz ..... 2007  
Ehren Wassermann ..... 2007  
Jack Egbert ..... 2009  
Eduardo Escobar ..... 2011  
Jose Quintana ..... 2012-16

## 63 (2)

Ryan Bukvich ..... 2007  
Junior Guerra ..... 2015

## 64 (3)

Andre Rienzo ..... 2013-14  
Emilio Bonifacio ..... 2015  
Matt Purke ..... 2016

## 65 (6)

Mike Eden ..... 1978  
Kelly Wunsch ..... 2000-04  
David Sanders ..... 2005  
Agustin Montero ..... 2006  
Jhonny Nunez ..... 2009  
Nate Jones ..... 2012-16

## 66 (10)

Carl Fischer ..... 1935  
Bill Cox ..... 1937  
Gerry Staley ..... 1956  
Fran Mullins ..... 1980  
Mike Heathcott ..... 1998  
Mark Delasandro ..... 2001  
Gustavo Molina ..... 2007  
Shane Lindsay ..... 2011  
Rub Olmedo ..... 2012  
Michael Ynoa ..... 2016

## 67 (4)

Jim Kern ..... 1982-83  
Randy Williams ..... 2009-10  
Scott Carroll ..... 2014-16  
Juan Minaya ..... 2016

## 68 (7)

Randy Johnson ..... 1980  
Doug Lindsey ..... 1993  
Alan Levine ..... 1996  
Erick Threets ..... 2010  
Jake Petricka ..... 2013  
Scott Snodgrass ..... 2014  
Blake Smith ..... 2016

## 70 (1)

Rich Sauveur ..... 1996

## 71 (3)

Jose Munoz ..... 1996  
Mario Valdez ..... 1997  
Scott Linebrink ..... 2008-10

## 72 (1) — Retired in 1997

Carlton Fisk ..... 1981-93

## 73 (1)

Tony Phillips ..... 1997

## 77 (2)

Will Ohman ..... 2011-12  
Carlos Sanchez ..... 2014

## 79 (1)

Jose Abreu ..... 2014-16

## 99 (1)

Manny Ramirez ..... 2010

Special thanks to Bob Rosenberg and Jeff Szyal for their research in compiling this all-time numerical roster.

# OPENING DAY LINEUPS

## 1901

Hoy ..... CF  
 Jones ..... RF  
 Mertes ..... LF  
 Shugart ..... SS  
 Isbell ..... 1B  
 Hartman ..... 3B  
 Brain ..... 2B  
 Sullivan ..... C  
 Patterson ..... P

## 1902

Strang ..... 3B  
 Jones ..... CF  
 Green ..... LF  
 Davis ..... SS  
 Mertes ..... RF  
 Daly ..... 2B  
 Isbell ..... 1B  
 Sullivan ..... C  
 Callahan ..... P

## 1903

Dolan ..... 1B  
 Jones ..... CF  
 Green ..... RF  
 Hallman ..... LF  
 Isbell ..... 3B  
 Daly ..... 2B  
 Tannehill ..... SS  
 McFarland ..... C  
 Flaherty ..... P

## 1904

Holmes ..... LF  
 Dundon ..... 2B  
 Green ..... RF  
 Davis ..... SS  
 Donahue ..... 1B  
 Tannehill ..... 3B  
 Jones ..... CF  
 Sullivan ..... C  
 Owen ..... P

## 1905

Holmes ..... LF  
 Jones ..... CF  
 Green ..... RF  
 Davis ..... SS  
 Donahue ..... 1B  
 McFarland ..... C  
 Tannehill ..... 3B  
 Dundon ..... 2B  
 Smith ..... P

## 1906

O'Neill ..... RF  
 Isbell ..... 2B  
 Davis ..... SS  
 Donahue ..... 1B  
 Jones ..... CF  
 Vinson ..... LF  
 Rohe ..... 3B  
 Sullivan ..... C  
 Owen ..... P

## 1907

Hahn ..... RF  
 Jones ..... CF  
 Isbell ..... 2B  
 Donahue ..... 1B  
 Rohe ..... 3B  
 Dougherty ..... LF  
 Tannehill ..... SS  
 Sullivan ..... C  
 Walsh ..... P

## 1908

Hahn ..... RF  
 Jones ..... CF  
 Dougherty ..... LF  
 Parent ..... SS  
 Atz ..... 2B  
 Donahue ..... 1B  
 Tannehill ..... 3B  
 Sullivan ..... C  
 White ..... P

## 1909

Hahn ..... RF  
 Parent ..... SS  
 Dougherty ..... LF  
 Isbell ..... 1B  
 Cravath ..... CF  
 Atz ..... 2B  
 Tannehill ..... 3B  
 Sullivan ..... C  
 Smith ..... P

## 1910

Hahn ..... RF  
 Zeider ..... 2B  
 Parent ..... CF  
 Dougherty ..... LF  
 Gandil ..... 1B  
 Purtell ..... 3B  
 Blackburne ..... SS  
 Payne ..... C  
 Smith ..... P

## 1911

McConnell ..... 2B  
 Lord ..... 3B  
 Zeider ..... SS  
 Dougherty ..... LF  
 Callahan ..... RF  
 McIntyre ..... CF  
 W. Jones ..... 1B  
 Sullivan ..... C  
 Walsh ..... P

## 1912

Rath ..... 2B  
 Lord ..... 3B  
 Callahan ..... LF  
 Bodie ..... CF  
 Mattick ..... RF  
 Zeider ..... 1B  
 Weaver ..... SS  
 Sullivan ..... C  
 Walsh ..... P

## 1913

Rath ..... 2B  
 Lord ..... 3B  
 S. Collins ..... RF  
 Bodie ..... CF  
 Borton ..... 1B  
 Mattick ..... LF  
 Weaver ..... SS  
 Schalk ..... C  
 Smith ..... P

## 1914

Weaver ..... SS  
 Lord ..... 3B  
 Chase ..... 1B  
 S. Collins ..... RF  
 Bodie ..... CF  
 Schalk ..... C  
 Blackburne ..... 2B  
 Schreiber ..... LF  
 Scott ..... P

## 1915

Quinlan ..... LF  
 Weaver ..... SS  
 E. Collins ..... 2B  
 S. Collins ..... CF  
 Felsch ..... RF  
 Brief ..... 1B  
 Schalk ..... C  
 Breton ..... 3B  
 Scott ..... P

## 1916

Murphy ..... RF  
 Weaver ..... 3B  
 E. Collins ..... 2B  
 Parent ..... 1B  
 Jackson ..... LF  
 Felsch ..... CF  
 Schalk ..... C  
 Terry ..... SS  
 Russell ..... P

## 1917

S. Collins ..... RF  
 Risberg ..... SS  
 E. Collins ..... 2B  
 Jackson ..... LF  
 Felsch ..... CF  
 Gandil ..... 1B  
 Weaver ..... 3B  
 Schalk ..... C  
 Williams ..... P

## 1918

Leibold ..... RF  
 Weaver ..... SS  
 E. Collins ..... 2B  
 Jackson ..... LF  
 Felsch ..... CF  
 Gandil ..... 1B  
 Risberg ..... 3B  
 Schalk ..... C  
 Cicotte ..... P

## 1919

Leibold ..... RF  
 Weaver ..... SS  
 E. Collins ..... 2B  
 Jackson ..... LF  
 Felsch ..... CF  
 Gandil ..... 1B  
 Risberg ..... 3B  
 Schalk ..... C  
 Williams ..... P

## 1920

Leibold ..... RF  
 Weaver ..... 3B  
 E. Collins ..... 2B  
 Jackson ..... LF  
 Felsch ..... CF  
 Jourdan ..... 1B  
 Risberg ..... SS  
 Schalk ..... C  
 Williams ..... P

## 1921

Hooper ..... RF  
 Johnson ..... SS  
 E. Collins ..... 2B  
 Shely ..... 1B  
 Mostil ..... CF  
 Falk ..... LF  
 Mulligan ..... 3B  
 Schalk ..... C  
 Kerr ..... P

## 1922

Johnson ..... SS  
 McClellan ..... 3B  
 E. Collins ..... 2B  
 Hooper ..... RF  
 Strunk ..... CF  
 Falk ..... LF  
 Shely ..... 1B  
 Schalk ..... C  
 Faber ..... P

## 1923

Hooper ..... RF  
 Johnson ..... SS  
 E. Collins ..... 2B  
 Mostil ..... CF  
 Shely ..... 1B  
 Kamm ..... 3B  
 Falk ..... LF  
 Schalk ..... C  
 Faber ..... P

## 1924

Mostil ..... CF  
 Hooper ..... RF  
 E. Collins ..... 2B  
 Shely ..... 1B  
 Kamm ..... 3B  
 Barrett ..... LF  
 McClellan ..... SS  
 Schalk ..... C  
 Robertson ..... P

## 1925

Mostil ..... CF  
 Davis ..... SS  
 E. Collins ..... 2B  
 Shely ..... 1B  
 Falk ..... LF  
 Elsh ..... RF  
 Kamm ..... 3B  
 Schalk ..... C  
 Thurston ..... P

## 1926

Harris ..... CF  
 Scott ..... SS  
 E. Collins ..... 2B  
 Shely ..... 1B  
 Falk ..... LF  
 Gulley ..... RF  
 Schalk ..... C  
 Kamm ..... 3B  
 Lyons ..... P

## 1927

Moore ..... RF  
 Kamm ..... 3B  
 Barrett ..... CF  
 Falk ..... LF  
 Shely ..... 1B  
 Ward ..... 2B  
 Peckinpaugh ..... SS  
 Schalk ..... C  
 Thomas ..... P

## 1928

Clancy ..... 1B  
 Kamm ..... 3B  
 Metzler ..... CF  
 Falk ..... LF  
 Redfern ..... 2B  
 Moore ..... RF  
 Cissell ..... SS  
 Berg ..... C  
 Lyons ..... P

## 1929

Metzler ..... CF  
 Kerr ..... 2B  
 Clancy ..... 1B  
 Reynolds ..... LF  
 Kamm ..... 3B  
 Watwood ..... RF  
 Cissell ..... SS  
 Autry ..... C  
 Thomas ..... P

## 1930

Smith ..... SS  
 Cissell ..... 2B  
 Reynolds ..... CF  
 Jolley ..... RF  
 Shires ..... 1B  
 Moore ..... LF  
 Kamm ..... 3B  
 Autry ..... C  
 Thomas ..... P

## 1931

Blue ..... 1B  
 Simons ..... CF  
 Reynolds ..... RF  
 Appling ..... SS  
 Cissell ..... SS  
 Watwood ..... LF  
 Kamm ..... 3B  
 Tate ..... C  
 Thomas ..... P

## 1932

Anderson ..... CF  
 Hayes ..... 2B  
 Selph ..... 3B  
 Fournier ..... RF  
 Fonseca ..... LF  
 Blue ..... 1B  
 Cissell ..... SS  
 Grube ..... C  
 Jones ..... P

## 1933

Hayes ..... 2B  
 Haas ..... CF  
 Fonseca ..... 1B  
 Simmons ..... LF  
 Appling ..... SS  
 Kress ..... RF  
 Dykes ..... 3B  
 Berry ..... C  
 Durham ..... P

## 1934

Swanson ..... RF  
 Hayes ..... 2B  
 Bonura ..... 1B  
 Simmons ..... LF  
 Appling ..... SS  
 Haas ..... CF  
 Shea ..... C  
 Chamberlain ..... 3B  
 Jones ..... P

## 1935

Radcliff ..... LF  
 Hayes ..... CF  
 Simmons ..... CF  
 Bonura ..... 1B  
 Washington ..... RF  
 Appling ..... SS  
 Dykes ..... 3B  
 Sewell ..... C  
 Jones ..... P

## 1936

Radcliff ..... LF  
 Kreevich ..... CF  
 Haas ..... 1B  
 Washington ..... RF  
 Appling ..... SS  
 Piet ..... 2B  
 Dykes ..... 3B  
 Sewell ..... C  
 Whitehead ..... P

## 1937

Radcliff ..... LF  
 Rosenthal ..... CF  
 Walker ..... RF  
 Bonura ..... 1B  
 Appling ..... SS  
 Hayes ..... 2B  
 Berger ..... 3B  
 Sewell ..... C  
 Kennedy ..... P

## 1938

Hayes ..... 2B  
 Kreevich ..... CF  
 Walker ..... RF  
 Radcliff ..... LF  
 Kuhel ..... 1B  
 Owen ..... 3B  
 Berger ..... SS  
 Sewell ..... C  
 Whitehead ..... P

## 1939

Owen ..... 3B  
 Steinbacher ..... RF  
 Walker ..... LF  
 Appling ..... SS  
 Kreevich ..... CF  
 Kuhel ..... 1B  
 McNair ..... 2B  
 Silvestri ..... C  
 Rigney ..... P

## 1940

Kennedy ..... 3B  
 Hayes ..... 1B  
 Kreevich ..... CF  
 Solters ..... RF  
 Appling ..... SS  
 Wright ..... RF  
 McNair ..... 2B  
 Tresh ..... C  
 Smith ..... P

## 1941

Knickerbocker ..... 2B  
 Appling ..... SS  
 Kuhel ..... 1B  
 Solters ..... LF  
 Lodigiani ..... RF  
 Rosenthal ..... 3B  
 Kreevich ..... CF  
 Tresh ..... C  
 Dietrich ..... P

## 1942

Kolloway ..... 2B  
 Moses ..... CF  
 Kuhel ..... 1B  
 Appling ..... SS  
 Sketchley ..... RF  
 Hoag ..... LF  
 Kennedy ..... 3B  
 Tresh ..... C  
 Rigney ..... P

## 1943

Tucker ..... CF  
 Appling ..... SS  
 Kuhel ..... 1B  
 Solters ..... LF  
 Kolloway ..... 2B  
 Moses ..... RF  
 Grant ..... 3B  
 Tresh ..... C  
 Dietrich ..... P

## 1944

Webb ..... SS  
 Hockett ..... CF  
 Dickshot ..... LF  
 Trosky ..... RF  
 Curtright ..... 1B  
 Clarke ..... 3B  
 Schalk ..... 2B  
 Turner ..... C  
 Grove ..... P

## 1945

Moses ..... RF  
 Hockett ..... CF  
 Dickshot ..... LF  
 Nage ..... 1B  
 Cuccinello ..... 3B  
 Schalk ..... 2B  
 Michaels ..... SS  
 Tresh ..... C  
 Lee ..... P

## 1946

Moses ..... RF  
 Baker ..... 3B  
 Wright ..... LF  
 Appling ..... SS  
 Trosky ..... 1B  
 Kolloway ..... 2B  
 Tucker ..... CF  
 Tresh ..... C  
 Dietrich ..... P

## 1947

Baker ..... 3B  
 Appling ..... SS  
 Philley ..... CF  
 Kennedy ..... RF  
 Hodgins ..... LF  
 Kolloway ..... 1B  
 Michaels ..... 2B  
 Tresh ..... C  
 Lopat ..... P

## 1948

Kolloway ..... 2B  
 Appling ..... 3B  
 Lupien ..... RF  
 Kennedy ..... 1B  
 Wright ..... LF  
 Wlaalaesa ..... SS  
 Philley ..... CF  
 Tresh ..... C  
 Haynes ..... P

FRONT OFFICE

FIELD STAFF

PLAYERS

OPONENTS

2016 REVIEW

HISTORY

RECORDS

MINOR LEAGUES

MEDIA/AMSC.

# OPENING DAY LINEUPS

## 1949

Baker ..... 3B  
 Philley ..... CF  
 Appling ..... SS  
 Zernial ..... LF  
 Seerey ..... RF  
 Michaels ..... 2B  
 Souchock ..... 1B  
 Tipton ..... C  
 Gettel ..... P

## 1950

Adams ..... RF  
 Philley ..... CF  
 Michaels ..... 2B  
 Zernial ..... LF  
 Meljaski ..... 3B  
 Kress ..... 1B  
 Carrasquel ..... SS  
 Masi ..... C  
 Wight ..... P

## 1951

Carrasquel ..... SS  
 Baker ..... 3B  
 Zarilla ..... RF  
 Zernial ..... LF  
 Robinson ..... 1B  
 Masi ..... C  
 Busby ..... CF  
 Fox ..... 2B  
 Pierce ..... P

## 1952

Carrasquel ..... SS  
 Fox ..... 2B  
 Mino ..... LF  
 Robinson ..... 1B  
 Coleman ..... RF  
 Lollar ..... C  
 Busby ..... CF  
 Rodriguez ..... 3B  
 Pierce ..... P

## 1953

Fox ..... 2B  
 Fain ..... 1B  
 Mino ..... LF  
 Stephens ..... 3B  
 Rivera ..... CF  
 Mele ..... RF  
 Carrasquel ..... SS  
 Wilson ..... C  
 Rogouin ..... P

## 1954

Carrasquel ..... SS  
 Fox ..... 2B  
 Boyd ..... LF  
 Mino ..... 3B  
 Fain ..... 1B  
 Lollar ..... C  
 Rivera ..... RF  
 Groth ..... CF  
 Pierce ..... P

## 1955

Carrasquel ..... SS  
 Fox ..... 2B  
 Mino ..... LF  
 Kell ..... 3B  
 Rivera ..... CF  
 Dropp ..... 1B  
 Marshall ..... RF  
 Lollar ..... C  
 Trucks ..... P

## 1956

Rivera ..... RF  
 Fox ..... 2B  
 Doby ..... CF  
 Kennedy ..... 3B  
 Mino ..... LF  
 Lollar ..... C  
 Dropp ..... 1B  
 Aparicio ..... SS  
 Pierce ..... P

## 1957

Aparicio ..... SS  
 Fox ..... 2B  
 Mino ..... LF  
 Lollar ..... C  
 Doby ..... CF  
 Landis ..... RF  
 Rivera ..... 1B  
 Phillips ..... 3B  
 Pierce ..... P

## 1958

Aparicio ..... SS  
 Fox ..... 2B  
 Goodman ..... 3B  
 Lollar ..... C  
 Francona ..... RF  
 Torgeson ..... 1B  
 Smith ..... LF  
 Phillips ..... CF  
 Pierce ..... P

## 1959

Aparicio ..... SS  
 Fox ..... 2B  
 Landis ..... CF  
 Lollar ..... LF  
 Cash ..... 1B  
 Smith ..... RF  
 Callison ..... LF  
 Phillips ..... 3B  
 Pierce ..... P

## 1960

Aparicio ..... SS  
 Fox ..... 2B  
 Mino ..... LF  
 Kluszewski ..... 1B  
 Freese ..... 3B  
 Lollar ..... C  
 Smith ..... RF  
 Landis ..... CF  
 Wynn ..... P

## 1961

Aparicio ..... SS  
 Fox ..... 2B  
 Mino ..... LF  
 Slevers ..... 1B  
 Martin ..... 3B  
 Smith ..... RF  
 Landis ..... CF  
 Lollar ..... C  
 Rogouin ..... P

## 1962

Aparicio ..... SS  
 Fox ..... 2B  
 Cunningham ..... 1B  
 Robinson ..... RF  
 A. Smith ..... LF  
 Hershberger ..... CF  
 C. Smith ..... 3B  
 Lollar ..... C  
 Pizarro ..... P

## 1963

Landis ..... CF  
 Fox ..... 2B  
 Cunningham ..... 1B  
 Robinson ..... RF  
 Ward ..... 3B  
 Nicholson ..... LF  
 Hansen ..... SS  
 Martin ..... C  
 Herbert ..... P

## 1964

Landis ..... CF  
 Buford ..... 2B  
 Robinson ..... RF  
 Nicholson ..... LF  
 Cunningham ..... 1B  
 Hansen ..... SS  
 Smith ..... 3B  
 Martin ..... C  
 Peters ..... P

## 1965

Buford ..... 2B  
 Robinson ..... RF  
 Romano ..... CF  
 Ward ..... 3B  
 Hansen ..... SS  
 Skowron ..... 1B  
 Cater ..... CF  
 Berry ..... LF  
 Peters ..... P

## 1966

Buford ..... 3B  
 Robinson ..... RF  
 Ward ..... LF  
 Romano ..... CF  
 McCraw ..... 1B  
 Hansen ..... SS  
 Agee ..... CF  
 Weis ..... 2B  
 John ..... P

## 1967

Williams ..... LF  
 Buford ..... 3B  
 Agee ..... CF  
 Ward ..... 1B  
 Berry ..... RF  
 McNetney ..... C  
 Hansen ..... SS  
 Adair ..... 2B  
 Buzhardt ..... P

## 1968

Aparicio ..... SS  
 McCraw ..... 1B  
 Davis ..... LF  
 Ward ..... RF  
 Boyer ..... CF  
 Josephson ..... C  
 Berry ..... CF  
 Cullen ..... 2B  
 Horlen ..... P

## 1969

Aparicio ..... SS  
 May ..... LF  
 Melton ..... 3B  
 Hopkins ..... 1B  
 Josephson ..... C  
 Bradford ..... RF  
 Berry ..... CF  
 Alomar ..... 2B  
 Peters ..... P

## 1970

Williams ..... RF  
 Aparicio ..... SS  
 May ..... LF  
 Melton ..... 3B  
 Matias ..... 1B  
 Bradford ..... CF  
 O'Brien ..... 2B  
 Josephson ..... C  
 John ..... P

## 1971

Richard ..... SS  
 Johnstone ..... CF  
 Andrews ..... 2B  
 Melton ..... 3B  
 May ..... 1B  
 Reichardt ..... LF  
 Williams ..... RF  
 Egan ..... C  
 Johnson ..... P

## 1972

Williams ..... RF  
 Andrews ..... 2B  
 Allen ..... 1B  
 Melton ..... 3B  
 May ..... LF  
 Reichardt ..... CF  
 Herrmann ..... C  
 Alvarado ..... SS  
 Wood ..... P

## 1973

Kelly ..... RF  
 May ..... LF  
 Allen ..... 1B  
 Melton ..... 3B  
 Henderson ..... CF  
 Andrews ..... DH  
 Herrmann ..... C  
 Orta ..... 2B  
 Leon ..... SS  
 Wood ..... P

## 1974

Kelly ..... RF  
 Henderson ..... CF  
 Allen ..... 1B  
 Melton ..... 3B  
 May ..... LF  
 Santo ..... DH  
 Orta ..... 2B  
 Herrmann ..... C  
 Dent ..... SS  
 Wood ..... P

## 1975

Nyman ..... LF  
 Orta ..... 2B  
 Bradford ..... RF  
 Johnson ..... DH  
 Henderson ..... CF  
 Melton ..... 3B  
 Dent ..... SS  
 May ..... 1B  
 Downing ..... C  
 Wood ..... P

## 1976

Lemon ..... CF  
 Garr ..... 2B  
 Orta ..... 3B  
 Jones ..... DH  
 Bradford ..... RF  
 Spencer ..... 1B  
 Dent ..... SS  
 Brohamer ..... 2B  
 Varney ..... C  
 Wood ..... P

## 1977

Garr ..... LF  
 Bannister ..... SS  
 Orta ..... 2B  
 Zisk ..... RF  
 Spencer ..... 1B  
 Gamble ..... DH  
 Soderholm ..... 3B  
 Lemon ..... CF  
 Downing ..... C  
 Brett ..... P

## 1978

Garr ..... LF  
 Orta ..... 2B  
 Johnson ..... 1B  
 Bonds ..... RF  
 Blomberg ..... DH  
 Lemon ..... CF  
 Soderholm ..... 3B  
 Nordhagen ..... C  
 Kessinger ..... SS  
 Stone ..... P

## 1979

Chappas ..... SS  
 Washington ..... RF  
 Lemon ..... CF  
 Orta ..... DH  
 Johnson ..... 1B  
 Bannister ..... 2B  
 Garr ..... LF  
 Soderholm ..... 3B  
 Foley ..... C  
 Kravec ..... P

## 1980

Molinaro ..... DH  
 Bannister ..... 3B  
 Washington ..... LF  
 Johnson ..... 1B  
 Lemon ..... CF  
 Baines ..... RF  
 Morrison ..... 2B  
 Foley ..... C  
 Pryor ..... SS  
 Dotson ..... P

## 1981

LeFlore ..... LF  
 Squires ..... 1B  
 Fisk ..... C  
 Luzinski ..... DH  
 Lemon ..... CF  
 Baines ..... RF  
 Morrison ..... 3B  
 Bernazard ..... 2B  
 Almon ..... SS  
 Burns ..... P

## 1982

LeFlore ..... CF  
 Bernazard ..... 2B  
 Kemp ..... LF  
 Luzinski ..... DH  
 Paciorek ..... 1B  
 Fisk ..... C  
 Baines ..... RF  
 Morrison ..... 3B  
 Almon ..... SS  
 Kosman ..... P

## 1983

R. Law ..... CF  
 Bernazard ..... 2B  
 Baines ..... RF  
 Luzinski ..... DH  
 Walker ..... 1B  
 Paciorek ..... LF  
 Fisk ..... C  
 V. Law ..... 3B  
 Fletcher ..... SS  
 Hoyt ..... P

## 1984

R. Law ..... CF  
 Fisk ..... C  
 Baines ..... RF  
 Luzinski ..... DH  
 Paciorek ..... 1B  
 Kittle ..... LF  
 V. Law ..... 3B  
 Fletcher ..... SS  
 Cruz ..... 2B  
 Hoyt ..... P

## 1985

Guillen ..... SS  
 R. Law ..... LF  
 Baines ..... RF  
 Walker ..... 1B  
 Kittle ..... DH  
 Salazar ..... 3B  
 Boston ..... CF  
 Hill ..... C  
 Cruz ..... 2B  
 Seaver ..... P

## 1986

Cangelosi ..... CF  
 Tolleson ..... 3B  
 Baines ..... RF  
 Fisk ..... LF  
 Kittle ..... DH  
 Walker ..... 1B  
 Hulett ..... 2B  
 Skinner ..... C  
 Guillen ..... SS  
 Seaver ..... P

## 1987

Redus ..... CF  
 Hill ..... 2B  
 Baines ..... RF  
 Fisk ..... DH  
 Walker ..... 1B  
 Calderon ..... LF  
 Hulett ..... 3B  
 Guillen ..... SS  
 Karkovice ..... C  
 Dotson ..... P

## 1988

Johnson ..... CF  
 Guillen ..... SS  
 Baines ..... DH  
 Calderon ..... RF  
 Walker ..... 1B  
 Fisk ..... C  
 Pasqua ..... LF  
 Williams ..... 3B  
 Hill ..... 2B  
 Horton ..... P

## 1989

Guillen ..... SS  
 Gallagher ..... CF  
 Baines ..... DH  
 Calderon ..... RF  
 Walker ..... 1B  
 Fisk ..... C  
 Pasqua ..... LF  
 Lyons ..... 3B  
 Williams ..... 3B  
 Reuss ..... P

## 1990

Johnson ..... CF  
 Fletcher ..... 2B  
 Calderon ..... LF  
 Walker ..... DH  
 Fisk ..... C  
 Martinez ..... 1B  
 Ventura ..... 3B  
 Sosa ..... RF  
 Guillen ..... SS  
 Perez ..... P

## 1991

Raines ..... DH  
 Johnson ..... CF  
 Ventura ..... 3B  
 Thomas ..... 1B  
 Fisk ..... C  
 Snyder ..... LF  
 Sosa ..... RF  
 Guillen ..... SS  
 Fletcher ..... 2B  
 McDowell ..... P

## 1992

Raines ..... LF  
 Sax ..... 2B  
 Ventura ..... 3B  
 Thomas ..... 1B  
 Bell ..... DH  
 Huff ..... RF  
 Karkovice ..... C  
 Johnson ..... CF  
 Guillen ..... SS  
 McDowell ..... P

## 1993

Raines ..... LF  
 Cora ..... 2B  
 Thomas ..... 1B  
 Bell ..... DH  
 Ventura ..... 3B  
 Burks ..... RF  
 Johnson ..... CF  
 Karkovice ..... C  
 Guillen ..... SS  
 McDowell ..... P

\*Lineups from 1901-50 courtesy of Rich Lindberg

# OPENING DAY LINEUPS

## 1994

Raines ..... LF  
Cora ..... 2B  
Thomas ..... 1B  
Franco ..... DH  
Ventura ..... 3B  
Jackson ..... RF  
Johnson ..... CF  
Karkovice ..... C  
Guillen ..... SS  
McDowell ..... P

## 1995

Durham ..... 2B  
Raines ..... LF  
Thomas ..... 1B  
Sabo ..... DH  
Ventura ..... 3B  
Devereaux ..... RF  
Johnson ..... CF  
Karkovice ..... C  
Guillen ..... SS  
Fernandez ..... P

## 1996

Phillips ..... LF  
Durham ..... 2B  
Thomas ..... 1B  
Tartabull ..... RF  
Mouton ..... DH  
Ventura ..... 3B  
Karkovice ..... C  
Lewis ..... CF  
Guillen ..... SS  
Fernandez ..... P

## 1997

Phillips ..... CF  
Martinez ..... LF  
Thomas ..... 1B  
Belle ..... LF  
Baines ..... DH  
Snopek ..... 3B  
Durham ..... 2B  
Karkovice ..... C  
Guillen ..... SS  
Navarro ..... P

## 1998

Durham ..... 2B  
Cameron ..... CF  
Thomas ..... DH  
Belle ..... LF  
Ventura ..... 3B  
Ordonez ..... RF  
Norton ..... 1B  
O'Brien ..... C  
Caruso ..... SS  
Navarro ..... P

## 1999

Durham ..... 2B  
Caruso ..... SS  
Thomas ..... 1B  
Konerko ..... DH  
Ordonez ..... RF  
Norton ..... 3B  
Abbott ..... LF  
Jackson ..... CF  
Fordyce ..... C  
Baldwin ..... P

## 2000

Durham ..... 2B  
Valentin ..... SS  
Thomas ..... 1B  
Ordonez ..... RF  
Konerko ..... DH  
Singleton ..... CF  
Lee ..... LF  
Wilson ..... 3B  
M. Johnson ..... C  
Sirotko ..... P

## 2001

Durham ..... 2B  
Valentin ..... CF  
Thomas ..... DH  
Ordonez ..... RF  
Konerko ..... 1B  
Lee ..... LF  
Perry ..... 3B  
Alomar ..... C  
Clayton ..... SS  
D. Wells ..... P

## 2002

Lofton ..... CF  
Durham ..... 2B  
Thomas ..... DH  
Ordonez ..... RF  
Konerko ..... 1B  
Valentin ..... 3B  
Lee ..... LF  
Alomar ..... C  
Clayton ..... SS  
Buehrle ..... P

## 2003

Jimenez ..... 2B  
Valentin ..... SS  
Thomas ..... DH  
Ordonez ..... RF  
Konerko ..... 1B  
Lee ..... LF  
Crede ..... 3B  
Rowand ..... CF  
Alomar ..... C  
Buehrle ..... P

## 2004

Harris ..... 2B  
Valentin ..... SS  
Ordonez ..... RF  
Thomas ..... DH  
Lee ..... LF  
Konerko ..... 1B  
Crede ..... 3B  
Rowand ..... CF  
Alomar ..... C  
Buehrle ..... P

## 2005

Podsednik ..... LF  
Iguchi ..... 2B  
Everett ..... DH  
Konerko ..... 1B  
Dye ..... RF  
Rowand ..... CF  
Pierzynski ..... C  
Uribe ..... SS  
Crede ..... 3B  
Buehrle ..... P

## 2006

Podsednik ..... LF  
Iguchi ..... 2B  
Thome ..... DH  
Konerko ..... 1B  
Dye ..... RF  
Pierzynski ..... C  
Crede ..... 3B  
Uribe ..... SS  
Anderson ..... CF  
Buehrle ..... P

## 2007

Ozuna ..... LF  
Erstad ..... CF  
Thome ..... DH  
Konerko ..... 1B  
Dye ..... RF  
Crede ..... 3B  
Iguchi ..... 2B  
Pierzynski ..... C  
Uribe ..... SS  
Contreras ..... P

## 2008

Swisher ..... LF  
Cabrera ..... SS  
Thome ..... DH  
Konerko ..... 1B  
Dye ..... RF  
Ramirez ..... CF  
Pierzynski ..... C  
Crede ..... 3B  
Uribe ..... 2B  
Buehrle ..... P

## 2009

Wise ..... CF  
Getz ..... 2B  
Quentin ..... LF  
Thome ..... DH  
Dye ..... RF  
Konerko ..... 1B  
Pierzynski ..... C  
Ramirez ..... SS  
Fields ..... 3B  
Buehrle ..... P

## 2010

Pierre ..... LF  
Beckham ..... 2B  
Quentin ..... RF  
Konerko ..... 1B  
Kotsay ..... DH  
Rios ..... CF  
Pierzynski ..... C  
Teahen ..... 3B  
Ramirez ..... SS  
Buehrle ..... P

## 2011

Pierre ..... LF  
Beckham ..... 2B  
Dunn ..... DH  
Konerko ..... 1B  
Rios ..... CF  
Quentin ..... RF  
Pierzynski ..... C  
Ramirez ..... SS  
Morel ..... 3B  
Buehrle ..... P

## 2012

De Aza ..... CF  
Morel ..... 3B  
Dunn ..... DH  
Konerko ..... 1B  
Pierzynski ..... C  
Rios ..... RF  
Ramirez ..... SS  
Vicedo ..... LF  
Beckham ..... 2B  
Danks ..... P

## 2013

De Aza ..... CF  
Keppinger ..... 3B  
Rios ..... RF  
Dunn ..... DH  
Konerko ..... 1B  
Vicedo ..... LF  
Ramirez ..... SS  
Flowers ..... C  
Beckham ..... 2B  
Sale ..... P

## 2014

Eaton ..... CF  
Semien ..... 2B  
Gillaspie ..... 3B  
Abreu ..... 1B  
Dunn ..... DH  
A. Garcia ..... RF  
De Aza ..... LF  
Ramirez ..... SS  
Flowers ..... C  
Sale ..... P

## 2015

Eaton ..... CF  
Cabrera ..... LF  
Abreu ..... 1B  
LaRoche ..... DH  
A. Garcia ..... RF  
Ramirez ..... SS  
Gillaspie ..... 3B  
Flowers ..... C  
Johnson ..... 2B  
Samardzija ..... P

## 2016

Eaton ..... RF  
Rollins ..... SS  
Abreu ..... 1B  
Frazier ..... 3B  
Cabrera ..... LF  
A. Garcia ..... DH  
Lawrie ..... 2B  
Navarro ..... C  
Jackson ..... CF  
Sale ..... P



Paul Konerko made a franchise-record 13 consecutive Opening Day starts at first base for the White Sox from 2001-13.



Mark Buehrle made a franchise-record nine Opening Day starts for the White Sox.

FRONT OFFICE

FIELD STAFF

PLAYERS

OPPONENTS

2016 REVIEW

HISTORY

RECORDS

MINOR LEAGUES

MEDIA/MISC.

FRONT OFFICE  
 FIELD STAFF  
 PLAYERS  
 OPPONENTS  
 2016 REVIEW  
 HISTORY  
 RECORDS  
 MINOR LEAGUES  
 MEDIA/MISC.

## OWNERS

Charles Comiskey .....	1900-31	Bill Veck .....	1959-61
John Louis Comiskey .....	1931-39	Arthur C. Allyn Jr. ....	1961-69
Grace Reid Comiskey.....	1939-56	John W. Allyn.....	1969-75
Charles Comiskey II/		Bill Veck.....	1976-80
Dorothy Comiskey Rigney.....	1956-59	<b>Jerry Reinsdorf.....</b>	<b>1981-present</b>

## GENERAL MANAGERS

Harry Grabner.....	1915-45	Roland Hemond.....	1970-85
Leslie O'Connor.....	1946-48	Ken Harrelson.....	1985-86
Frank Lane .....	1948-55	Larry Himes.....	1986-90
Charles Comiskey II/John Rigney .....	1956-58	Ron Schueler.....	1990-2000
Hank Greenberg.....	1959-61	Ken Williams.....	2001-12
Ed Short.....	1961-70	<b>Rick Hahn.....</b>	<b>2012-present</b>

## MANAGERS

### RECORDS

Bill Adair, 1970.....	4-6 (.400)
Terry Bevington, 1995-97 .....	222-214 (.509)
Russ Blackburne, 1928-29.....	99-133 (.427)
Donie Bush, 1930-31.....	118-189 (.384)
Nixey Callahan, 1903-04, '12-14 .....	309-329 (.476)
Eddie Collins, 1924-26 .....	174-160 (.521)
Don Cooper, 2011.....	1-1 (.500)
Red Corriden, 1950 .....	52-72 (.419)
Larry Doby, 1978 .....	37-50 (.425)
Hugh Duffy, 1910-11 .....	145-159 (.477)
Jimmy Dykes, 1935-46 .....	899-940 (.489)
Johnny Evers, 1924 .....	51-72 (.415)
Lew Fonseca, 1932-34 .....	120-196 (.377)
Jim Fregosi, 1986-88.....	193-226 (.461)
Kid Gleason, 1919-23.....	392-364 (.519)
Clark Griffith, 1901-02.....	157-113 (.581)
Ozzie Guillen, 2004-11 .....	678-517 (.524)
Don Gutteridge, 1969-70.....	109-172 (.388)
Fielder Jones, 1904-08.....	426-293 (.576)
Don Kessinger, 1979 .....	46-60 (.434)
Gene Lamont, 1992-95.....	258-210 (.551)
Tony La Russa, 1979-86.....	522-510 (.504)
Bob Lemon, 1977-78 .....	124-112 (.525)
Al Lopez, 1957-65, '68-69 .....	840-650 (.562)
Ted Lyons, 1946-48 .....	185-245 (.430)
Jerry Manuel, 1998-2003.....	500-471 (.515)
Marty Marion, 1954-56 .....	179-138 (.565)
Les Moss, 1968 .....	12-24 (.333)
Jack Onslow, 1949-50 .....	71-113 (.386)
Doug Rader, 1986 .....	1-1 (.500)
Paul Richards, 1951-54, '76 .....	406-362 (.529)
Clarence Rowland, 1915-18.....	339-247 (.578)
Ray Schalk, 1927-28 .....	102-125 (.449)
Eddie Stanky, 1966-68 .....	206-197 (.511)
Billy Sullivan, 1909 .....	78-74 (.512)
Chuck Tanner, 1970-75 .....	401-414 (.492)
Jeff Torborg, 1989-91 .....	250-235 (.515)
Robin Ventura, 2012-16.....	375-435 (.463)
Ed Walsh, 1924 .....	1-2 (.333)

### MOST WINS

Jimmy Dykes .....	899
Al Lopez.....	840
Ozzie Guillen .....	678
Tony La Russa .....	522
Jerry Manuel.....	500
Fielder Jones .....	426
Paul Richards .....	406
Chuck Tanner .....	401
Kid Gleason .....	392
Clarence Rowland .....	339

### BEST WINNING PCT.

Clark Griffith.....	.581
Clarence Rowland .....	.578
Fielder Jones .....	.576
Marty Marion .....	.565
Al Lopez.....	.564
Gene Lamont.....	.551
Paul Richards .....	.529
Bob Lemon .....	.525
Ozzie Guillen .....	.524
Eddie Collins.....	.521

### MOST GAMES

Jimmy Dykes .....	1,850
Al Lopez.....	1,495
Ozzie Guillen .....	1,295
Tony La Russa .....	1,035
Jerry Manuel.....	972
Chuck Tanner .....	815
Robin Ventura.....	810
Paul Richards .....	774
Kid Gleason .....	759
Fielder Jones.....	739

## Slamming Good Time

The White Sox hit two grand slams in one game on April 13, 2008 vs. Detroit for just the third time in franchise history. Paul Konerko hit his seventh career grand slam in the third inning off Kenny Rogers, and Joe Crede hit his sixth in the fifth off Zach Miner. The other occurrences were on September 4, 1995 at Texas when Robin Ventura hit a pair of slams and May 19, 1996 at Detroit (Darren Lewis and Ventura).

# COACHES

Bill Adair.....	1970	Barry Foote.....	1990-91	George Myatt.....	1955-56
Jimmy Adair.....	1951-52	Kid Gleason.....	1912-17	Dave Nelson.....	1981-84
Luke Appling.....	1970-71	Marv Grissom.....	1967-68	Juan Nieves.....	2008-12
Jim Austin.....	1933-35, '37, '39-40	Don Gutteridge.....	1955-66, '68-69	Joe Nosssek.....	1984-86, '90-03
Loren Babe.....	1980, '83	George Haas.....	1940-46	Mark Parent.....	2012-15
Harold Baines.....	2004-15	Luman Harris.....	1951-54	Mike Pazik.....	1995-98
Chief Bender.....	1926	Willie Horton.....	1986	Rick Peterson.....	1994-95
Ray Berres.....	1949-66, '69	Walt Hrimiak.....	1989-95	Gary Pettis.....	2001-02
Terry Bevington.....	1989-95	Ron Jackson.....	1995-98	Vada Pinson.....	1981
Russ Blackburne.....	1927-28	Deron Johnson.....	1987	Doug Rader.....	1986-87, '97
Dick Bosman.....	1986-87	Wallace Johnson.....	1998-2002	Tim Raines.....	2005-06
<b>Daryl Boston.....</b>	<b>2013-</b>	Von Joshua.....	1998-2001	Rick Renteria.....	2016
Ed Brinkman.....	1983-88	Bernie Kelly.....	1930-31	Grover Resinger.....	1967-68
Jackie Brown.....	1992-95	Bruce Kimm.....	2003	Dewey Robinson.....	1993-94
Bill Buckner.....	1996-97	Bobby Knoop.....	1977-78	Glen Rosenbaum.....	1974-75, '86-89
Jim Busby.....	1976	Art Kusnyer.....	1980-87, '97-07	Frank Roth.....	1927
John Butler.....	1932	Dave LaRoche.....	1989-91	Don Rowe.....	1988
Orlando Cepeda.....	1980	Tony La Russa.....	1978	Muddy Ruel.....	1936-45
Ron Clark.....	1988-90	Charley Lau.....	1982-83	Johnny Sain.....	1971-75
Nardi Contreras.....	1998-2002	Bill Lauder.....	1925	Rafael Santana.....	2003-04
John Cooney.....	1957-64	Jim Leyland.....	1982-85	Ron Schueler.....	1980-82
<b>Don Cooper.....</b>	<b>1995, 2002-</b>	Bryan Little.....	1997-2000	Razor Shines.....	2007
Joey Cora.....	2004-11	Joe Lonnett.....	1971-75	Ken Silvestri.....	1976, '82
Red Corriden.....	1950	Mike Lum.....	1985	<b>Greg Sparks.....</b>	<b>2016-</b>
Jeff Cox.....	2008-11	Jim Mahoney.....	1972-76	Joe Sparks.....	1979
Doc Cramer.....	1951-53	Doug Mansolino.....	1992-96	Mike Squires.....	1992
Tony Cuccinello.....	1957-66, '69	Jeff Manto.....	2012-13	<b>Todd Steverson.....</b>	<b>2014-</b>
Bill Cunningham.....	1932	Marty Marion.....	1954	Monty Stratton.....	1940-41
Roly de Armas.....	1995-96	Fred Martin.....	1979	Bobby Thigpen.....	2013-16
Larry Doby.....	1977-78	<b>Joe McEwing.....</b>	<b>2012-</b>	Greg Walker.....	2003-11
Moe Drabowsky.....	1986	Charlie Metro.....	1965	Ed Walsh.....	1923-24, '28-29
Dave Duncan.....	1983-86	Dyar Miller.....	1987-88	Gary Ward.....	2001-03
A.A. Egan.....	1926	Ed Miller.....	1942-49	Billy Webb.....	1935, '37-39
Sammy Ellis.....	1989-91	Colonel Mills.....	1947-50	Del Wilber.....	1955-56
Cal Emery.....	1988	Minnie Minoso.....	1976-78, '80	Stan Williams.....	1977-78
Johnny Evers.....	1922, '24	Al Monchak.....	1971-75	Walt Williams.....	1988
Red Faber.....	1947-48	Les Moss.....	1967-68, '70	Bobby Winkles.....	1979-81
Kerby Farrell.....	1966-69	Hugh Mulcahy.....	1970		

# MILESTONE VICTORIES

Victory	Date	Opp.	Score	Sox Winner	Losers
1	4/24/1901	vs. Cle.	8-2	Roy Patterson	Bill Hoffer
1,000	6/22/1913	vs. St. L.	2-0	Ed Walsh	Carl Weilmann
2,000	4/28/1926	at Det.	9-5	Tommy Thomas	Clyde Barfoot
3,000	8/3/1940	vs. Was.	7-6	Jack Knott	Rene Monteagudo
4,000	5/15/1954	vs. Phi.	7-6	Virgil Trucks	Lee Wheat
5,000	6/11/1965	vs. Was.	5-2	Juan Pizarro	Phil Ortega
6,000	6/7/1978	at Min.	8-3	Ken Kravec	Roger Erickson
7,000	7/1/1991	at Min.	5-4	Bobby Thigpen	Carl Willis
8,000	8/1/2003	at Sea.	12-1	Bartolo Colon	Freddy Garcia
9,000	9/25/2015	at NYY	5-2	Carlos Rodon	C.C. Sabathia

## White Sox Factoids

- The 1960 White Sox were the first major-league team with player names on the backs of their uniforms.
- The first official American League game was played on April 24, 1901 between the White Sox and Cleveland Indians. The Sox won, 8-2, with Roy Patterson earning the victory.
- White Sox shortstop Chico Carrasquel, a native of Caracas, Venezuela, was the first Latin American player to appear in an All-Star game when he represented the American League in 1951 at Detroit.

# ALL-STARS

FRONT OFFICE	FIELD STAFF	PLAYERS	OPPONENTS	2016 REVIEW	HISTORY	RECORDS	MINOR LEAGUES	MEDIA/MISC.																																																																																																																																					
1933	<b>Al Simmons (OF)</b> Jimmy Dykes (3B)	1934	<b>Al Simmons (OF)</b> Jimmy Dykes (3B)	1935	<b>Al Simmons (OF)</b> Jimmy Dykes (3B)	1936	<b>Luke Appling (SS)</b> <b>Rip Radcliff (OF)</b> Vern Kennedy (P) Luke Sewell (C) *Monty Stratton (P).	1937	<b>Mike Kreevich (OF)</b> Luke Appling (SS) Ted Lyons (P)	1940	<b>Luke Appling (SS)</b> Luke Appling (SS) Thornton Lee (P) Edgar Smith (P)# Edgar Smith (P) Luke Appling (SS)	1943	<b>Thurman Tucker (OF)</b> Orval Grove (P) Luke Appling (SS) Luke Appling (SS) Rudy York (1B) Joe Haynes (P)	1948	<b>Cass Michaels (2B)</b> Ray Scarborough (P) 1949	<b>Chico Carrasquel (SS)</b> <b>Nellie Fox (2B)</b> Jim Busby (OF) Randy Gumpert (P) Minnie Minoso (OF) Eddie Robinson (1B)	1952	<b>Eddie Robinson (1B)</b> Nellie Fox (2B) Minnie Minoso (OF)	1953	<b>Chico Carrasquel (SS)</b> <b>Billy Pierce (P)</b> Nellie Fox (2B) Ferris Fain (1B) Minnie Minoso (OF)	1954	<b>Minnie Minoso (OF)</b> <b>Chico Carrasquel (SS)</b> Sandy Consuegra (P) Nellie Fox (2B) Bob Keegan (P) Sherm Lollar (C) Virgil Trucks (P) *George Kell (3B), *Ferris Fain (1B)	1955	<b>Nellie Fox (2B)</b> <b>Billy Pierce (P)</b> Chico Carrasquel (SS) Sherm Lollar (C) Dick Donovan (P)	1956	<b>Nellie Fox (2B)</b> <b>Billy Pierce (P)</b> Sherm Lollar (C) Jim Wilson (P)	1957	<b>Nellie Fox (2B)</b> Minnie Minoso (OF) Billy Pierce (P)	1958	<b>Luis Aparicio (SS)</b> <b>Nellie Fox (2B)</b> Sherm Lollar (C) Billy Pierce (P) Early Wynn (P)#	1959	<b>Luis Aparicio (SS)</b> <b>Nellie Fox (2B)</b> <b>Early Wynn (P)</b> Sherm Lollar (C) Billy Pierce (P)	1960	<b>Minnie Minoso (OF)</b> Luis Aparicio (SS) Nellie Fox (2B) Sherm Lollar (C) Gerry Staley (P) Early Wynn (P) Al Smith (OF)	1961	Nellie Fox (2B) Billy Pierce (P) Luis Aparicio (SS), Ray Herbert (P)# Roy Sievers (1B)	1962	<b>Luis Aparicio (SS)</b> Jim Landis (OF)	1963	<b>Nellie Fox (2B)</b> Juan Pizarro (P)	1964	Gary Peters (P) Juan Pizarro (P)	1965	Eddie Fisher (P) Bill Skowron (1B) Tommie Agee (OF) Tommie Agee (OF)	1966	Ken Berry (OF) Joel Horlen (P) Gary Peters (P)	1967	Tommy John (P) Duane Josephson (C)	1968	Carlos May (OF)	1969	<b>Luis Aparicio (SS)</b> Bill Melton (3B) Wilbur Wood (P)	1970	<b>Dick Allen (1B)</b> Carlos May (OF), Wilbur Wood (P)	1971	<b>Dick Allen (1B)</b> Pat Kelly (OF)	1972	<b>Dick Allen (1B)</b> Wilbur Wood (P) *Ed Hermann (C)	1973	<b>Dick Allen (1B)</b> Bucky Dent (SS) Rich Gossage (P) Jim Kaat (P) Jorge Orta (2B)	1974	Rich Gossage (P) 1977	<b>Richie Zisk (OF)</b> Chet Lemon (OF) Chet Lemon (OF) Ed Farmer (P)	1978	<b>Carlton Fisk (C)</b> Britt Burns (P)	1979	<b>Carlton Fisk (C)</b> Ron Kittle (OF)	1980	Richard Dotson (P)	1981	<b>Carlton Fisk (C)</b> Harold Baines (OF)	1982	Harold Baines (OF)	1983	Harold Baines (OF)	1984	*Ozzie Guillen (SS)	1985	<b>Harold Baines (DH)</b> Ozzie Guillen (SS) Bobby Thigpen (P)	1986	Harold Baines (OF)	1987	Harold Baines (OF)	1988	*Ozzie Guillen (SS)	1989	<b>Harold Baines (DH)</b> Ozzie Guillen (SS)	1990	Bobby Thigpen (P)	1991	Carlton Fisk (C) Ozzie Guillen (SS), Jack McDowell (P)	1992	Jack McDowell (P) Robin Ventura (3B)	1993	Jack McDowell (P)# Frank Thomas (1B) <b>Frank Thomas (1B)</b> Wilson Alvarez (P) Jason Bere (P)	1994	<b>Frank Thomas (1B)</b> <b>Frank Thomas (1B)</b> Roberto Hernandez (P)	1995	<b>Frank Thomas (1B)</b> Albert Belle (OF)	1996	<b>*Frank Thomas (1B)</b> Ray Durham (2B) Magglio Ordonez (OF)	1997	James Baldwin (P)# Ray Durham (2B) Magglio Ordonez (OF) Magglio Ordonez (OF) Paul Konerko (1B)	1998	<b>Esteban Loaiza (P)</b> <b>Carl Everett (OF)</b> Magglio Ordonez (OF)	1999	Esteban Loaiza (P)	2000	<b>Mark Buehrle (P)#</b> Jon Garland (P) Paul Konerko (1B) Scott Podsednik (OF) Mark Buehrle (P) Jose Contreras (P) Jermaine Dye (OF) Bobby Jenks (P) Paul Konerko (1B) A.J. Pierzynski (C) Jim Thome (DH) Bobby Jenks (P)	2001	Joe Crede (3B) Carlos Quentin (OF)	2002	Mark Buehrle (P) Paul Konerko (1B) Matt Thornton (P) Paul Konerko (1B) Carlos Quentin (OF)	2003	Adam Dunn (1B) Paul Konerko (1B) Jake Peavy (P) Chris Sale (P) Jesse Crain (P)* Chris Sale (P)# Jose Abreu (1B) Alexei Ramirez (SS) Chris Sale (P)	2004	Mark Buehrle (P)	2005	Paul Konerko (1B)	2006	Paul Konerko (1B) Matt Thornton (P) Paul Konerko (1B) Carlos Quentin (OF)	2007	Adam Dunn (1B) Paul Konerko (1B) Jake Peavy (P) Chris Sale (P) Jesse Crain (P)* Chris Sale (P)# Jose Abreu (1B) Alexei Ramirez (SS) Chris Sale (P)	2008	Chris Sale (P)	2009	Chris Sale (P)	2010	Chris Sale (P)	2011	Chris Sale (P)	2012	Chris Sale (P)	2013	Chris Sale (P)	2014	Chris Sale (P)	2015	Chris Sale (P)	2016	<b>Chris Sale (P)</b> Jose Quintana (P)

**Bold** denotes starters  
\*Injured – Did not play  
#Winning pitcher



# HALL OF FAMERS

## PLAYERS, SOX YEARS

## ELECTED

Roberto Alomar, 2003-04.....	2010
Luis Aparicio, 1956-62, '68-70.....	1984
Luke Appling, 1930-50.....	1946
Chief Bender, 1953.....	1925
Steve Carlton, 1986.....	1994
Eddie Collins, 1915-26.....	1939
John "Jocko" Conlan, 1934-35.....	1974
George Davis, 1902, '04-09.....	1998
Larry Doby, 1956-57, '59.....	1998
Johnny Evers, 1922.....	1946
Red Faber, 1914-33.....	1964
Carlton Fisk, 1981-93.....	2000
Nellie Fox, 1950-63.....	1997
Goose Gospage, 1972-76.....	2008
Ken Griffey Jr., 2008.....	2016
Clark Griffith, 1901-02.....	1946
Harry Hooper, 1921-25.....	1971
George Kell, 1954-56.....	1983
Ted Lyons, 1923-42, '46.....	1955
Tim Lincecum, 1991-95.....	2017
Ed Roush, 1913.....	1962
Charles "Red" Ruffing, 1947.....	1967
Ron Santo, 1974.....	2011
Ray Schalk, 1912-28.....	1955
Tom Seaver, 1984-86.....	1992
Al Simmons, 1933-35.....	1953
Frank Thomas, 1990-2005.....	2014
Ed Walsh, 1904-16.....	1946
Hoyt Wilhelm, 1963-68.....	1985
Early Wynn, 1958-62.....	1972

## MANAGERS, SOX YEARS

## ELECTED

Frank Chance*, 1924.....	1946
Hugh Duffy, 1910-11.....	1945
Tony La Russa, 1979-86.....	2014
Bob Lemon, 1977-78.....	1976
Al Lopez, 1957-65, '68-69.....	1977

\*Did not manage due to illness. Chance died on September 15, 1924.

## COACHES, SOX YEARS


## ELECTED

Orlando Cepeda, 1980.....	1999
---------------------------	------

## GENERAL MANAGERS, SOX YEARS

## ELECTED

Charles Comiskey, 1900-31.....	1939
Hank Greenberg, 1959-63.....	1956
Bill Veck, 1959-61, '76-80.....	1991




Frank Thomas, who is the White Sox leader in numerous categories, was inducted into the Hall of Fame in 2014.



Carlton Fisk, Class of 2000.



Luis Aparicio, Class of 1984.



Tim Raines, Class of 2017.

FRONT OFFICE

FIELD STAFF

PLAYERS

OPPONENTS

2016 REVIEW

HISTORY

RECORDS

MINOR LEAGUES

MEDIA/MISC.

# RETIRED NUMBERS

## NELLIE FOX



# 2

- Number retired in 1976
- Played 14 seasons with White Sox
- 1959 AL Most Valuable Player
- Led AL in hits in 1952, '54, '57 and '58
- Three-time Gold Glove winner (1957, '59 and '60) and 12-time All-Star
- Inducted into Hall of Fame in 1997
- Sculpture of Fox and Luis Aparicio was unveiled at U.S. Cellular Field in 2006

## HAROLD BAINES



# 3

- Number retired in 1989
- Played 22 seasons in major leagues
- Had three stints with the White Sox (1980-89, '96-97, '00-01)
- Ranks third in club history in home runs (221) and fourth in RBI (981)
- Six-time American League All-Star
- Sculpture of Baines was unveiled at U.S. Cellular Field in 2008

## LUKE APPLING



# 4

- Number retired in 1975
- Inducted into Hall of Fame in 1964
- Played 20 seasons with White Sox
- Career .310 hitter with 2,749 hits
- Sox all-time leader in games (2,422), at-bats (8,856) and hits and ranks second in doubles (440), runs scored (1,319) and walks (1,302) and third in RBI (1,116)
- Led AL with .388 average in 1936


## MINNIE MINOSO



# 9

- Number retired in 1983
- Played 12 seasons with Sox over five separate stints
- Broke the Sox color barrier in 1951
- Seven-time American League All-Star
- Career .298 hitter batted over .300 eight times
- Sculpture of Minoso was unveiled at U.S. Cellular Field in 2004

## LUIS APARICIO



# 11

- Number was retired in 1984 (Omar Vizquel wore in his honor in 2010-11)
- Inducted into Hall of Fame in 1984
- Played 10 seasons with White Sox
- AL Rookie of the Year in 1956
- Collected nine Gold Glove Awards
- 10-time AL All-Star
- Sculpture of Aparicio and Nellie Fox was unveiled at U.S. Cellular Field in 2006

## TED LYONS



# 16

- Number retired in 1987
- Inducted into Hall of Fame in 1955
- Played 21 seasons with White Sox
- Sox all-time leader in wins (260), games started (484) and complete games (356) and ranks second in games (594)
- Led the American League in wins in 1925 (21) and 1927 (22)
- Managed the White Sox from 1946-48

## BILLY PIERCE



# 19

- Number retired in 1987
- Spent 13 seasons with White Sox
- Led AL in strikeouts in 1953 (186), ERA in 1955 (1.97) and wins in 1957 (20)
- Seven-time American League All-Star
- One of only five White Sox pitchers to start an All-Star Game (1953, 55-56)
- Sculpture of Pierce was unveiled at U.S. Cellular Field in 2005


## CARLTON FISK



# 72

- Number retired in 1997
- Inducted into Hall of Fame in 2000
- Spent 13 seasons with the White Sox (1981-93)
- Ranks second in major-league history in games caught (2,226) and third in home runs by a catcher (351).
- Sculpture of Fisk was unveiled at U.S. Cellular Field in 2005

## JACKIE ROBINSON



# 42

- Broke the color barrier in Major League Baseball on April 15, 1947 with the Brooklyn Dodgers
- Number was retired by Major League Baseball in 1997
- Inducted into Hall of Fame in 1962
- 10-year career included a batting title (1949) and two stolen-base crowns (1947, '49)

# RETIRED NUMBERS

## #14 PAUL KONERKO

- His uniform No. 14 was retired by the White Sox in a ceremony prior to the game on 5/23/15 vs. Minnesota.
- "Paulie" became the 11th player to have his number retired by the White Sox, including Jackie Robinson.
- The White Sox celebrated "Paul Konerko Day" on 9/27/14, unveiling a statue which depicted his celebration following his grand slam in Game 2 of the 2005 World Series.
- His 16 seasons are tied with Frank Thomas (1990-2005) for the fifth-longest tenure in franchise history.
- His 439 home runs rank 44th all-time and 22nd among right-handed hitters.
- Is one of 41 players in major-league history to record 400 doubles and 400 home runs.
- Recorded four seasons with a .300 average, 30 home runs and 100 RBI.
- Owns the franchise record with 13 seasons of 20 or more home runs and ranks second behind Thomas in 30-homer (seven) and 100-RBI (six) seasons.
- Was a six-time American League All-Star (2002, 2005-06, 2010-12).
- Finished fifth in the AL MVP voting in 2010 and sixth in 2005 ... was named AL Comeback Player of the Year in 2004.

- Was named AL Player of the Week six times and AL Player of the Month once.
- Is one of two players in White Sox history to hit 40 home runs in back-to-back seasons (Thomas, 1995-96).
- Made a franchise-record 13 consecutive Opening Day starts at first base from 2001-13.
- Ranks second all-time in interleague play with 60 home runs and tied for third with 179 RBI.
- Hit a career-high three home runs on 7/7/09 vs. Cleveland.
- Was named White Sox captain prior to the 2006 season.
- Collected five home runs and 15 RBI in the 2005 postseason as the White Sox won their first World Series since 1917 ... recorded the final putout in each series ... was named MVP of the 2005 ALCS.
- His grand slam off Houston's Chad Qualls in the seventh inning of Game 2 of the 2005 World Series gave the Sox a 6-4 lead ... became the first player in World Series history to hit a grand slam in the seventh inning or later that turned a deficit into a lead.
- At the parade on 10/28/05, presented Chairman Jerry Reinsdorf with the ball from the final out of the World Series.

KONERKO RANKS IN WHITE SOX HISTORY		
Category	Rank	No.
Total Bases	1st	4,010
20-HR Seasons	1st	13
Home Runs	2nd	432
RBI	2nd	1,383
Extra Base Hits	2nd	846
Games	2nd	2,268
Hits	3rd	2,292
Doubles	3rd	406
Slugging Pct.	3rd	.491
Runs Scored	4th	1,141
Walks	4th	904



## #35 FRANK THOMAS

- "The Big Hurt" was inducted into the Baseball Hall of Fame on 7/27/14 ... received 83.7 percent of the votes to become the first former White Sox player inducted on the first ballot.
- His number 35 was retired by the White Sox on 8/29/10, and a statue was unveiled on 7/31/11.
- Hit .301 (2,468-8,199) with 495 doubles, 521 home runs and 1,704 RBI and 1,667 walks over 2,322 career games ... spent his first 16 seasons (1990-2005) with the Sox.
- One of just four players in major-league history with a career .300 average, 500 home runs, 1,500 RBI, 1,000 runs scored and 1,500 walks ... Mel Ott, Babe Ruth and Ted Williams are the others.
- One of 12 players in major-league history to win consecutive Most Valuable Player awards (1993-94) ... unanimous selection in 1993 ... also finished in the Top 10 of the American League MVP voting in 1991 (3rd), 1992 (8th), 1995 (8th), 1996 (8th), 1997 (3rd), 2000 (2nd) and 2006 (4th).
- Won four Silver Slugger Awards (1991, 1993-94 and 2000) and was named the AL Comeback Player of the Year in 2000 (White Sox) and 2006 (Oakland).

- One of four players to drive in at least 100 runs in each of his first eight full major-league seasons, joining Al Simmons (1924-34), Williams (1939-49) and Albert Pujols (2001-10).
- The only player in major-league history to bat .300 or better with at least 20 home runs, 100 RBI, 100 walks and 100 runs scored in seven consecutive seasons (1991-97).
- One of seven AL right-handed hitters to top the league in batting and on-base percentage in the same season (1997): Nap Lajoie (1901), Jimmie Foxx (1938), Luke Appling (1943), Frank Robinson (1966), Edgar Martinez (1995) and Miguel Cabrera (2011, '13).
- Led the AL in average (1997), slugging percentage (1994), extra-base hits (1992, '94), walks (1991, '94-95) and on-base percentage (1991-92, '94, '97).
- With a .347 average in 1997, became the largest player ever (6-foot-5 and 275 pounds) to win a batting title.
- Five-time AL All-Star (1993-97) ... won the 1995 Home Run Derby.
- Hit 11 grand slams and recorded 33 multihomer games, including a career-high three home runs on 9/15/96 at Boston and 9/17/07 vs. Boston.

THOMAS RANKS IN MAJOR LEAGUE HISTORY		
Category	Rank	No.
Walks	10th	1,667
OPS	13th	.974
RBI Ratio	15th	4.81
Home Runs	T20th	521
OBP	20th	.419
SLG	21st	.555
RBI	24th	1,704
HR Ratio	29th	15.74
XBH	32nd	1,028
Intentional Walks	34th	168
Total Bases	45th	4,550
Doubles	T68th	495
Runs Scored	72nd	1,494



# AWARD WINNERS

## MOST VALUABLE PLAYER

1959 Nellie Fox  
1972 Dick Allen  
1993 Frank Thomas  
1994 Frank Thomas

## CY YOUNG

1959 Early Wynn  
1993 LaMarr Hoyt  
1993 Jack McDowell

## ROOKIE OF THE YEAR

1951 Minnie Minoso (TSN)  
1956 Luis Aparicio (TSN, BBWAA)  
1963 Gary Peters (TSN, BBWAA)  
Pete Ward (TSN)  
1966 Tommie Agee (TSN, BBWAA)  
1969 Carlos May (TSN)  
1980 Britt Burns (TSN)  
1983 Ron Kittle (TSN, BBWAA)  
1985 Ozzie Guillen (TSN, BBWAA)  
2009 Gordon Beckham (TSN)  
2014 **Jose Abreu (TSN, BBWAA)**

## COMEBACK PLAYER OF THE YEAR

1993 Bo Jackson (TSN)  
2000 Frank Thomas (TSN)  
2004 Paul Konerko (TSN)  
2006 Jim Thome (TSN)  
2012 Adam Dunn (TSN)

## MANAGER OF THE YEAR

1972 Chuck Tanner  
1983 Tony La Russa (BBWAA, TSN)  
1990 Jeff Torborg (BBWAA, TSN)  
1993 Gene Lamont (BBWAA)  
2000 Jerry Manuel (BBWAA, AP, TSN)  
2005 Ozzie Guillen (BBWAA, TSN)

## EXECUTIVE OF THE YEAR

1972 Roland Hemond  
1977 Bill Vecek  
1983 Roland Hemond

## RAWLINGS GOLD GLOVE®

1957 Nellie Fox (2B)  
Sherm Lollar (C)  
Minnie Minoso (OF)  
1958 Luis Aparicio (SS)  
Sherm Lollar (C)  
1959 Luis Aparicio (SS)  
Nellie Fox (2B)  
Sherm Lollar (C)  
1960 Luis Aparicio (SS)  
Nellie Fox (2B)  
Minnie Minoso (OF)  
1961 Luis Aparicio (SS)  
Jim Landis (OF)  
1962 Luis Aparicio (SS)  
Jim Landis (OF)  
1963 Jim Landis (OF)  
1964 Jim Landis (OF)  
1966 Tommie Agee (OF)  
1968 Luis Aparicio (SS)  
1970 Luis Aparicio (SS)  
Ken Berry (OF)  
1974 Jim Kaat (P)  
1975 Jim Kaat (P)

1977 Jim Spencer (1B)  
1981 Mike Squires (1B)  
1990 Ozzie Guillen (SS)  
1991 Robin Ventura (3B)  
1992 Robin Ventura (3B)  
1993 Robin Ventura (3B)  
1996 Robin Ventura (3B)  
1998 Robin Ventura (3B)  
2009 Mark Buehrle (P)  
2010 Mark Buehrle (P)  
2011 Mark Buehrle (P)  
2012 Jake Peavy (P)

## SILVER SLUGGER

1981 Carlton Fisk (C)  
1985 Carlton Fisk (C)  
1988 Carlton Fisk (C)  
1991 Frank Thomas (DH)  
1993 Frank Thomas (1B)  
1994 Frank Thomas (1B)  
Julio Franco (DH)  
1998 Albert Belle (OF)  
2000 Magglio Ordonez (OF)  
Frank Thomas (DH)  
2002 Magglio Ordonez (OF)  
2006 Joe Crede (3B)  
Jermaine Dye (OF)  
2008 Carlos Quentin (OF)  
2010 Alexei Ramirez (SS)  
2012 A.J. Pierzynski (C)  
2014 **Jose Abreu (1B)**  
Alexei Ramirez (SS)

## SPORTING NEWS ALL-STARS

1926 Johnny Mostil (OF)  
1927 Ted Lyons (P)  
1933 Al Simmons (OF)  
1934 Al Simmons (OF)  
1936 Luke Appling (SS)  
1940 Luke Appling (SS)  
1943 Luke Appling (SS)  
1955 Nellie Fox (2B)  
1956 Nellie Fox (2B)  
Billy Pierce (P)  
1957 Billy Pierce (P)  
1958 Nellie Fox (2B)  
1959 Nellie Fox (2B)  
Sherm Lollar (C)  
Early Wynn (P)  
1960 Minnie Minoso (OF)  
1963 Gary Peters (P)  
1964 Gary Peters (P)  
1968 Luis Aparicio (SS)  
1970 Luis Aparicio (SS)  
1972 Dick Allen (1B)  
Wilbur Wood (P)  
1974 Dick Allen (1B)  
1975 Jim Kaat (P)  
1983 Carlton Fisk (C)  
LaMarr Hoyt (RHP)  
Greg Luzinski (DH)  
1985 Harold Baines (DH)  
Carlton Fisk (C)  
1988 Harold Baines (DH)  
1990 Carlton Fisk (C)  
1991 Frank Thomas (1B)  
1992 Jack McDowell (P)

1993 Jack McDowell (P)  
Frank Thomas (1B)  
Frank Thomas (1B)  
1994 Frank Thomas (1B)  
2000 Magglio Ordonez (OF)  
2003 Magglio Ordonez (OF)  
2004 Paul Konerko (1B)  
2006 Joe Crede (3B)  
Jermaine Dye (OF)  
Alexei Ramirez (SS)  
2010 **Jose Abreu (1B)**

## ALL-ROOKIE TEAM

1978 Mike Colbern, C (BD)  
Bob Molinaro, OF (T, BD)  
Bill Nahorodny, C (T)  
1979 Ross Baumgarten, P (T, BD)  
1980 Britt Burns, P (T, BD)  
1982 Salome Barojas, P (BD)  
1983 Ron Kittle, OF (T, BD)  
Greg Walker, 1B (BD)  
1985 Ozzie Guillen, SS (T, BD)  
Tim Lulett, 2B (BD)  
1987 Bobby Thigpen, P (BD)  
1988 Dave Gallagher, OF (T, BD)  
1989 Carlos Martinez, OF (T, BD)  
1990 Scott Radinsky, P (T)  
Robin Ventura, 3B (T, BD)  
1993 Jason Bere, P (BD)  
1995 Ray Durham, 2B (T, BD)  
1996 Alexei Ramirez, P (TSN, BD)  
1997 Mike Cameron, OF (BD)  
1998 Mike Caruso, SS (T)  
Magglio Ordonez, OF (T)  
1999 Chris Singleton, OF (T)  
2005 Tadahito Iguchi, 2B (T)  
2008 Alexei Ramirez, 2B (T)  
2009 Gordon Beckham, 3B (SN)  
2014 **Jose Abreu, 1B (SN)**

## AL PLAYER OF THE MONTH

1980 Lamar Johnson (April)  
1984 Greg Walker (September)  
1989 Ron Kittle (May)  
1991 Robin Ventura (July)  
Frank Thomas (August)  
1992 Frank Thomas (September)  
1993 Frank Thomas (August)  
1994 Frank Thomas (May)  
Frank Thomas (July)  
1996 Frank Thomas (April)  
Frank Thomas (September)  
1997 Frank Thomas (May)  
1998 Albert Belle (July)  
Albert Belle (September)  
2002 Paul Konerko (June)  
2003 Magglio Ordonez (July)  
2014 **Jose Abreu (April)**  
**Jose Abreu (July)**

# AWARD WINNERS

## AL PITCHER OF THE MONTH


1982	LaMarr Hoyt (May)
1983	Rich Dotson (Sept.)
1990	Bobby Thigpen (May)
1993	Wilson Alvarez (Sept.)
1994	Alex Fernandez (July)
2000	James Baldwin (May)
	Cal Eldred (June)
2003	Esteban Loaiza (April)
2004	Mark Buehrle (May)
2005	Jon Garland (April)
	Mark Buehrle (May)
	Jose Contreras (Sept.)
2006	Jose Contreras (April)
2009	Jose Contreras (June)
2010	Gavin Floyd (June)
2012	Jake Peavy (April)
	Chris Sale (May)
2015	Chris Sale (June)

## AL PLAYER OF THE WEEK

1974	Dick Allen (June 11)
	Jorge Orta (June 25)
	Dick Allen (July 23)
	Jim Kaat (Sept. 24)
1977	Richie Zisk (July 3)
1979	Chet Lemon (April 15)
	Claudell Washington (Sept. 9)
1980	Lamar Johnson (April 13)
1981	Richard Dotson (May 10)
	Greg Luzinski (May 24)
	Britt Burns (Aug. 23)
1982	Salome Barojas (April 18)
	Harold Baines (July 11)
1983	LaMarr Hoyt (Aug. 28)
	Harold Baines (Sept. 11)
1984	Ron Kittle (April 29)
	Tom Paciorek (May 13)
	Harold Baines (Aug. 12)
	Greg Walker (Sept. 9)
1985	Carlton Fisk (June 2)
	Tom Seaver (Aug. 4)
	Ron Kittle (Sept. 15)
1986	Joe Cowley (Sept. 21)
1987	Gary Redus (May 18)
1988	Carlton Fisk (Aug. 21)
1989	Ron Kittle (May 14)
1990	Frank Thomas (Sept. 23)
1991	Frank Thomas (April 28)
	Robin Ventura (July 22)
	Frank Thomas (Aug. 4)
	Wilson Alvarez (Aug. 11)
1992	Frank Thomas (May 10)
	George Bell (July 5)
	Frank Thomas (July 26)
	George Bell (Aug. 9)
1993	George Bell (May 23)
	Jack McDowell (Aug. 22)
1994	Frank Thomas (May 31)
	Frank Thomas (July 11)
1997	Frank Thomas (June 1)
	Frank Thomas (July 13)
1998	Albert Belle (July 12)
	Albert Belle (July 19)
	Ray Durham (Aug. 16)
1999	Greg Norton (May 30)
	Frank Thomas (June 6)

	Carlos Lee (Aug. 29)
2000	Frank Thomas (April 9)
	Chris Singleton (April 23)
	Magglio Ordonez (July 2)
	Frank Thomas (July 16)
	Carlos Lee (Sept. 10)
2001	Ray Durham (May 27)
	Magglio Ordonez (June 11)
2002	Magglio Ordonez (May 6)
	Magglio Ordonez (Aug. 5)
	Joe Crede (Aug. 26)
	Magglio Ordonez (Sept. 16)
2003	Esteban Loaiza (April 27)
	Frank Thomas (Aug. 24)
	Paul Konerko (Aug. 31)
	Bartolo Colon (Sept. 14)
2004	Magglio Ordonez (April 11)
2005	Jon Garland (May 1)
2006	Paul Konerko (June 12)
	Joe Crede (June 19)
2007	Mark Buehrle (April 22)
	Josh Fields (Sept. 23)

	2008	Joe Crede (June 8)
		Jermaine Dye (June 22)
		Javier Vazquez (Aug. 17)
	2009	Jose Contreras (June 14)
		Jermaine Dye (June 28)
		Jim Thome (July 19)
		Mark Buehrle (July 26)
	2010	Paul Konerko (May 2)
		Carlos Quentin (June 27)
	2011	Carlos Quentin (April 3)
		Paul Konerko (April 10)
	2012	Philip Humber (April 22)
		Paul Konerko (April 29)
		Paul Konerko (May 27)
		Kevin Youkilis (July 8)
	2013	Alejandro De Aza (July 14)
	<b>2014</b>	<b>Jose Abreu (April 27)</b>
	<b>2015</b>	<b>Jose Abreu (August 3)</b>
		Adam Eaton (August 3)



Frank Thomas was named American League Player of the Month eight times in his career.

FRONT OFFICE

FIELD STAFF

PLAYERS

OPPONENTS

2016 REVIEW

HISTORY

RECORDS

MINOR LEAGUES

MEDIA/MISC.

# POSTSEASON SUMMARY

## 1906 WORLD SERIES (WHITE SOX 4, CUBS 2)

Game	Date	Site	Score	Winner	Loser	Save
1	Oct. 9	West Side Grounds	White Sox 2, Cubs 1	Altrock	Brown	None
2	Oct. 10	South Side Park	Cubs 7, White Sox 1	Reulbach	White	None
3	Oct. 11	West Side Grounds	White Sox 3, Cubs 0	Walsh	Pfiester	None
4	Oct. 12	South Side Park	Cubs 1, White Sox 0	Brown	Altrock	None
5	Oct. 13	West Side Grounds	White Sox 8, Cubs 6	Walsh	Pfiester	White
6	Oct. 14	South Side Park	White Sox 8, Cubs 3	White	Brown	None

## 1917 WORLD SERIES (WHITE SOX 4, GIANTS 2)

Game	Date	Site	Score	Winner	Loser	Save
1	Oct. 6	Comiskey Park	White Sox 2, Giants 1	Cicotte	Sallee	None
2	Oct. 7	Comiskey Park	White Sox 7, Giants 2	Faber	Anderson	None
3	Oct. 10	Polo Grounds	Giants 2, White Sox 0	Benton	Cicotte	None
4	Oct. 11	Polo Grounds	Giants 5, White Sox 0	Schupp	Faber	None
5	Oct. 13	Comiskey Park	White Sox 8, Giants 5	Faber	Sallee	None
6	Oct. 15	Polo Grounds	White Sox 4, Giants 2	Faber	Benton	None

## 1919 WORLD SERIES (REDS 5, WHITE SOX 3)

Game	Date	Site	Score	Winner	Loser	Save
1	Oct. 1	Crosley Field	Reds 9, White Sox 1	Ruether	Cicotte	None
2	Oct. 2	Crosley Field	Reds 4, White Sox 2	Sallee	Williams	None
3	Oct. 3	Comiskey Park	White Sox 3, Reds 0	Kerr	Fisher	None
4	Oct. 4	Comiskey Park	Reds 2, White Sox 0	Ring	Cicotte	None
5	Oct. 6	Comiskey Park	Reds 5, White Sox 0	Eller	Williams	None
6	Oct. 7	Crosley Field	White Sox 5, Reds 4	Kerr	Ring	None
7	Oct. 8	Crosley Field	White Sox 4, Reds 1	Cicotte	Sallee	None
8	Oct. 9	Comiskey Park	Reds 10, White Sox 5	Eller	Williams	None

## 1959 WORLD SERIES (DODGERS 4, WHITE SOX 2)

Game	Date	Site	Score	Winner	Loser	Save
1	Oct. 1	Comiskey Park	White Sox 11, Dodgers 0	Wynn	Craig	Staley
2	Oct. 2	Comiskey Park	Dodgers 4, White Sox 3	Podres	Shaw	Sherry
3	Oct. 4	L.A. Coliseum	Dodgers 3, White Sox 1	Drysdale	Donovan	Sherry
4	Oct. 5	L.A. Coliseum	Dodgers 5, White Sox 4	Sherry	Staley	None
5	Oct. 6	L.A. Coliseum	White Sox 1, Dodgers 0	Shaw	Koufax	Donovan
6	Oct. 8	Comiskey Park	Dodgers 9, White Sox 3	Sherry	Wynn	None

## 1983 AMERICAN LEAGUE CHAMPIONSHIP SERIES (ORIOLES 3, WHITE SOX 1)

Game	Date	Site	Score	Winner	Loser	Save
1	Oct. 5	Memorial Stadium	White Sox 2, Orioles 1	Hoyt	McGregor	None
2	Oct. 6	Memorial Stadium	Orioles 4, White Sox 0	Boddicker	Bannister	None
3	Oct. 7	Comiskey Park	Orioles 11, White Sox 1	Flanagan	Dotson	Stewart
4	Oct. 8	Comiskey Park	Orioles 3, White Sox 0 (10)	T. Martinez	Burns	None

## 1993 AMERICAN LEAGUE CHAMPIONSHIP SERIES (BLUE JAYS 4, WHITE SOX 2)

Game	Date	Site	Score	Winner	Loser	Save
1	Oct. 5	Comiskey Park	Blue Jays 7, White Sox 3	Guzman	McDowell	None
2	Oct. 6	Comiskey Park	Blue Jays 3, White Sox 1	Stewart	Fernandez	Ward
3	Oct. 8	SkyDome	White Sox 6, Blue Jays 1	Alvarez	Hentgen	None
4	Oct. 9	SkyDome	White Sox 7, Blue Jays 4	Belcher	Stottlemire	Hernandez
5	Oct. 10	SkyDome	Blue Jays 5, White Sox 3	Guzman	McDowell	None
6	Oct. 12	Comiskey Park	Blue Jays 6, White Sox 3	Stewart	Fernandez	Ward

## 2000 AMERICAN LEAGUE DIVISION SERIES (MARINERS 3, WHITE SOX 0)

Game	Date	Site	Score	Winner	Loser	Save
1	Oct. 3	Comiskey Park	Mariners 7, White Sox 4 (10)	Mesa	Foulke	Sasaki
2	Oct. 4	Comiskey Park	Mariners 5, White Sox 2	Abbott	Sirotko	Sasaki
3	Oct. 6	Safeco Field	Mariners 2, White Sox 1	Paniagua	Wunsch	None

## White Sox Clinching Dates

October 3, 1906	September 22, 1959	September 24, 2000
September 21, 1917	September 17, 1983	September 29, 2005
September 24, 1919	September 27, 1993	September 30, 2008

# POSTSEASON SUMMARY

## 2005 AMERICAN LEAGUE DIVISION SERIES (WHITE SOX 3, RED SOX 0)

Game	Date	Site	Score	Winner	Loser	Save
1	Oct. 4	U.S. Cellular Field	<b>White Sox 14</b> , Red Sox 2	<b>Contreras</b>	Clement	None
2	Oct. 5	U.S. Cellular Field	<b>White Sox 5</b> , Red Sox 4	<b>Buehrle</b>	Wells	<b>Jenks</b>
3	Oct. 7	Fenway Park	<b>White Sox 5</b> , Red Sox 3	<b>Garcia</b>	Wakefield	<b>Jenks</b>

## 2005 AMERICAN LEAGUE CHAMPIONSHIP SERIES (WHITE SOX 4, ANGELS 1)

Game	Date	Site	Score	Winner	Loser	Save
1	Oct. 11	U.S. Cellular Field	Angels 3, <b>White Sox 2</b>	Byrd	<b>Contreras</b>	Rodriguez
2	Oct. 12	U.S. Cellular Field	<b>White Sox 2</b> , Angels 1	<b>Buehrle</b>	Escobar	None
3	Oct. 14	Angel Stadium	<b>White Sox 5</b> , Angels 2	<b>Garland</b>	Lackey	None
4	Oct. 15	Angel Stadium	<b>White Sox 8</b> , Angels 2	<b>Garcia</b>	Santana	None
5	Oct. 16	Angel Stadium	<b>White Sox 6</b> , Angels 3	<b>Contreras</b>	Escobar	None

## 2005 WORLD SERIES (WHITE SOX 4, ASTROS 0)

Game	Date	Site	Score	Winner	Loser	Save
1	Oct. 22	U.S. Cellular Field	<b>White Sox 5</b> , Astros 3	<b>Contreras</b>	Rodriguez	<b>Jenks</b>
2	Oct. 23	U.S. Cellular Field	<b>White Sox 7</b> , Astros 6	<b>Cotts</b>	Lidge	None
3	Oct. 25	Minute Maid Park	<b>White Sox 7</b> , Astros 5 (14)	<b>Marte</b>	Astacio	<b>Buehrle</b>
4	Oct. 26	Minute Maid Park	<b>White Sox 1</b> , Astros 0	<b>Garcia</b>	Lidge	<b>Jenks</b>

## 2008 AMERICAN LEAGUE DIVISION SERIES (RAYS 3, WHITE SOX 1)

Game	Date	Site	Score	Winner	Loser	Save
1	Oct. 2	Tropicana Field	Rays 6, <b>White Sox 4</b>	Shields	<b>Vazquez</b>	Wheeler
2	Oct. 3	Tropicana Field	Rays 6, <b>White Sox 2</b>	Kazmir	<b>Buehrle</b>	None
3	Oct. 5	U.S. Cellular Field	<b>White Sox 5</b> , Rays 3	<b>Danks</b>	Garza	<b>Jenks</b>
4	Oct. 6	U.S. Cellular Field	Rays 6, <b>White Sox 2</b>	Sonnanstine	<b>Floyd</b>	None

## THE LAST TIME IT HAPPENED

White Sox	Player	Date	Game	Series	Opponent
Two-Hitter	Ed Walsh	10/11/1906	Game 3	World Series	vs. Chicago Cubs
Shutout, Individual	Dickie Kerr	10/3/19	Game 3	World Series	vs. Cincinnati (3-0)
Complete Game	Jose Contreras	10/16/05	Game 5	ALCS	at Los Angeles Angels
10-plus Strikeouts	Ed Walsh (12)	10/11/1906	Game 3	World Series	vs. Chicago Cubs
Home Run	Jermaine Dye	10/6/08	Game 4	ALDS	vs. Tampa Bay (Andy Sonnanstine)
Grand Slam	Paul Konerko	10/23/05	Game 3	World Series	vs. Houston (Chad Qualls)
Game-Ending HR	Scott Podsednik	10/23/05	Game 2	World Series	vs. Houston
Two Home Runs	A.J. Pierzynski	10/4/05	Game 1	ALDS	vs. Boston
Four Hits	Tim Lincecum	10/8/93	Game 3	ALCS	at Toronto
Five RBI	Ted Kluszewski	10/1/59	Game 1	World Series	vs. Los Angeles-NL
Stolen Base	Juan Uribe	10/5/08	Game 3	ALDS	vs. Tampa Bay
Hit by Pitch	Orlando Cabrera	10/3/08	Game 2	ALDS	at Tampa Bay

White Sox, Team	Date	Game	Series	Opponent
Extra-Inning Game	10/25/05	Game 3	World Series	at Houston (14 innings)
10 Runs, Game	10/4/05	Game 1	ALDS	vs. Boston
5 Runs, Inning	10/25/05	Game 3	World Series	at Houston (5th inning)
10 Hits, Game	10/3/08	Game 2	ALDS	at Tampa Bay
Four HR, Game	10/4/05	Game 1	ALDS	vs. Boston
10 Strikeouts, Game	10/25/05	Game 3	World Series	at Houston (14 innings)

Opponents	Player	Date	Game	Series	Opponent
One-Hitter	Ed Ruelbach	10/10/1906	Game 2	World Series	vs. Chicago-NL
Shutout, Individual	Mike Boddicker	10/6/83	Game 2	ALCS	at Baltimore
Complete Game	Mike Boddicker	10/6/83	Game 2	ALCS	at Baltimore
10-plus Strikeouts	Mike Boddicker	10/6/83	Game 2	ALCS	at Baltimore (14 innings)
Home Run	B.J. Upton	10/6/08	Game 4	ALDS	vs. Tampa Bay
Two Home Runs	B.J. Upton	10/6/08	Game 4	ALDS	vs. Tampa Bay

## White Sox Wire-To-Wire

The 2005 White Sox were in first place all 183 days during their world championship season, breaking the franchise record set in 2000 (169), and also eclipsing the club record for most consecutive days spent in first place (167), also set in 2000. The 1919 Sox spent 134 days in first place, followed by the 1901 (128), 1917 (126), 1993 (125) and 2012 (117) clubs.

# POSTSEASON RECORDS

## CLUB BATTING, SERIES

At-Bats	263 (1919 WS)
Runs	24 (2005 ALDS)
Hits	59 (1919 WS)
Doubles	10 (4x, last 2005 ALCS)
Triples	3 (twice, last 1919 WS)
Home Runs	7 (2005 ALDS)
Extra Base Hits	17 (twice, last 2005 WS)
Strikeouts	43 (1993 ALCS)
Walks	32 (1993 ALCS)
Stolen Bases	6 (twice, last 1917 WS)
Left On Base	52 (1919 WS)
Fewest Left on Base	21 (2000 ALDS)

## CLUB BATTING, SINGLE GAME

At-Bats	53 (2005 WS, Game 3 - 14 innings)
Runs	14 (2005 ALDS, Game 1)
Runs, Inning	7 (1959 WS, Game 1, 3rd inning)
Hits	14 (3x, last 2005 WS, Game 3 - 14 innings)
Doubles	8 (1906 WS, Game 5)
Triples	2 (1906 WS, Game 2)
Home Runs	4 (2005 ALDS, Game 1)
Extra-Base Hits	8 (1906 WS, Game 5)
Strikeouts	14 (1983 ALCS, Game 2)
Walks	10 (1993 ALCS, Game 1)
Stolen Bases	3 (3x, last 2008 ALDS, Game 3)
Left On Base	15 (2005 WS, Game 3 - 14 innings)
Fewest Left on Base	2 (2005 ALDS, Game 1)

## INDIVIDUAL BATTING, SERIES

Batting Average	.444, Tim Raines (1993 ALCS)*
At-Bats	34, Buck Weaver (1919 WS)
Runs	6, Jim Landis (1959 WS)
Hits	12, twice, last Tim Raines (1993 ALCS)*
Hitting Streak	6 games, Tim Raines (1993 ALCS)
Doubles	4, twice, last Buck Weaver (1919 WS)
Triples	2, twice, last Scott Podsednik (2005 WS)
Home Runs	3, Ted Kluszewski (1959 WS)
Extra-Base Hits	5, Buck Weaver (1919 WS)
Total Bases	19, Ted Kluszewski (1959 WS)
RBI	10, Ted Kluszewski (1959 WS)
Walks	10, Frank Thomas (1993 ALCS)*
Stolen Bases	3, 3x, last Scott Podsednik (2005 ALCS)
Sacrifice Hits	4, Happy Felsch (1919 WS)
Sacrifice Flies	2, Alexei Ramirez (2008 ALDS)

## INDIVIDUAL BATTING, SINGLE GAME

At-Bats	8, Scott Podsednik (2005 WS, Game 3, 14 inn.)
Runs	4, A.J. Pierzynski (2005 ALDS, Game 1)
Hits	4, 4x, last Jermaine Dye (2008 ALDS, Game 2)
Doubles	4, Frank Isbell (1906 WS, Game 5) #
Triples	1, 11x, last Scott Podsednik (2005 WS, Game 1)
Home Runs	2, twice, last A.J. Pierzynski (2005 ALDS, Game 1)
Extra-Base Hits	4, Frank Isbell (1906 WS, Game 5)
Total Bases	10, A.J. Pierzynski (2005 ALDS, Game 1)
RBI	5, Ted Kluszewski (1959 WS, Game 1)
Walks	4, Frank Thomas (1993 ALCS, Game 1)*
Stolen Bases	2, 5x, last Scott Podsednik (2005 ALCS, Game 4)
Sacrifice Hits	2, twice, last Joey Cora (1993 ALCS, Game 3)
Sacrifice Flies	1, 8x, last Alexei Ramirez (2008 ALDS, Game 3)

## CLUB PITCHING, SERIES

Innings Pitched	71.0 (1919 WS)
Hits	65 (1993 ALCS)
Fewest Hits	25 (2005 ALDS)
Runs Scored	35 (1919 WS)
Fewest Runs Scored	9 (2005 ALDS)
Earned Runs	27 (1919 WS)
Fewest Earned Runs	9, twice (last 2005 ALDS)
Walks	25 (1919 WS)
Fewest Walks	4 (2005 ALCS)
Strikeouts	36, twice (last 2005 WS)
Home Runs Allowed	7 (1959 WS)
Shutouts	2 (1959 WS)

## CLUB PITCHING, SINGLE GAME

Innings Pitched	14.0 (2005 WS, Game 3)
Hits	17 (1993 ALCS, Game 1)
Fewest Hits	2 (1906 WS, Game 3)
Most Runs	11 (1983 ALCS, Game 3)
Earned Runs	10 (1983 ALCS, Game 3)
Walks Allowed	12 (2005 WS, Game 3 - 14 innings)
Fewest Walks	0, 8x (last 2005 WS, Game 1)
Strikeouts	14 (2005 WS, Game 3 - 14 innings)
Home Runs	3, 3x (last, 2005 ALDS, Game 3)

## INDIVIDUAL PITCHING, SERIES

Games	4, 6x, last by Neal Cotts (2005 WS) and Bobby Jenks (2005 WS)
Wins	3, Red Faber (1917 WS) #
Losses	3, Lefty Williams (1919 WS) #
Saves	2, twice, Bobby Jenks (2005 ALDS; 2005 WS)
Complete Games	2, 5x, last Dickie Kerr (1919 WS) and Ed Cicotte (1919 WS)
Shutouts	1, twice, last Dickie Kerr (1919 WS, Game 3)
Innings	27.0, Red Faber (1917 WS) #
Hits	23, Eddie Cicotte (1917 WS)
Runs	12, Lefty Williams (1919 WS)
Earned Runs	12, Lefty Williams (1919 WS)
Walks	8, Lefty Williams (1919 WS)
Strikeouts	17, Ed Walsh (1906 WS)

## INDIVIDUAL PITCHING, SINGLE GAME

CG	19x, last Jose Contreras (2005 ALCS, Game 5)
Low-Hit CG	2, Ed Walsh (1906 WS, Game 3)
Shutout	twice, last Dickie Kerr (1919 WS, Game 3)
IP	10.0, Dickie Kerr (1919 WS, Game 6)
IP, Reliever	6.0, twice, last Eddie Cicotte (1917 WS, Game 5)
Strikeouts	12, Ed Walsh (1906 WS, Game 3)
Strikeouts, Reliever	5, Jose DeLeon (1993 ALCS, Game 5)
Hits	13, Jack McDowell (1993 ALCS, Game 1)
Hits, Reliever	8, twice, last Bill James (1919 WS, Game 8)
Runs	7, Jack McDowell (1993 ALCS, Game 1)
Runs, Reliever	4, Bill James (1919 WS, Game 8)
Walks	6, Lefty Williams (1919 WS, Game 2)
Walks, Reliever	4, Roy Wilkinson (1919, Game 8)

\*ALCS Record (dependent upon length of series)  
#World Series Record (dependent upon length of series)



# POSTSEASON MISCELLANEOUS

## WHITE SOX STARTING PITCHING

### 1906 WORLD SERIES

Game	Date	H/R	Pitcher	W-L	IP	H	R	ER	BB	SO
1	10/9	H	Nick Altrock	W	9.0	4	1	1	1	3
2	10/10	H	Doc White	L	3.0	4	4	0	2	1
3	10/11	R	Ed Walsh	W	9.0	2	0	0	1	12
4	10/12	R	Nick Altrock	L	9.0	7	1	1	1	2
5	10/13	R	Ed Walsh	W	6.0	5	6	3	5	5
6	10/14	H	Doc White	W	9.0	7	3	3	4	2

### 1917 WORLD SERIES

Game	Date	H/R	Pitcher	W-L	IP	H	R	ER	BB	SO
1	10/6	H	Ed Cicotte	W	9.0	7	1	1	1	2
2	10/7	H	Red Faber	W	9.0	8	2	2	1	1
3	10/10	R	Ed Cicotte	L	8.0	8	2	2	0	8
4	10/11	R	Red Faber	L	7.0	7	3	3	0	3
5	10/13	H	Reb Russell	ND	0.0	2	1	1	1	0
6	10/15	R	Red Faber	W	9.0	6	2	2	2	4

### 1919 WORLD SERIES

Game	Date	H/R	Pitcher	W-L	IP	H	R	ER	BB	SO
1	10/1	R	Ed Cicotte	L	3.2	7	6	6	2	1
2	10/2	R	Lefty Williams	L	8.0	4	4	4	6	1
3	10/3	H	Dickie Kerr	W	9.0	3	0	0	1	4
4	10/4	H	Ed Cicotte	L	9.0	5	2	0	0	2
5	10/6	H	Lefty Williams	L	8.0	4	4	4	2	3
6	10/7	R	Dickie Kerr	W	10.0	11	4	3	2	2
7	10/8	R	Ed Cicotte	W	9.0	7	1	1	3	4
8	10/9	H	Lefty Williams	L	0.1	4	4	4	0	0

### 1959 WORLD SERIES

Game	Date	H/R	Pitcher	W-L	IP	H	R	ER	BB	SO
1	10/1	H	Early Wynn	W	7.0	6	0	0	1	6
2	10/2	H	Bob Shaw	L	6.2	8	4	4	1	1
3	10/4	R	Dick Donovan	L	6.2	2	2	2	2	5
4	10/5	R	Early Wynn	ND	2.2	8	4	3	0	2
5	10/6	R	Bob Shaw	W	1.1	9	0	0	1	1
6	10/8	H	Early Wynn	L	3.1	5	5	5	3	2

### 1983 ALCS

Game	Date	H/R	Pitcher	W-L	IP	H	R	ER	BB	SO
1	10/5	R	LaMarr Hoyt	W	9.0	5	1	1	0	4
2	10/6	R	Floyd Bannister	L	6.0	5	6	3	1	5
3	10/7	H	Rich Dotson	L	5.0	6	6	6	3	3
4	10/8	H	Britt Burns	L	9.1	6	1	1	5	8

### 1993 ALCS

Game	Date	H/R	Pitcher	W-L	IP	H	R	ER	BB	SO
1	10/5	H	Jack McDowell	L	6.2	13	7	7	2	4
2	10/6	H	Alex Fernandez	L	8.0	8	3	1	3	5
3	10/8	R	Wilson Alvarez	W	9.0	7	1	1	2	6
4	10/9	R	Jason Bere	ND	2.1	5	3	3	2	3
5	10/10	R	Jack McDowell	L	2.1	5	3	3	3	1
6	10/12	H	Alex Fernandez	L	7.0	7	3	2	3	5

### 2000 ALDS

Game	Date	H/R	Pitcher	W-L	IP	H	R	ER	BB	SO
1	10/3	H	Jim Parque	ND	6.0	6	3	3	1	2
2	10/4	H	Mike Sirotko	L	5.2	7	4	3	2	0
3	10/5	R	James Baldwin	ND	6.0	3	1	1	3	2

### 2005 ALDS

Game	Date	H/R	Pitcher	W-L	IP	H	R	ER	BB	SO
1	10/4	H	Jose Contreras	W	7.2	8	2	2	0	6
2	10/5	H	Mark Buehrle	W	7.0	8	4	4	1	2
3	10/7	R	Freddy Garcia	W	5.0	5	3	3	4	1

### 2005 ALCS

Game	Date	H/R	Pitcher	W-L	IP	H	R	ER	BB	SO
1	10/11	H	Jose Contreras	L	8.1	7	3	3	0	4
2	10/12	H	Mark Buehrle	W	9.0	5	1	1	0	4
3	10/14	R	Jon Garland	W	9.0	4	2	2	1	7
4	10/15	R	Freddy Garcia	W	9.0	6	2	2	1	5
5	10/16	R	Jose Contreras	W	9.0	5	3	3	2	2

### 2005 WORLD SERIES

Game	Date	H/R	Pitcher	W-L	IP	H	R	ER	BB	SO
1	10/22	H	Jose Contreras	W	7.0	6	3	3	0	2
2	10/23	H	Mark Buehrle	ND	7.0	7	4	4	0	6
3	10/25	R	Jon Garland	ND	7.0	7	4	2	2	4
4	10/26	R	Freddy Garcia	W	7.0	4	0	0	3	7

### 2008 ALDS

Game	Date	H/R	Pitcher	W-L	IP	H	R	ER	BB	SO
1	10/2	R	Javier Vazquez	L	4.1	8	6	6	1	6
2	10/3	R	Mark Buehrle	L	7.0	10	5	5	0	3
3	10/5	H	John Danks	W	6.2	7	3	3	3	7
4	10/6	H	Gavin Floyd	L	3.0	5	4	4	2	4

### WHITE SOX HOME RUNS

### 1917 WORLD SERIES

Game	H/R	Sox Player	Pitcher, Club	Inn.	On
1	H	Happy Felsch	Slim Sallee, NYG	4	0

### 1919 WORLD SERIES

Game	H/R	Sox Player	Pitcher, Club	Inn.	On
8	H	Joe Jackson	Hod Eller, CIN	3	0

### 1959 WORLD SERIES

Game	H/R	Sox Player	Pitcher, Club	Inn.	On
1	H	Ted Kluszewski	Roger Craig, LAD	3	1
		Ted Kluszewski	Chuck Churn, LAD	4	1
4	R	Sherm Lollar	Roger Craig, LAD	7	2
6	H	Ted Kluszewski	Johnny Podres, LAD	4	2

### 1993 ALCS

Game	H/R	Sox Player	Pitcher, Club	Inn.	On
4	R	Lance Johnson	Todd Stottlemyre, TOR	2	1
		Frank Thomas	Todd Stottlemyre, TOR	6	0
5	R	Ellis Burks	Juan Guzman, TOR	5	0
		Robin Ventura	Duane Ward, TOR	9	1
6	H	Warren Newson	Duane Ward, TOR	9	0

### 2000 ALDS

Game	H/R	Sox Player	Pitcher, Club	Inn.	On
1	H	Ray Durham	Freddy Garcia, SEA	3	1

### 2005 ALDS

Game	H/R	Sox Player	Pitcher, Club	Inn.	On
1	H	A.J. Pierzynski	Matt Clement, BOS	1	2
		Paul Konerko	Matt Clement, BOS	3	0
		Scott Podsednik	Jeremi Gonzalez, BOS	6	2
		A.J. Pierzynski	Bronson Arroyo, BOS	8	0
2	H	Tadahito Iguchi	David Wells, BOS	5	2
3	R	Paul Konerko	Tim Wakefield, BOS	6	1

### 2005 ALCS

Game	H/R	Sox Player	Pitcher, Club	Inn.	On
1	H	Joe Crede	Paul Byrd, LAA	3	0
3	R	Paul Konerko	John Lackey, LAA	1	1
4	R	Paul Konerko	Ervin Santana, LAA	1	2
		A.J. Pierzynski	Ervin Santana, LAA	4	0
5	R	Joe Crede	Kelvin Escobar, LAA	7	0

### 2005 WORLD SERIES

Game	H/R	Sox Player	Pitcher, Club	Inn.	On
1	H	Jermaine Dye	Roger Clemens, HOU	1	0
		Joe Crede	Wandy Rodriguez, HOU	4	0
2	H	Paul Konerko	Chad Qualls, HOU	7	3
		Scott Podsednik	Brad Lidge, HOU	9	0
3	R	Joe Crede	Roy Oswalt, HOU	5	0
		Geoff Blum	Ezequiel Astacio, HOU	14	0

### 2008 ALDS

Game	H/R	Sox Player	Pitcher, Club	Inn.	On
1	R	Dewayne Wise	James Shields, TB	3	2
		Paul Konerko	Dan Wheeler, TB	9	0
4	H	Paul Konerko	Andy Sonnanstine, TB	4	0
		Jermaine Dye	Andy Sonnanstine, TB	6	0

# 1906 WORLD SERIES

## CHICAGO WHITE SOX 4 CHICAGO CUBS 2

**Recap:** The White Sox, dubbed the "Hitless Wonders" for their lack of offensive punch, defeated the heavily favored Cubs, winners of a major-league record 116 games, in what was billed as the Trolley Car Series ... the Sox batted a league-low .230 during the regular season, were shut out 16 times and hit just seven home runs ... conversely, the Cubs fielded the legendary infield of Joe Tinker, Johnny Evers and Frank Chance, and featured the National League's top pitcher in future Hall of Famer Mordecai "Three Finger" Brown ... the Sox pitching staff posted a league-best 32 shutouts, with ace Ed Walsh recording a league-best 10 followed by Doc White and Frank Owen with seven apiece ... despite hitting only .198 in the series, the pitching staff stymied the Cubs offense, compiling a 1.67 ERA (10 ER/54.0 IP) while allowing only 27 hits (.196 average).

### GAME 1: WHITE SOX 2, CUBS 1

White Sox	0	0	0	0	1	1	0	0	0	0	—	2
Cubs	0	0	0	0	0	1	0	0	0	0	—	1

**WP:** Altrock      **LP:** Brown      **Save:** None  
**Time:** 1:45      **Att:** 12,693      **HR:** None

**Recap:** Nick Altrock outdueled Mordecai "Three Finger" Brown as the White Sox captured the series opener, 2-1 ... a pair of errors by the North Stars led to both Sox runs ... Frank Isbell's RBI single in the sixth inning gave the White Sox a 2-0 lead, but after a wild pitch in the bottom of the frame brought the Cubs within a run, Altrock fired blanks the rest of the way ... the game was played amid snow flurries and freezing temperatures.

### GAME 2: CUBS 7, WHITE SOX 1

Cubs	0	3	1	0	0	1	0	2	0	—	7
White Sox	0	0	0	0	1	0	0	0	0	—	1

**WP:** Reulbach      **LP:** White      **Save:** None  
**Time:** 1:58      **Att:** 12,595      **HR:** None

**Recap:** On another frigid afternoon, Ed Reulbach threw a one-hitter, and the Cubs offense broke out for 10 hits and seven runs as they evened the series at a game apiece ... the Cubs stole seven bases and knocked Sox starter Doc White (four unearned runs) out of the game after 3.0 IP ... the White Sox were held hitless by Reulbach until Jiggs Donahue's single in the seventh inning ... two Sox errors led to five unearned runs.

### GAME 3: WHITE SOX 3, CUBS 0

White Sox	0	0	0	0	0	3	0	0	0	—	3
Cubs	0	0	0	0	0	0	0	0	0	—	0

**WP:** Walsh      **LP:** Pfister      **Save:** None  
**Time:** 2:10      **Att:** 13,667      **HR:** None

**Recap:** Ed Walsh threw a two-hit shutout with 12 strikeouts, and George Rohe hit a three-run triple in the sixth inning to lead the Sox to a 3-0 victory ... Walsh yielded a single and double in the first but held the Cubs hitless the rest of the game ... Cubs starter Jack Pfister loaded the bases with no outs in the sixth but then retired the next two batters before giving up Rohe's game-winning hit down the left-field line.

### GAME 4: CUBS 1, WHITE SOX 0

Cubs	0	0	0	0	0	0	1	0	0	—	1
White Sox	0	0	0	0	0	0	0	0	0	—	0

**WP:** Brown      **LP:** Altrock      **Save:** None  
**Time:** 1:36      **Att:** 18,385      **HR:** None

**Recap:** In a reversal of Game 1, "Three Finger" Brown got the best of Nick Altrock as the Cubs again evened the series with a 1-0 victory ... Brown held the White Sox hitless through 5.2

IP before settling for a two-hitter ... the Cubs manufactured the game's only run in the seventh inning on a single, two sacrifice bunts and another single.

### GAME 5: WHITE SOX 8, CUBS 6

White Sox	1	0	2	4	0	1	0	0	0	—	8
Cubs	3	0	0	1	0	2	0	0	0	—	6

**WP:** Walsh      **LP:** Pfister      **Save:** White  
**Time:** 2:40      **Att:** 23,257      **HR:** None

**Recap:** In a departure from the pitching-dominated performances of the first four games, the White Sox outlasted the Cubs despite committing six errors ... Frank Isbell tied a World Series record with four doubles, scored three runs and drove in two ... George Davis doubled twice with three RBI, and George Rohe was 3-4 with a RBI to lead the Sox 12-hit attack ... Sox starter Ed Walsh went 6.0 IP, giving up six runs (three earned), but Doc White allowed just one hit over the final 3.0 IP for the save.

### GAME 6: WHITE SOX 8, CUBS 3

Cubs	1	0	0	0	1	0	0	0	1	—	3
White Sox	3	4	0	0	0	0	0	1	x	—	8

**WP:** White      **LP:** Brown      **Save:** None  
**Time:** 1:55      **Att:** 19,249      **HR:** None

**Recap:** The White Sox pounded out 14 hits to close out the improbable series upset ... five players recorded at least two hits, led by Ed Hahn (4-5) and Frank Isbell (3-5) ... George Davis and Jiggs Donahue each collected two hits and three RBI ... Doc White threw a complete-game seven-hitter ... "Three Finger" Brown lasted just 1.2 IP, allowing seven runs on eight hits.

## WORLD SERIES STATISTICS

Player	AVG	G	AB	R	H	2B	3B	HR	RBI	SB	CS	BB	SO
Donahue	.333	6	18	0	6	2	1	0	4	0	—	3	3
Rohe	.333	6	21	2	7	1	2	0	4	2	—	3	1
Davis	.308	3	13	4	4	3	0	0	6	1	—	0	1
Isbell	.308	6	26	4	8	4	0	0	4	1	—	0	6
Hahn	.273	6	22	4	6	0	0	0	0	0	—	1	1
Tannehill	.111	3	9	1	1	0	0	0	0	0	—	0	2
Dougherty	.100	6	20	1	2	0	0	0	1	2	—	3	4
Jones	.095	6	21	4	2	0	0	0	0	0	—	3	3
Sullivan	.000	6	21	0	0	0	0	0	0	0	—	0	9
O'Neill	.000	1	1	1	0	0	0	0	0	0	—	0	0
McFarland	.000	1	1	0	0	0	0	0	0	0	—	0	0
Towne	.000	1	1	0	0	0	0	0	0	0	—	0	0
Pitchers	.077	6	13	1	1	0	0	0	0	0	—	5	5
<b>TOTALS</b>	<b>.198</b>	<b>6</b>	<b>187</b>	<b>22</b>	<b>37</b>	<b>10</b>	<b>3</b>	<b>0</b>	<b>19</b>	<b>6</b>	<b>—</b>	<b>18</b>	<b>35</b>

Pitcher	W-L	ERA	G-GS	CG	SV	IP	H	R	ER	BB	SO
Altrock	1-1	1.00	2-2	2	0	18.0	11	2	2	2	5
Walsh	2-0	1.20	2-2	1	0	15.0	7	6	2	6	17
White	1-1	1.80	3-2	1	1	15.0	12	7	3	7	4
Owen	0-0	3.00	1-0	0	0	6.0	6	3	2	3	2
<b>TOTALS</b>	<b>4-2</b>	<b>1.50</b>	<b>6-6</b>	<b>4</b>	<b>1</b>	<b>54.0</b>	<b>36</b>	<b>18</b>	<b>9</b>	<b>18</b>	<b>28</b>

# 1917 WORLD SERIES

## CHICAGO WHITE SOX 4 NEW YORK GIANTS 2

**Recap:** The White Sox captured the franchise's second world championship with a six-game victory over the New York Giants ... Chicago grabbed a 2-0 lead in the series and then dropped Games 3 and 4 before winning the final two ... Eddie Collins led the Sox with a .409 average, while Red Faber was the winning pitcher in Games 2, 5 and 6.

### GAME 1: WHITE SOX 2, GIANTS 1

Giants	0	0	0	0	1	0	0	0	0	—	1
White Sox	0	0	1	1	0	0	0	0	x	—	2

**WP:** Cicotte      **LP:** Sallee      **Save:** None  
**Time:** 1:48      **Att:** 27,320      **HR:** Felsch

**Recap:** Eddie Cicotte, a 28-game winner during the regular season, threw a seven-hitter, and Shano Collins was 3-4 with a run scored as the Sox took a 2-1 decision at Comiskey Park ... Happy Felsch hit a solo home run ... left fielder Joe Jackson turned in the defensive play of the game in the seventh inning, when with a man on base he dove to catch a line drive.

### GAME 2: WHITE SOX 7, GIANTS 2

Giants	0	2	0	0	0	0	0	0	0	—	2
White Sox	0	2	0	5	0	0	0	0	x	—	7

**WP:** Faber      **LP:** Schupp      **Save:** None  
**Time:** 2:13      **Att:** 32,000      **HR:** None

**Recap:** Red Faber overcame a shaky start to turn in a complete-game eight-hitter as Chicago took a 2-0 lead in the series ... Faber gave up two runs in the second inning but held the Giants scoreless on four hits the rest of the way ... Joe Jackson was 3-3 with two RBI, and Buck Weaver was 3-4 with a RBI to pace a 14-hit attack ... the White Sox scored five runs on six hits in the fourth inning, capped by Jackson's two-run single.

### GAME 3: GIANTS 2, WHITE SOX 0

White Sox	0	0	0	0	0	0	0	0	0	—	0
Giants	0	0	0	2	0	0	0	0	x	—	2

**WP:** Benton      **LP:** Cicotte      **Save:** None  
**Time:** 1:55      **Att:** 33,616      **HR:** None

**Recap:** Left-hander Rube Benton shut out the White Sox on five hits, permitting only two runners to advance to second base, as the Giants won Game 3 ... Eddie Cicotte walked none and struck out eight in a complete-game effort but took the loss ... Chicago committed three errors.

### GAME 4: GIANTS 5, WHITE SOX 0

White Sox	0	0	0	0	0	0	0	0	0	—	0
Giants	0	0	0	1	1	0	1	2	x	—	5

**WP:** Schupp      **LP:** Faber      **Save:** None  
**Time:** 2:09      **Att:** 27,746      **HR:** Kauff 2

**Recap:** Ferdie Schupp hurled New York's second straight shut-out, and Benny Kauff hit a pair of home runs with three RBI as the Giants evened the series at two games apiece ... Schupp scattered seven hits (six singles) and added a RBI single ... Kauff, 0-13 in the series up to that point, hit an inside-the-park homer in the fourth inning and deposited his second homer into the front-row seats of the short right-field porch at the Polo Grounds ... Red Faber (3 ER/7.0 IP) took the loss ... Shano Collins and Ray Schalk each had two hits for Chicago.

## GAME 5: WHITE SOX 8, GIANTS 5

Giants	2	0	0	2	0	0	1	0	0	—	5
White Sox	0	0	1	0	0	1	3	3	x	—	8

**WP:** Faber      **LP:** Sallee      **Save:** None  
**Time:** 2:37      **Att:** 27,323      **HR:** None

**Recap:** On the brink of falling behind in the series, the White Sox rallied for three runs in the seventh inning and three more in the eighth to pull out the pivotal Game 5 ... Chicago trailed, 5-2, entering the bottom of the seventh before staging its comeback ... Chick Gandil's two-run double highlighted the three-run seventh, and Heinie Zimmerman's throwing error, one of nine miscues committed by both teams in the game, contributed to the three-run eighth ... 3-4-5 hitters Eddie Collins, Joe Jackson and Happy Felsch each had three hits for the Sox ... Red Faber came on to work the final 2.0 IP in relief for the victory ... Jim Thorpe, voted the greatest athlete of the first half-century, was lifted for a pinch-hitter in the first inning when White Sox manager Clarence "Pants" Rowland took out starter Reb Russell after the first three Giants reached base.

## GAME 6: WHITE SOX 4, GIANTS 2

White Sox	0	0	0	3	0	0	0	0	1	—	4
Giants	0	0	0	0	2	0	0	0	0	—	2

**WP:** Faber      **LP:** Benton      **Save:** None  
**Time:** 2:18      **Att:** 33,969      **HR:** None

**Recap:** Red Faber, making his fourth appearance of the series, threw a complete-game six-hitter as the White Sox won their second world championship in 11 seasons ... Faber yielded a pair of runs in the fifth inning but shut out New York the rest of the way ... Chick Gandil was 2-4 with two RBI for the Sox, who had been shut out in each of the previous two games at the Polo Grounds.

## WORLD SERIES STATISTICS

Player	AVG	G	AB	R	H	2B	3B	HR	RBI	SB	CS	BB	SO
Risberg	.500	2	2	0	1	0	0	0	1	0	—	0	0
Collins, E.	.409	6	22	4	9	1	0	0	2	3	—	2	3
Leibold	.400	2	5	1	2	0	0	0	2	1	—	1	1
Weaver	.333	6	21	3	7	1	0	0	1	0	—	0	2
Jackson	.304	6	23	4	7	0	0	0	2	1	—	1	0
Collins, S.	.286	6	21	2	6	1	0	0	0	0	—	0	0
Felsch	.273	6	22	4	6	1	0	1	3	0	—	1	5
Schalk	.263	6	19	1	5	0	0	0	0	1	—	2	1
Gandil	.261	6	23	1	6	1	0	0	5	1	—	0	2
McMullin	.125	6	24	1	3	1	0	0	2	0	—	1	6
Lynn	.000	1	1	0	0	0	0	0	0	0	—	0	1
Pitchers	.143	6	14	0	2	0	0	0	0	0	—	3	6
<b>TOTALS</b>	<b>.274</b>	<b>6</b>	<b>197</b>	<b>21</b>	<b>54</b>	<b>6</b>	<b>0</b>	<b>1</b>	<b>18</b>	<b>6</b>	<b>—</b>	<b>11</b>	<b>28</b>

Pitcher	W-L	ERA	G-SG	CG	SV	IP	H	R	ER	BB	SO
Russell	0-0	0.00	1-1	0	0	0.0	2	1	1	1	0
Cicotte	1-1	1.96	3-2	2	0	23.0	23	6	5	2	13
Faber	3-1	2.33	4-3	2	0	27.0	21	7	7	3	9
Williams	0-0	9.00	1-0	0	0	1.0	2	1	1	0	3
Danforth	0-0	18.00	1-0	0	0	1.0	3	2	2	0	2
<b>TOTALS</b>	<b>4-2</b>	<b>2.77</b>	<b>6-6</b>	<b>4</b>	<b>0</b>	<b>52.0</b>	<b>51</b>	<b>17</b>	<b>16</b>	<b>6</b>	<b>27</b>

# 1919 WORLD SERIES

## CINCINNATI REDS 5 CHICAGO WHITE SOX 3

**Recap:** Cincinnati defeated the White Sox in what became known as the "Black Sox" scandal ... eight members of the Sox — pitchers Eddie Cicotte and Lefty Williams, outfielders Joe Jackson and Happy Felsch, first baseman Chick Gandil, short-stop Swede Risberg, third baseman Buck Weaver and reserve infielder Fred McMullin — were charged in 1920 with conspiring to fix the outcome of the World Series ... the series was the first of three straight from 1919-21 played under a best-of-nine format due to immense post-World War I interest in the sport ... the Sox led the major leagues during the regular season in average (.287), runs scored (668) and stolen bases (150).

### GAME 1: CINCINNATI 7, WHITE SOX 1

White Sox	0	1	0	0	0	0	0	0	0	0	0	—	1
Reds	1	0	0	5	0	0	2	1	x	—	9		

**WP:** Ruether      **LP:** Cicotte      **Save:** None  
**Time:** 1:42      **Att:** 30,511      **HR:** None

**Recap:** Dutch Ruether pitched a complete-game, six-hitter and went 3-3 with three RBI at the plate to lead Cincinnati in the series opener ... Sox starter Eddie Cicotte lasted 3.2 IP, allowing six runs on seven hits ... Chick Gandil was 2-4 with a RBI.

### GAME 2: CINCINNATI 4, WHITE SOX 2

White Sox	0	0	0	0	0	0	2	0	0	—	2
Reds	0	0	0	3	0	1	0	0	x	—	4

**WP:** Sallee      **LP:** Williams      **Save:** None  
**Time:** 1:42      **Att:** 29,690      **HR:** None

**Recap:** The Reds managed just four hits but capitalized on six walks from Lefty Williams to take a 2-0 lead in the series ... Slim Sallee went the distance, yielding two unearned runs, and Larry Kopf's two-run triple in the fourth inning was the deciding hit ... Joe Jackson led the Sox with three hits, and Buck Weaver and Ray Schalk each had two.

### GAME 3: WHITE SOX 3, CINCINNATI 0

Reds	0	0	0	0	0	0	0	0	0	—	0
White Sox	0	2	0	1	0	0	0	0	x	—	3

**WP:** Kerr      **LP:** Fisher      **Save:** None  
**Time:** 1:30      **Att:** 29,126      **HR:** None

**Recap:** Rookie Dickie Kerr threw a three-hitter, and Chick Gandil drove in a pair of runs as the White Sox shut out Cincinnati in Game 3 ... Joe Jackson collected two hits.

### GAME 4: CINCINNATI 2, WHITE SOX 0

Reds	0	0	0	0	2	0	0	0	—	2
White Sox	0	0	0	0	0	0	0	0	—	0

**WP:** Ring      **LP:** Cicotte      **Save:** None  
**Time:** 1:37      **Att:** 34,363      **HR:** None

**Recap:** Jimmy Ring tossed the first of two straight shutouts by Reds pitchers, holding the Sox to three hits in the 2-0 win ... Eddie Cicotte went the distance for Chicago, but his two fielding errors in the fifth inning led to both Cincinnati runs ... the Sox left the bases loaded in the second inning and stranded two more runners in the third.

### GAME 5: CINCINNATI 5, WHITE SOX 0

Reds	0	0	0	0	4	0	0	1	—	5
White Sox	0	0	0	0	0	0	0	0	—	0

**WP:** Eller      **LP:** Williams      **Save:** None  
**Time:** 1:45      **Att:** 34,379      **HR:** None

**Recap:** Hod Eller fired a three-hit shutout with nine strikeouts to help Cincinnati take a 4-1 lead in the series ... Sox starter

Lefty Williams took a shutout into the sixth inning but gave up four runs ... catcher Ray Schalk was ejected in the sixth for arguing a play at the plate ... Buck Weaver picked up two of the Sox three hits.

### GAME 6: WHITE SOX 5, CINCINNATI 4 (10)

White Sox	0	0	0	1	3	0	0	0	1	—	5
Reds	0	0	2	2	0	0	0	0	0	—	4

**WP:** Kerr      **LP:** Ring      **Save:** None  
**Time:** 2:06      **Att:** 32,006      **HR:** None

**Recap:** The White Sox spotted the Reds a 4-0 lead but rallied to stay alive in the series with a 10-inning victory ... Chick Gandil's single scored Buck Weaver with the winning run in the 10th ... Weaver, Joe Jackson and Happy Felsch combined to go 7-14 ... Dickie Kerr went the distance for Chicago, allowing 11 hits.

### GAME 7: WHITE SOX 4, CINCINNATI 1

White Sox	1	0	1	0	2	0	0	0	0	—	4
Reds	0	0	0	0	0	1	0	0	0	—	1

**WP:** Cicotte      **LP:** Sallee      **Save:** None  
**Time:** 1:47      **Att:** 13,923      **HR:** Jackson

**Recap:** Eddie Cicotte scattered seven hits in a complete-game effort, and Shano Collins was 3-5 with two runs scored to help the Sox stay alive with a 4-1 win ... Joe Jackson and Happy Felsch each went 2-4 with two RBI ... Cincinnati suspected Cicotte of doctoring the ball and stopped play numerous times to have the umpire inspect the ball.

### GAME 8: CINCINNATI 10, WHITE SOX 5

Reds	4	1	0	0	1	3	0	1	0	—	10
White Sox	0	0	1	0	0	0	0	4	0	—	5

**WP:** Eller      **LP:** Williams      **Save:** None  
**Time:** 2:27      **Att:** 32,930      **HR:** None

**Recap:** Cincinnati jumped on Sox starter Lefty Williams for four runs in 0.1 IP and went on to win the deciding game of the series ... the Reds built a 10-1 lead before Chicago scored four times in the eighth ... Joe Jackson was 2-5 with a home run and three RBI.

## WORLD SERIES STATISTICS

Player	AVG	G	AB	R	H	2B	3B	HR	RBI	SB	CS	BB	SO
McMullin	.500	2	2	0	1	0	0	0	0	0	—	0	0
Jackson	.375	8	32	5	12	3	0	1	6	0	—	1	2
Weaver	.324	8	34	4	11	4	1	0	0	0	—	0	2
Schalk	.304	8	23	1	7	0	0	0	2	1	—	4	2
J. Collins	.250	4	16	2	4	1	0	0	0	0	—	0	0
Gandil	.233	8	30	1	7	0	0	1	5	1	—	1	3
E. Collins	.226	8	31	2	7	1	0	0	1	1	—	1	2
Felsch	.192	8	26	2	5	1	0	0	3	0	—	1	4
Risberg	.080	8	25	3	2	0	1	0	0	1	—	5	3
Leibold	.056	5	18	0	1	0	0	0	0	1	—	2	3
Murphy	.000	3	2	0	0	0	0	0	0	0	—	0	1
Pitchers	.027	8	23	0	2	0	0	0	0	0	—	0	8
<b>TOTALS</b>	<b>.284</b>	<b>8</b>	<b>263</b>	<b>20</b>	<b>59</b>	<b>10</b>	<b>3</b>	<b>1</b>	<b>17</b>	<b>5</b>	<b>—</b>	<b>15</b>	<b>30</b>

Pitcher	W-L	ERA	G-GS	CG	SV	IP	H	R	ER	BB	SO
Mayer	0-0	0.00	1-0	0	0	1.0	0	0	0	0	1
Kerr	2-0	1.42	2-2	2	0	19.0	14	4	3	3	6
Wilkinson	0-0	2.45	2-0	0	0	7.1	9	4	2	4	3
Cicotte	1-2	2.91	3-3	2	0	21.2	19	9	7	5	7
James	0-0	5.79	1-0	0	0	4.2	8	4	3	3	2
Williams	0-3	6.61	3-3	1	0	16.1	12	12	12	8	4
Lowdermilk	0-0	9.00	1-0	0	0	1.0	2	1	1	1	0
<b>TOTALS</b>	<b>3-5</b>	<b>3.55</b>	<b>8-8</b>	<b>5</b>	<b>0</b>	<b>71.0</b>	<b>64</b>	<b>35</b>	<b>28</b>	<b>25</b>	<b>22</b>

# 1959 WORLD SERIES

## LOS ANGELES DODGERS 4 CHICAGO WHITE SOX 2

**Recap:** The "Go-Go Sox" of 1959 won 94 games and made the franchise's first appearance in the Fall Classic in 40 years ... the White Sox finished sixth in the American League in average (.250) and were last in home runs (97) but topped the league with 113 stolen bases, 45 more than the next-closest team ... second baseman Nellie Fox was named AL Most Valuable Player after hitting .306 with 84 runs scored, and shortstop Luis Aparicio led the AL with 56 stolen bases ... 39-year-old Early Wynn took home the Cy Young Award after winning 22 games ... Ted Kluszewski set a World Series record (six games) with 10 RBI.

### GAME 1: WHITE SOX 11, DODGERS 0

Dodgers	0	0	0	0	0	0	0	0	0	0	—	0
White Sox	2	0	7	2	0	0	0	0	0	x	—	11

**WP:** Wynn      **LP:** Craig      **Save:** None  
**Time:** 2:35      **Att:** 48,013      **HR:** Kluszewski 2

**Recap:** Ted Kluszewski, a late-August acquisition, went 2-4 with two home runs and five RBI, while Cy Young Award winner Early Wynn threw 7.0 scoreless IP to lead the White Sox to an 11-0 whitewash in the series opener ... the Sox took a 2-0 lead in the first inning and then put the game away with a seven-run third that was highlighted by a three-run homer from Kluszewski, whose five RBI tied a series record ... Jim Landis was 3-4 with three runs scored ... Gerry Staley went the final 2.0 IP to complete the shutout.

### GAME 2: DODGERS 4, WHITE SOX 3

Dodgers	0	0	0	0	1	0	3	0	0	—	4
White Sox	2	0	0	0	0	0	0	1	0	—	3

**WP:** Podres      **LP:** Shaw      **Save:** Sherry  
**Time:** 2:21      **Att:** 47,368      **HR:** Neal 2, Essegian

**Recap:** The Dodgers rallied for a 4-3 win in Game 2 to even the series ... the Sox took a 2-1 lead into the seventh inning, but with two outs pinch-hitter Chuck Essegian hit a solo home run off Bob Shaw ... after Shaw walked Jim Gilliam, Charlie Neal hit a two-run homer to put Los Angeles ahead, 4-2 ... Chicago closed to within a run in the eighth, but Sherm Lollar was thrown out at home attempting to score on Al Smith's double, and Larry Sherry retired the next two batters to preserve the lead ... Luis Aparicio and Lollar each collected two hits.

### GAME 3: DODGERS 3, WHITE SOX 1

White Sox	0	0	0	0	0	0	0	1	0	—	1
Dodgers	0	0	0	0	0	0	2	1	x	—	3

**WP:** Drysdale      **LP:** Donovan      **Save:** Sherry  
**Time:** 2:33      **Att:** 92,394      **HR:** None

**Recap:** The series shifted to the West Coast, where the White Sox dropped Game 3 despite outpitching the Dodgers, 12-5, before a crowd of 92,000-plus at the Los Angeles Coliseum ... Don Drysdale gave up 11 hits and four walks over 7.0 IP but managed to hold Chicago to one run ... Dick Donovan (2 ER/6.2 IP) carried a one-hit shutout into the seventh before yielding a two-run single to pinch-hitter Carl Furillo ... the Sox loaded the bases with no outs in the eighth but scored only one run ... Nellie Fox led the offense with three hits.

### GAME 4: DODGERS 5, WHITE SOX 4

White Sox	0	0	0	0	0	0	4	0	0	—	4
Dodgers	0	0	4	0	0	0	0	1	x	—	5

**WP:** Sherry      **LP:** Staley      **Save:** None  
**Time:** 2:30      **Att:** 92,650      **HR:** Lollar, Hodges

**Recap:** Gil Hodges hit a solo home run off Gerry Staley in the eighth inning to break a 4-4 tie and give the Dodgers a 3-1 lead

in the series ... the Sox scored four runs in the seventh, capped by Sherm Lollar's three-run homer, to tie the game ... Early Wynn lasted 2.2 IP, allowing four runs on eight hits ... Nellie Fox collected three hits for the second straight game.

### GAME 5: WHITE SOX 1, DODGERS 0

White Sox	0	0	0	1	0	0	0	0	0	—	1
Dodgers	0	0	0	0	0	0	0	0	0	—	0

**WP:** Shaw      **LP:** Koufax      **Save:** Donovan  
**Time:** 2:28      **Att:** 92,706      **HR:** None

**Recap:** Bob Shaw (7.1 IP) and Dick Donovan (1.2 IP) combined on a nine-hit shutout as the Sox stayed alive with a 1-0 win ... the game's lone run scored in the fourth inning on Sherm Lollar's double play grounder ... the Dodgers put runners at second and third with two outs in the seventh, but right fielder Jim Rivera, inserted into the game as a defensive replacement, preserved the lead with a running, over-the-shoulder catch of a Charlie Neal drive ... Sandy Koufax took the loss.

### GAME 6: DODGERS 9, WHITE SOX 3

Dodgers	0	0	2	6	0	0	0	0	1	—	9
White Sox	0	0	0	3	0	0	0	0	0	—	3

**WP:** Sherry      **LP:** Wynn      **Save:** None  
**Time:** 2:33      **Att:** 47,653      **HR:** Snider, Moon  
 Kluszewski, Essegian

**Recap:** The Dodgers put the game away early with eight runs in the first four innings off Early Wynn and Dick Donovan, while rookie Larry Sherry threw 5.2 scoreless IP of relief to dash the championship hopes of the White Sox ... Ted Kluszewski hit a three-run homer in the fourth to account for the Sox runs.

## WORLD SERIES STATISTICS

Player	AVG	G	AB	R	H	2B	3B	HR	RBI	SB	CS	BB	SO
Kluszewski	.391	6	23	5	9	1	0	3	10	0	—	2	0
Fox	.375	6	24	4	9	3	0	0	0	0	—	4	1
Aparicio	.308	6	26	1	8	1	0	0	0	1	—	2	3
Phillips	.300	3	10	0	3	1	0	0	0	0	—	0	0
Landis	.292	6	24	6	7	0	0	0	1	1	—	1	7
Smith	.250	6	20	1	5	3	0	0	1	0	—	4	4
Goodman	.231	5	13	1	3	0	0	0	1	0	—	0	5
Lollar	.227	6	22	3	5	0	0	1	5	0	—	1	3
Cash	.000	4	4	0	0	0	0	0	0	0	—	0	2
McAnany	.000	3	5	0	0	0	0	0	0	0	—	1	0
Torgeson	.000	3	1	1	0	0	0	0	0	0	—	1	0
Esposito	.000	2	2	0	0	0	0	0	0	0	—	0	1
Rivera	.000	5	11	1	0	0	0	0	0	0	—	3	1
Romano	.000	1	1	0	0	0	0	0	0	0	—	0	0
Pitchers	.231	6	13	0	3	1	0	0	1	0	—	1	6
<b>TOTALS</b>	<b>.261</b>	<b>6</b>	<b>199</b>	<b>23</b>	<b>52</b>	<b>10</b>	<b>0</b>	<b>4</b>	<b>19</b>	<b>2</b>	<b>—</b>	<b>20</b>	<b>33</b>

Pitcher	W-L	ERA	G-GS	CG	SV	IP	H	R	ER	BB	SO
Low	0-0	0.00	3-0	0	0	3.1	2	0	0	0	1
Pierce	0-0	0.00	3-0	0	0	4.0	2	0	0	0	2
Staley	0-1	2.16	4-0	0	1	8.1	8	2	2	0	3
Shaw	1-1	2.57	2-2	0	0	14.0	17	4	4	2	2
Donovan	0-1	5.40	3-1	0	1	8.1	4	5	5	3	5
Wynn	1-1	5.54	3-3	0	0	13.0	19	9	8	4	10
Moore	0-0	9.00	1-0	0	0	1.0	1	1	1	0	1
<b>TOTALS</b>	<b>2-4</b>	<b>3.46</b>	<b>6-6</b>	<b>0</b>	<b>2</b>	<b>52.0</b>	<b>53</b>	<b>21</b>	<b>20</b>	<b>12</b>	<b>27</b>

# 1983 ALCS

## BALTIMORE ORIOLES 3 CHICAGO WHITE SOX 1

**Recap:** The White Sox, making their first postseason appearance since the 1959 World Series, were eliminated in four games by eventual World Champion Baltimore ... the Sox went 99-63 during the regular season, including a 59-26 record after the break (46-15 after 7/31) ... Chicago was limited to three runs in the series, setting the ALCS record for a four-game set, including one in the final 31 innings ... Baltimore pitchers posted a 0.49 ERA (2 ER/37.0 IP) and held the Sox to a .211 (28-133) average ... Chicago left 35 runners on base and was just 4-30 (.133) with runners in scoring position ... Carlton Fisk, Greg Luzinski, Ron Kittle, Harold Baines and Tom Paciorek combined to hit just .183 (13-71).

### GAME 1: WHITE SOX 2, ORIOLES 1

White Sox	0	0	1	0	0	1	0	0	0	—	2
Orioles	0	0	0	0	0	0	0	0	1	—	1

**WP:** Hoyt      **LP:** McGregor      **Save:** None  
**Time:** 2:38      **Att:** 51,289      **HR:** None

**Recap:** Cy Young Award winner LaMarr Hoyt threw a complete-game, five-hitter as the White Sox took the opener of the ALCS ... Hoyt, who was 24-10 in the regular season, carried a shutout into the ninth inning before running into his only real trouble of the day ... with two outs, Dan Ford doubled and Cal Ripken followed with an RBI single ... Hoyt then induced the next batter, Eddie Murray, to ground into a game-ending force out ... he did not issue a walk and struck out four ... Rudy Law was 3-5 with a double and run scored, and Tom Paciorek went 2-4 with a RBI and run scored ... the game included a 42-minute rain delay in the bottom of the fourth.

### GAME 2: ORIOLES 4, WHITE SOX 0

White Sox	0	0	0	0	0	0	0	0	0	—	0
Orioles	0	1	0	1	0	2	0	0	x	—	4

**WP:** Boddicker      **LP:** Bannister      **Save:** None  
**Time:** 2:51      **Att:** 52,347      **HR:** Roenicke

**Recap:** Rookie Mike Boddicker registered a five-hit shutout, tying an ALCS record with 14 strikeouts, as Baltimore evened the series with a 4-0 victory ... Boddicker tied the ALCS record shared by Detroit's Joe Coleman (1972 vs. Oakland) and Pittsburgh's John Candelaria (1975 vs. Cincinnati) ... Gary Roenicke went 2-2 with a double, home run, two RBI and three runs scored for the Orioles ... Floyd Bannister, who went 13-1 with a 2.23 ERA in the second half, took the loss after giving up four runs (three earned) on five hits over 6.0 IP ... Rudy Law collected two of Chicago's five hits.

### GAME 3: ORIOLES 11, WHITE SOX 1

Orioles	3	1	0	0	2	0	0	1	4	—	11
White Sox	0	1	0	0	0	0	0	0	0	—	1

**WP:** Flanagan      **LP:** Dotson      **Save:** Stewart  
**Time:** 2:58      **Att:** 46,645      **HR:** Murray

**Recap:** In the first playoff game hosted by the city of Chicago since the 1959 World Series, Baltimore exploded for 11 runs to reverse the trend of pitching duels ... Eddie Murray, hitless in his previous 29 plate appearances dating to the 1979 World Series, hit a three-run homer off Rich Dotson in the first inning ... Murray finished with four runs scored, Cal Ripken was 2-4 with three runs scored, and John Lowenstein drove in two ... Dotson, a 22-game winner in the regular season, allowed six runs in 5.0 IP ... the Orioles collected just eight hits but four Sox pitchers combined to issue nine walks ... Baltimore starter Mike Flanagan gave up one run on five hits over 5.0 IP before leaving with stiffness in his knee, but Sammy Stewart held the Sox scoreless on one hit over the final 4.0 IP for the save ... Rudy Law (2-4) posted

his third straight multihit game, and Vance Law drove in the Sox lone run with a second-inning single.

### GAME 4: ORIOLES 3, WHITE SOX 0 (10)

Orioles	0	0	0	0	0	0	0	0	3	—	3
White Sox	0	0	0	0	0	0	0	0	0	—	0

**WP:** T. Martinez      **LP:** Burns      **Save:** None  
**Time:** 3:41      **Att:** 45,447      **HR:** Landrum

**Recap:** The White Sox and Orioles hooked up in one of the more memorable pitching duels in postseason history, with Tito Landrum breaking a scoreless tie in the 10th inning with a solo homer off Britt Burns to clinch the series for Baltimore ... Burns matched scoreless frames with Baltimore pitchers Storm Davis and Tippy Martinez through nine innings before Landrum hit Burns' 150th pitch of the afternoon through a stiff wind into the left field stands ... Salome Barojas replaced Burns and gave up two more runs to account for the final margin ... Davis threw 6.0 scoreless IP for the Orioles, and Martinez went the final 4.0 IP to earn the win ... the White Sox left 10 men on base, stranding at least one runner in each inning but the first ... Chicago squandered a prime scoring chance in the seventh ... with runners on first and second and one out, Julio Cruz hit a single to left field with lead runner Vance Law being stopped at third base ... Jerry Dybzinski, the runner on first, overran second base and was caught in a rundown ... during the rundown, Law broke for home but was tagged out in a collision at the plate ... Rudy Law, the Sox leading hitter in the series (.389), then struck out to end the threat ... Cruz finished 3-3, and Harold Baines was 2-4.

## ALCS STATISTICS

Player	AVG	G	AB	R	H	2B	3B	HR	RBI	SB	CS	BB	SO
R. Law	.389	4	18	1	7	1	0	0	0	2	0	0	1
J. Cruz	.333	4	12	0	4	1	0	0	0	2	0	3	4
Walker	.333	2	3	0	1	0	0	0	0	0	0	1	2
Kittle	.286	3	7	1	2	1	0	0	0	0	0	1	2
Paciorek	.250	4	16	1	4	0	0	0	1	0	1	1	2
Dybzinski	.250	2	4	0	1	0	0	0	0	0	0	0	0
V. Law	.182	4	11	0	2	0	0	0	1	0	0	1	3
Fisk	.176	4	17	0	3	1	0	0	0	0	0	1	3
Luzinski	.133	4	15	2	1	0	0	0	0	0	0	1	5
Baines	.125	4	16	0	2	0	0	0	0	0	0	1	3
Rodriguez	.000	2	0	0	0	0	0	0	0	0	0	0	0
Hairston	.000	2	3	0	0	0	0	0	0	0	0	1	1
Squires	.000	4	4	0	0	0	0	0	0	0	0	0	0
Fletcher	.000	3	7	0	0	0	0	0	0	0	0	1	0
<b>TOTALS</b>	<b>.211</b>	<b>4</b>	<b>133</b>	<b>3</b>	<b>28</b>	<b>4</b>	<b>0</b>	<b>0</b>	<b>2</b>	<b>4</b>	<b>1</b>	<b>12</b>	<b>26</b>

Pitcher	W-L	ERA	G-GS	CG	SV	IP	H	R	ER	BB	SO
Lamp	0-0	0.00	3-0	0	0	2.0	0	1	0	2	1
Agosto	0-0	0.00	1-0	0	0	0.1	0	0	0	0	0
Burns	0-1	0.96	1-1	0	0	9.1	6	1	1	5	8
Hoyt	1-0	1.00	1-1	1	0	9.0	5	1	1	0	4
Tidrow	0-0	3.00	1-0	0	0	3.0	1	1	1	3	3
Bannister	0-1	4.50	1-0	0	0	6.0	5	4	3	1	5
Dotson	0-1	10.80	1-1	0	0	5.0	6	6	6	3	3
Barojas	0-0	18.00	2-1	0	0	1.0	2	2	2	0	0
Koosman	0-0	54.00	1-0	0	0	0.1	3	3	2	2	0
<b>TOTALS</b>	<b>1-3</b>	<b>4.00</b>	<b>4-4</b>	<b>1</b>	<b>0</b>	<b>36.0</b>	<b>28</b>	<b>19</b>	<b>16</b>	<b>16</b>	<b>24</b>

# 1993 ALCS

## TORONTO BLUE JAYS 4 CHICAGO WHITE SOX 2

**Recap:** The White Sox were ousted from the ALCS in six games by the defending World Champion Toronto Blue Jays ... the Sox won two of the three games at SkyDome but lost all three at home ... Tim Raines tied an ALCS record (six games) with 12 hits, and Frank Thomas, the regular season Most Valuable Player, batted .353 with 10 walks ... Jack McDowell, the AL Cy Young Award winner, was 0-2 with a 10.00 ERA in two starts.

### GAME 1: BLUE JAYS 7, WHITE SOX 3

Blue Jays	0	0	0	2	3	0	2	0	0	—	7
White Sox	0	0	0	3	0	0	0	0	0	—	3

**WP:** Guzman      **LP:** McDowell      **Save:** None  
**Time:** 3:38      **Att:** 46,246      **HR:** Molitor

**Recap:** John Olerud, Paul Molitor and Ed Sprague combined to go 11-14 with seven RBI and five runs scored as the Blue Jays spoiled the White Sox first home playoff game since 1983 ... the Sox led, 3-2, in the fifth but John Olerud's two-run double off Jack McDowell proved to be the game-winner ... McDowell, who won 22 games in the regular season, allowed seven runs on 13 hits over 6.2 IP ... Ozzie Guillen was 2-4 with two RBI, and Frank Thomas walked four times ... Toronto starter Juan Guzman issued eight walks and uncorked three wild pitches in 6.0 IP but worked out of several jams ... Chicago left 13 runners on base, tying an ALCS record (six games).

### GAME 2: BLUE JAYS 3, WHITE SOX 1

Blue Jays	1	0	0	2	0	0	0	0	0	—	3
White Sox	1	0	0	0	0	0	0	0	0	—	1

**WP:** Stewart      **LP:** Fernandez      **Save:** Ward  
**Time:** 3:00      **Att:** 46,101      **HR:** None

**Recap:** Dave Stewart (1 ER/6.0 IP) outdueled Alex Fernandez as the Blue Jays took a 2-0 lead in the series with a 3-1 win ... after leaving 13 men on base in Game 1, the Sox stranded 10 in Game 2 ... the Sox failed to capitalize on a bases-loaded, no-out threat in the sixth ... Fernandez took the loss despite allowing three runs (one earned) on eight hits over 8.0 IP ... Frank Thomas had two hits.

### GAME 3: WHITE SOX 6, BLUE JAYS 1

White Sox	0	0	5	1	0	0	0	0	0	—	6
Blue Jays	0	0	1	0	0	0	0	0	0	—	1

**WP:** Alvarez      **LP:** Hentgen      **Save:** None  
**Time:** 2:56      **Att:** 51,783      **HR:** None

**Recap:** Wilson Alvarez threw a complete-game, seven-hitter as the Sox took Game 3 at SkyDome for their first postseason win since Game 1 of the 1983 ALCS ... Alvarez, who won his final seven regular-season decisions, held the Blue Jays scoreless over the final 6.0 IP ... Chicago's five-run third inning featured five hits and two walks with two outs ... Tim Raines was 4-5 with two doubles, and Ellis Burks and Lance Johnson each went 2-5 with two RBI ... Toronto's Pat Hentgen, a 19-game winner during the regular season, lasted just 3.0 IP.

### GAME 4: WHITE SOX 7, BLUE JAYS 4

White Sox	0	2	0	0	0	3	1	0	1	—	7
Blue Jays	0	0	3	0	0	1	0	0	0	—	4

**WP:** Belcher      **LP:** Stottlemyre      **Save:** Hernandez  
**Time:** 3:30      **Att:** 51,889      **HR:** Thomas, Johnson

**Recap:** Lance Johnson went 2-4 with a triple, home run and four RBI, and four relievers held Toronto to one run over 6.2 IP as the Sox evened the ALCS at 2-2 ... Johnson, homerless in 540 at-bats in the regular season, hit a two-run shot in the second inning and a game-winning, two-run triple off Todd

Stottlemyre in the sixth ... starter Jason Bere lasted just 2.1 IP, but Tim Belcher picked up the win with 3.2 IP in relief ... Kirk McCaskill (1.1 IP) and Scott Radinsky (0.2 IP) followed with scoreless outings, and Roberto Hernandez worked the ninth for the save ... Frank Thomas hit a solo homer, and Tim Raines collected three hits.

### GAME 5: BLUE JAYS 5, WHITE SOX 3

White Sox	0	0	0	0	1	0	0	0	2	—	3
Blue Jays	1	1	1	1	0	0	1	0	x	—	5

**WP:** Guzman      **LP:** McDowell      **Save:** None  
**Time:** 3:09      **Att:** 51,375      **HR:** Burks, Ventura

**Recap:** Juan Guzman beat Jack McDowell for the second time in the series as Toronto held off Sox rally to take a 3-2 lead in the series ... Guzman, who walked eight in the opener, limited the Sox to one run on three hits and one walk over 7.0 IP ... he retired the first 13 batters before Ellis Burks hit a solo home run in the fourth inning ... McDowell lasted just 2.1 IP giving up three runs on five hits and three walks ... the Sox trailed, 5-1, entering the ninth, but Robin Ventura hit a two-run homer off Duane Ward ... Ward hit Burks to bring the tying run to the plate but struck out Bo Jackson to end the game ... the Blue Jays outthrew the Sox, 14-5, and stole five bases, three by Roberto Alomar.

### GAME 6: BLUE JAYS 6, WHITE SOX 3

Blue Jays	0	2	0	1	0	0	0	0	3	—	6
White Sox	0	0	2	0	0	0	0	0	1	—	3

**WP:** Stewart      **LP:** Fernandez      **Save:** Ward  
**Time:** 3:31      **Att:** 45,527      **HR:** White, Newson

**Recap:** Dave Stewart gave up two runs on four hits over 7.1 IP, helping the Blue Jays advance to their second consecutive World Series ... the Sox committed three errors that led to three unearned runs ... Toronto scored three runs in the ninth to break open a 3-2 game ... Alex Fernandez fell to 0-2 in the series despite allowing two earned runs over 7.0 IP ... Warren Newson hit a solo homer in the ninth.

## ALCS STATISTICS

Player	AVG	G	AB	R	H	2B	3B	HR	RBI	SB	CS	BB	SO
Grebeck	1.000	1	1	0	1	0	0	0	0	0	0	0	0
Raines	.444	6	27	5	12	2	0	0	1	1	1	2	2
Thomas	.353	6	17	2	6	0	0	1	3	0	0	10	5
LaValliere	.333	2	3	0	1	0	0	0	0	0	0	1	0
Burks	.304	6	23	4	7	1	0	1	3	0	1	3	5
Guillen	.273	6	22	4	6	1	0	0	2	1	0	0	2
Johnson	.217	6	23	2	5	1	1	1	6	1	0	2	1
Ventura	.200	6	20	2	4	0	0	1	5	0	0	6	6
Newson	.200	2	5	1	1	0	0	1	1	0	0	0	1
Cora	.136	6	22	1	3	0	0	0	1	0	0	3	6
Pasqua	.000	2	6	1	0	0	0	0	0	0	0	1	2
Jackson	.000	3	10	1	0	0	0	0	0	0	0	3	6
Karkovice	.000	6	15	0	0	0	0	0	0	0	0	1	7
<b>TOTALS</b>	<b>.237</b>	<b>6</b>	<b>194</b>	<b>23</b>	<b>46</b>	<b>5</b>	<b>1</b>	<b>5</b>	<b>22</b>	<b>3</b>	<b>2</b>	<b>32</b>	<b>43</b>

Pitcher	W-L	ERA	G-GS	CG	SV	IP	H	R	ER	BB	SO
Hernandez	0-0	0.00	4-0	0	1	4.0	4	0	0	0	1
McCaskill	0-0	0.00	3-0	0	0	3.2	3	0	0	0	1
Alvarez	1-0	1.00	1-1	1	0	9.0	7	1	1	2	6
Fernandez	0-2	1.80	2-2	0	0	15.0	15	6	3	6	10
DeLeon	0-0	1.93	2-0	0	0	4.2	7	1	1	1	6
Belcher	1-0	2.45	1-0	0	0	3.2	3	1	1	1	3
McDowell	0-2	10.00	2-2	0	0	9.0	18	10	10	5	5
Radinsky	0-0	10.80	4-0	0	0	1.2	3	4	2	1	1
Bere	0-0	11.57	1-1	0	0	2.1	5	3	3	2	3
<b>TOTALS</b>	<b>2-4</b>	<b>3.57</b>	<b>6-6</b>	<b>1</b>	<b>1</b>	<b>53.0</b>	<b>65</b>	<b>26</b>	<b>21</b>	<b>21</b>	<b>36</b>

FRONT OFFICE

FIELD STAFF

PLAYERS

OPPONENTS

2016 REVIEW

HISTORY

RECORDS

MINOR LEAGUES

MEDIA/MISC.

# 2000 ALDS

## SEATTLE MARINERS 3 CHICAGO WHITE SOX 0

**Recap:** The White Sox, making their first postseason appearance in seven years, were swept in three games by the Seattle Mariners in the American League Division Series ... the Sox went 95-67 during the regular season, including a major-league best 49-32 road record, and captured their first AL Central Division crown by 5.0 games over Cleveland ... Frank Thomas finished second in the AL Most Valuable Player voting after hitting .328 with 43 home runs and 143 RBI, and Jerry Manuel was named AL Manager of the Year ... the Sox led the major leagues with a franchise-record 978 runs scored (6.0 per game) and ranked fourth with a .286 average during the regular season but were limited to seven runs and a .185 (17-92) average in the three-game sweep ... Thomas, Magglio Ordonez, Paul Konerko and Carlos Lee — the Sox 3-6 hitters who combined for 122 home runs and 458 RBI during the regular season — combined to go 3-40 (.075) with two RBI ... the Sox held the lead at some point in all three games, and two of the three contests were decided in the final at-bat.

## GAME 1: MARINERS 7, WHITE SOX 4 (10)

Mariners	2	1	0	0	0	1	0	0	3	—	7
White Sox	0	2	0	0	0	0	0	0	0	—	4

**WP:** Mesa      **LP:** Foulke      **Save:** Sasaki  
**Time:** 4:12      **Att:** 45,290      **HR:** Oliver, Durham, Martinez, Olerud

**Recap:** Edgar Martinez and John Olerud hit back-to-back home runs off Keith Foulke in the 10th inning to lift Seattle to a 7-4 victory over the White Sox in Game 1 of the ALDS ... former White Sox Mike Cameron led off the 10th with a single, and two batters later Martinez hit a two-run shot off Foulke ... Olerud followed with a solo shot ... Carlos Lee led off the Sox 10th inning with a double, but Mariners closer Kazuhiro Sasaki retired the next three Sox in order to preserve the win ... the Sox spotted the Mariners an early 3-0 lead but rallied to take a 4-3 lead into the seventh inning before Cameron tied the game with a two-out single off Chad Bradford ... the Sox stranded 10 runners, including two in the ninth ... starter Jim Parque gave up three runs in the first two innings but settled down to hold Seattle scoreless over his next 4.0 IP ... Charles Johnson went 3-4, and Ray Durham hit a solo home run ... five Mariners relievers combined to hold the Sox scoreless over the final 6.2 IP.

## GAME 2: MARINERS 5, WHITE SOX 2

Mariners	0	2	0	1	1	0	0	0	1	—	5
White Sox	1	0	1	0	0	0	0	0	0	—	2

**WP:** Abbott      **LP:** Sirotka      **Save:** Sasaki  
**Time:** 3:16      **Att:** 45,383      **HR:** Buhner

**Recap:** The White Sox dug themselves an 0-2 hole in the ALDS, collecting just five hits in a 5-2 loss to Seattle ... the Sox stranded eight baserunners, all in the first seven innings ... Ray Durham and Jose Valentin hit back-to-back doubles to lead off the bottom of the first inning, but the Sox managed just one run ... trailing, 4-2, in the seventh, they drew consecutive one-out walks, but were left stranded when Frank Thomas and Magglio Ordonez were retired ... Valentin went 2-3 with a double, walk, RBI, run scored and two stolen bases, while Herbert Perry was 2-4 with a double ... starter Mike Sirotka took the loss, allowing four runs over 5.2 IP ... Kazuhiro Sasaki struck out the side in order in the ninth for his second save of the series ... the Sox lost their ninth straight home postseason game, with their last win coming in Game 1 of the 1959 World Series vs. Los Angeles.

## GAME 3: MARINERS 2, WHITE SOX 1

White Sox	0	1	0	0	0	0	0	0	—	1
Mariners	0	0	1	0	0	0	0	1	—	2

**WP:** Paniagua      **LP:** Wunsch      **Save:** None  
**Time:** 2:40      **Att:** 48,010      **HR:** None

**Recap:** Pinch-hitter Carlos Guillen's infield single off Keith Foulke in the bottom of the ninth inning scored Rickey Henderson with the winning run as the Mariners completed the three-game sweep of the White Sox with a 2-1 victory ... the teams had combined for just two runs and seven hits when Seattle's John Olerud led off the ninth with a single off Kelly Wunsch and advanced to second on Wunsch's throwing error ... Stan Javier then bunted pinch-runner Rickey Henderson to third base and following a walk to David Bell, Guillen delivered his game-winner ... the Sox managed just three hits and grounded into double plays in the first, fourth and eighth innings ... Sox starter James Baldwin allowed just one run on three hits over 6.0 IP, and Bob Howry followed with 2.0 scoreless IP ... Seattle's Aaron Sele gave up one run on three hits over 7.1 IP ... 41-year-old Harold Baines doubled and scored the Sox only run in the second inning.

## ALCS STATISTICS

Player	AVG	G	AB	R	H	2B	3B	HR	RBI	SB	CS	BB	SO
Perry	.444	3	9	0	4	1	0	0	1	0	0	2	2
Johnson	.333	3	9	0	3	0	0	0	0	0	0	1	1
Valentin	.300	3	10	2	3	2	0	0	1	3	0	2	2
Baines	.250	2	4	1	1	1	0	0	0	0	0	0	1
Durham	.200	3	10	2	2	1	0	1	1	0	0	3	3
Ordonez	.182	3	11	0	2	0	1	0	1	1	0	2	2
Singleton	.111	3	9	1	1	0	1	0	1	0	0	0	2
Lee	.091	3	11	0	1	1	0	0	1	0	0	0	2
Abbott	.000	1	1	0	0	0	0	0	0	0	0	0	0
Konerko	.000	3	9	1	0	0	0	0	0	0	0	1	1
Thomas	.000	3	9	0	0	0	0	0	0	0	0	4	0
Christensen	.000	1	0	0	0	0	0	0	0	0	0	0	0
Graffanino	.000	1	0	0	0	0	0	0	0	0	0	0	0
Paul	.000	1	0	0	0	0	0	0	0	0	0	0	0
<b>TOTALS</b>	<b>.185</b>	<b>3</b>	<b>92</b>	<b>7</b>	<b>17</b>	<b>6</b>	<b>2</b>	<b>1</b>	<b>6</b>	<b>4</b>	<b>0</b>	<b>15</b>	<b>16</b>

Pitcher	W-L	ERA	G-GS	CG	SV	IP	H	R	ER	BB	SO
Barcelo	0-0	0.00	1-0	0	0	1.2	0	0	0	0	1
Bradford	0-0	0.00	1-0	0	0	0.2	2	0	0	0	0
Buehrle	0-0	0.00	1-0	0	0	0.1	2	0	0	0	1
Wunsch	0-1	0.00	3-0	0	0	0.2	2	1	0	0	0
Baldwin	0-0	1.50	1-1	0	0	6.0	3	1	1	3	2
Howry	0-0	3.38	2-0	0	0	2.2	2	1	1	1	2
Parque	0-0	4.50	1-1	0	0	6.0	6	3	3	1	2
Sirotka	0-1	4.76	1-1	0	0	5.2	7	4	3	2	0
Simas	0-0	6.75	2-0	0	0	1.1	0	1	1	1	2
Foulke	0-1	11.57	2-0	0	0	2.1	4	3	3	2	2
<b>TOTALS</b>	<b>0-3</b>	<b>3.95</b>	<b>3-3</b>	<b>0</b>	<b>0</b>	<b>27.1</b>	<b>28</b>	<b>14</b>	<b>12</b>	<b>12</b>	<b>13</b>



Frank Thomas finished second in the 2000 American League Most Valuable Player voting.



# 2005 ALDS

## GAME 1: WHITE SOX 14, RED SOX 2

**Notes:** The White Sox began their eighth postseason appearance with a 14-2 victory, ending a nine-game playoff losing streak at home ... A.J. Pierzynski hit two of Chicago's five home runs, becoming the fifth catcher in major-league history to accomplish the feat in the postseason ... Jose Contreras yielded two runs in 7.2 IP ... Scott Podsednik, who was held homerless during the regular season, was 2-3 with a home run and three RBI ... the Sox five homers tied a postseason record (fifth time).

RED SOX	ab	r	h	bi	w	k	avg	WHITE SOX	ab	r	h	bi	w	k	avg
Damon, cf	4	0	0	0	0	2	.000	Podsednik, lf	3	2	2	3	1	0	.667
Cora, ss	0	0	0	0	0	0	-	Iguchi, 2b	3	0	0	0	0	1	.000
Renteria, ss	4	0	1	0	0	0	.250	Harris, ph-2b	1	0	1	1	0	0	1.000
Hyzdu, cf	0	0	0	0	0	0	-	Dye, rf	3	0	0	0	0	0	.000
Ortiz, dh	4	0	2	0	0	1	.500	Perez, ph-1f	1	0	0	0	0	0	.000
M.Ramirez, lf	4	0	0	0	0	0	.000	Konerko, 1b	4	2	1	2	0	0	.250
Nixon, rf	4	1	2	0	0	0	.500	Blum, ph-1b	1	0	0	0	0	0	.000
Varitek, c	4	1	1	0	0	1	.250	Everett, dh	4	1	1	0	0	0	.250
Millar, 1b	3	0	1	1	0	1	.333	Rowand, cf	3	2	1	1	1	0	.333
Olerud, ph	1	0	1	0	0	0	1.000	Pierzynski, c	3	4	3	4	0	0	1.000
Mueller, 3b	4	0	0	0	0	1	.000	Crede, 3b	3	1	0	0	1	.000	
Graffanino, 2b	4	0	1	0	0	0	.250	Urbie, ss	4	2	2	3	0	1	.500
<b>TOTALS</b>	<b>36</b>	<b>2</b>	<b>9</b>	<b>1</b>	<b>0</b>	<b>6</b>		<b>TOTALS</b>	<b>33</b>	<b>14</b>	<b>11</b>	<b>14</b>	<b>3</b>	<b>2</b>	

	R	H	E	LOB										
Boston	0	0	2	0	0	0	0	0	0	0	0	0	0	0
Chicago	5	0	1	2	0	4	0	2	x	—	14	11	1	2

E—Crede (1). LOB—Boston 7, Chicago 2. Scoring Position—Boston, 2 for 12; Chicago, 6 for 11. 2B—Renteria (1), Ortiz (1), Millar (1), Olerud (1), Graffanino (1), Pierzynski (1). HR—Podsednik (1), Konerko (1), Pierzynski 2 (2), Urbie (1). S—Iguchi. SB—Podsednik (1). CS—Podsednik (1).

Boston	IP	H	R	ER	BB	K	#Pit	ERA
Clement (L, 0-1)	3.1	7	8	8	0	0	64	21.60
Bradford	1.1	0	0	0	0	1	17	0.00
Gonzalez	2.1	2	4	4	1	0	41	15.43
Arroyo	1.0	2	2	2	2	1	27	18.00
Chicago	IP	H	R	ER	BB	K	#Pit	ERA
Contreras (W, 1-0)	7.2	8	2	2	0	6	100	2.35
Cotts	0.1	0	0	0	0	0	4	0.00
Politte	1.0	1	0	0	0	0	9	0.00

HBP—Podsednik by Clement; Dye by Clement; Pierzynski by J.Gonzalez. WP—Contreras. T—2:56. A—40,717. Umpires—HP, John Hirschbeck. 1B, Bill Miller. 2B, Mark Wegner. 3B, Mark Carlson. LF, Mike Everitt. RF, Dan Iassogna.

## GAME 2: WHITE SOX 5, RED SOX 4

**Notes:** The White Sox rallied from a 4-0 deficit to post a 5-4 victory ... Tadahito Iguchi's three-run homer in the fifth inning capped a five-run rally as the Sox became just the seventh team in ALDS history to overcome a deficit of four runs or more in a victory ... Iguchi joined Hideki Matsui as the only Japanese players to homer in a postseason game ... rookie Bobby Jenks became only the second pitcher since 1975 to record a save of six or more outs in his postseason debut.

RED SOX	ab	r	h	bi	w	k	avg	WHITE SOX	ab	r	h	bi	w	k	avg
Damon, cf	5	2	2	0	0	0	.222	Podsednik, lf	4	0	0	0	0	0	.286
Renteria, ss	5	1	2	0	0	0	.333	Iguchi, 2b	4	1	2	3	0	0	.286
Ortiz, dh	4	1	1	0	0	1	.375	Dye, rf	4	0	1	0	0	1	.143
M.Ramirez, lf	3	0	1	2	1	0	.143	Konerko, 1b	4	0	1	0	0	0	.250
Varitek, c	4	0	2	1	0	0	.375	Everett, dh	4	1	2	0	0	0	.375
Nixon, rf	3	0	0	1	0	0	.286	Rowand, cf	3	1	1	1	0	0	.333
Mueller, 3b	4	0	0	0	0	1	.000	Pierzynski, c	3	0	0	0	0	0	.500
Olerud, 1b	4	0	0	0	0	0	.200	Crede, 3b	3	1	1	1	0	1	.167
Graffanino, 2b	4	0	1	0	0	0	.250	Urbie, ss	3	1	1	0	0	0	.429
<b>TOTALS</b>	<b>36</b>	<b>4</b>	<b>9</b>	<b>4</b>	<b>2</b>	<b>2</b>		<b>TOTALS</b>	<b>32</b>	<b>5</b>	<b>9</b>	<b>5</b>	<b>0</b>	<b>2</b>	

	R	H	E	LOB										
Boston	2	0	2	0	0	0	0	0	0	0	0	0	0	0
Chicago	0	0	0	5	0	0	0	x	—	5	9	0	3	

E—Graffanino (1). DP—Boston 2 (Renteria to Olerud; Renteria to Graffanino to Olerud). LOB—Boston 7, Chicago 3. Scoring Position—Boston, 2 for 7; Chicago, 2 for 4. 2B—Renteria (2), D.Ortiz (2), Graffanino (2), Rowand (1). HR—Iguchi (1). Runners Moved Up—Pierzynski. GDP—C.Everett, Rowand.

Boston	IP	H	R	ER	BB	K	#Pit	ERA
Wells (L, 0-1)	6.2	7	5	2	0	2	93	2.70
Papelbon	1.1	2	0	0	0	0	12	0.00

Chicago	IP	H	R	ER	BB	K	#Pit	ERA
Buehrle (W, 1-0)	7.0	8	4	4	1	2	95	5.14
Jenks (S, 1)	2.0	1	0	0	1	0	31	0.00

T—2:29. A—40,799. Umpires—HP, Bill Miller. 1B, Mark Wegner. 2B, Dale Scott. 3B, Mike Everitt. LF, Dan Iassogna. RF, John Hirschbeck.

## GAME 3: WHITE SOX 5, RED SOX 3

**Notes:** Chicago completed the ALDS sweep with a 5-3 win at Fenway Park ... Paul Konerko broke a 2-2 tie with a two-run homer off Tim Wakefield in the sixth inning ... Manny Ramirez led off Boston's sixth with a solo homer, his second of the game, and the Red Sox then loaded the bases with no outs off Damaso Marte ... however, Orlando "El Duque" Hernandez (3.0 scoreless IP) worked out of the inherited jam by retiring Jason Varitek and Tony Graffanino on popups before striking out Johnny Damon to end the threat ... the Sox added an insurance run in the ninth inning on a suicide squeeze bunt by Juan Urbie, and rookie Bobby Jenks pitched a 1-2-3 ninth for his second save of the series.

WHITE SOX	ab	r	h	bi	w	k	avg	RED SOX	ab	r	h	bi	w	k	avg
Podsednik, lf	4	1	1	1	0	1	.273	Damon, cf	4	0	1	0	1	2	.231
Iguchi, 2b	5	0	1	1	0	2	.250	Renteria, ss	4	0	0	0	1	1	.231
Dye, rf	3	1	1	0	1	200	.000	Ortiz, dh	4	1	1	1	0	1	.333
Konerko, 1b	4	1	2	0	0	1	.250	M.Ramirez, lf	3	2	2	2	1	0	.300
Everett, dh	3	0	0	0	0	0	.273	Nixon, rf	4	0	1	0	0	1	.273
Rowand, cf	4	0	2	0	0	1	.400	Mueller, 3b	3	0	0	0	1	0	.000
Pierzynski, c	3	1	1	0	1	0	.444	Olerud, 1b	2	0	1	0	2	0	.286
Crede, 3b	3	0	0	0	0	0	.111	Millar, 1b	0	0	0	0	0	0	.333
Urbie, ss	3	1	1	0	0	1	.400	Mirabelli, c	2	0	0	0	0	0	.000
								Varitek, ph-c	2	0	0	0	0	1	.300
								Graffanino, 2b	4	0	1	0	0	0	.250
<b>TOTALS</b>	<b>32</b>	<b>5</b>	<b>8</b>	<b>5</b>	<b>2</b>	<b>7</b>		<b>TOTALS</b>	<b>32</b>	<b>3</b>	<b>7</b>	<b>3</b>	<b>6</b>	<b>6</b>	

	R	H	E	LOB										
Chicago	0	0	2	0	0	0	1	—	5	8	0	6		
Boston	0	0	0	2	0	1	0	0	0	—	3	7	1	8

E—Timlin (1). DP—Chicago 2 (Crede; Garcia to Urbie to Konerko), Boston 1 (Mueller to Graffanino to Olerud). LOB—Chicago 6, Boston 8. Scoring Position—Chicago, 2 for 9; Boston, 0 for 5. 2B—Podsednik (1), Rowand (2), Pierzynski (2), Urbie (1), Damon (1), HR—Konerko (2), D.Ortiz (1), M.Ramirez 2 (2). S—Crede, Urbie. GDP—Rowand, Damon. SB—Rowand (1), Pierzynski (1). CS—Podsednik (2).

Chicago	IP	H	R	ER	BB	K	#Pit	ERA
Garcia (W, 1-0)	5.0	5	3	3	4	1	98	5.40
Marte	0.0	1	0	0	2	0	16	—
Hernandez (H, 1)	3.0	1	0	0	0	4	49	0.00
Jenks (S, 2)	1.0	0	0	0	0	1	10	0.00

Boston	IP	H	R	ER	BB	K	#Pit	ERA
Wakefield (L, 0-1)	5.1	6	4	4	1	4	71	6.75
Bradford	0.0	1	0	0	0	0	1	0.00
Myers	0.0	0	0	0	0	1	8	—
Papelbon	2.2	0	0	0	0	2	42	0.00
Timlin	1.0	1	1	1	0	1	13	9.00

Garcia pitched to 1 batter in the 6th; Marte pitched to 3 batters in the 6th; Bradford pitched to 1 batter in the 6th; Myers pitched to 1 batter in the 6th.

HBP—Podsednik by Wakefield; C.Everett by Wakefield. T—3:28. A—35,496. Umpires—HP, Mark Wegner. 1B, Dale Scott. 2B, Mike Everitt. 3B, Dan Iassogna. LF, John Hirschbeck. RF, Bill Miller.

# 2005 ALDS

## 2005 ALDS STATISTICS

BATTER	AVG	G	AB	R	H	TB	2B	3B	HR	RBI	SH	SF	HP	BB	IBB	SO	SB	CS	DP	GI		PINCH HIT						
																				E	SLG	OBP	AB	H	HR	RBI		
Blum, G.	.000	1	1	0	0	0	0	0	0	0	0	0	0	0	0	0	0	0	0	0	0	0	.000	.000	1	0	0	0
RIGHT	.000	0	0	0	0	0	0	0	0	0	0	0	0	0	0	0	0	0	0	0	0	0	.000	.000	0	0	0	0
LEFT	.000	1	0	0	0	0	0	0	0	0	0	0	0	0	0	0	0	0	0	0	0	0	.000	.000	1	0	0	0
Crede, J.	.111	3	9	2	1	1	0	0	0	1	1	0	0	1	0	1	0	0	0	1	0	1	.111	.200	0	0	0	0
Dye, J.	.200	3	10	1	2	2	0	0	0	0	0	0	1	1	0	2	0	0	0	0	0	0	.200	.333	0	0	0	0
Everett, C.	.273	3	11	2	3	3	0	0	0	0	0	0	1	0	0	0	0	0	0	1	0	0	.273	.333	0	0	0	0
RIGHT	.667	3	2	2	2	0	0	0	0	0	0	0	0	0	0	0	0	0	0	1	0	0	.667	.667	0	0	0	0
LEFT	.125	8	1	1	1	0	0	0	0	0	0	0	1	0	0	0	0	0	0	0	0	0	.125	.222	0	0	0	0
Harris, W.	1.000	1	1	0	1	1	0	0	1	0	0	0	0	0	0	0	0	0	0	0	0	0	1.000	1.000	1	1	0	1
Iguchi, T.	.250	3	12	1	3	6	0	0	1	4	1	0	0	0	3	0	0	0	0	0	0	0	.250	.250	0	0	0	0
Konerko, P.	.250	3	12	3	3	9	0	0	2	4	0	0	0	0	0	1	0	0	0	0	0	0	.750	.250	0	0	0	0
Perez, T.	.000	1	1	0	0	0	0	0	0	0	0	0	0	0	0	0	0	0	0	0	0	0	.000	.000	1	0	0	0
Pierzynski, A.	.444	3	9	5	4	12	2	0	2	4	0	0	1	1	0	0	1	0	0	0	0	0	1.333	.545	0	0	0	0
Podsednik, S.	.273	3	11	3	3	7	1	0	1	4	0	0	2	1	0	1	1	2	0	0	0	0	.636	.429	0	0	0	0
Rowand, A.	.400	3	10	3	4	6	2	0	2	0	0	0	1	0	1	1	0	2	0	0	0	.600	.455	0	0	0	0	
Uribe, J.	.400	3	10	4	4	8	1	0	1	4	1	0	0	0	2	0	0	0	0	0	0	.800	.400	0	0	0	0	
<b>CHICAGO</b>	<b>.289</b>	<b>3</b>	<b>97</b>	<b>24</b>	<b>28</b>	<b>55</b>	<b>6</b>	<b>0</b>	<b>7</b>	<b>24</b>	<b>3</b>	<b>0</b>	<b>5</b>	<b>5</b>	<b>0</b>	<b>11</b>	<b>3</b>	<b>2</b>	<b>3</b>	<b>1</b>	<b>.567</b>	<b>.355</b>	<b>3</b>	<b>1</b>	<b>0</b>	<b>1</b>		
<b>OPPONENTS</b>	<b>.240</b>	<b>3</b>	<b>104</b>	<b>9</b>	<b>25</b>	<b>43</b>	<b>9</b>	<b>0</b>	<b>3</b>	<b>8</b>	<b>0</b>	<b>0</b>	<b>0</b>	<b>8</b>	<b>1</b>	<b>14</b>	<b>0</b>	<b>0</b>	<b>1</b>	<b>2</b>	<b>.413</b>	<b>.295</b>	<b>2</b>	<b>1</b>	<b>0</b>	<b>0</b>		
DH	.273	3	11	2	3	3	0	0	0	0	0	0	1	0	0	0	0	0	0	1	0	.273	.333	0	0	0	0	

PITCHER	W	L	ERA	G	GS	CG	GF	SHO	SV	IP	H	R	ER	HR	HB	BB	IBB	SO	WP	BK	OPP
																					AVG
Buehrle, M.	1	0	5.14	1	1	0	0	0	0	7.0	8	4	4	0	0	1	1	2	0	0	.276
Contreras, J.	1	0	2.35	1	1	0	0	0	0	7.2	8	2	2	0	0	0	0	6	1	0	.258
Cotts, N.	0	0	0.00	1	0	0	0	0	0	0.1	0	0	0	0	0	0	0	0	0	0	.000
Garcia, F.	1	0	5.40	1	1	0	0	0	0	5.0	5	3	3	3	0	4	0	1	0	0	.278
Hernandez, O.	0	0	0.00	1	0	0	0	0	0	3.0	1	0	0	0	0	0	0	4	0	0	.100
Jenks, B.	0	0	0.00	2	0	0	2	0	2	3.0	1	0	0	0	0	1	0	1	0	0	.100
Marie, D.	0	0	—	1	0	0	0	0	0	0.0	1	0	0	0	0	2	0	0	0	0	1.000
Politte, C.	0	0	0.00	1	0	0	1	0	0	1.0	1	0	0	0	0	0	0	0	0	0	.250
<b>CHICAGO</b>	<b>3</b>	<b>0</b>	<b>3.00</b>	<b>3</b>	<b>3</b>	<b>0</b>	<b>3</b>	<b>0</b>	<b>2</b>	<b>27.0</b>	<b>25</b>	<b>9</b>	<b>9</b>	<b>3</b>	<b>0</b>	<b>8</b>	<b>1</b>	<b>14</b>	<b>1</b>	<b>0</b>	<b>.240</b>
<b>OPPONENTS</b>	<b>0</b>	<b>3</b>	<b>7.56</b>	<b>3</b>	<b>3</b>	<b>0</b>	<b>3</b>	<b>0</b>	<b>0</b>	<b>25.0</b>	<b>28</b>	<b>24</b>	<b>21</b>	<b>7</b>	<b>5</b>	<b>5</b>	<b>0</b>	<b>11</b>	<b>0</b>	<b>0</b>	<b>.289</b>



Orlando "El Duque" Hernandez threw 3.0 scoreless IP in relief in Game 3 of the ALDS at Fenway Park. With Chicago holding a 4-3 lead in the seventh inning, Hernandez inherited a bases-loaded, no-out situation but worked out of the jam by retiring Jason Varitek and Tony Graffanino on popups before striking out Johnny Damon on a 3-2 count to end the threat. The White Sox went on to post a 6-3 victory and complete the three-game sweep of the defending World Champion Red Sox.

# 2005 ALCS

## GAME 1: ANGELS 3, WHITE SOX 2

**Notes:** Despite playing in three time zones in three straight nights, the Angels received a solid outing by Paul Byrd and a solo home run by Garret Anderson to take a 1-0 advantage in the ALCS ... Byrd, pitching on three days rest, allowed two runs on six hits in 6.0 IP ... Jose Contreras (3 ER/7.0 IP) saw his nine-game winning streak come to an end ... Joe Crede hit his first home run of the playoffs, a solo shot in the third inning ... Neal Cotts retired both batters faced, the only appearance by a Sox reliever in the series ... the White Sox fell to 0-6 in the ALCS at home.

ANGELS	ab	r	h	bi	w	k	avg	WHITE SOX	ab	r	h	bi	w	k	avg
Figgins, 3b	3	0	1	0	0	1	.333	Podsednik, lf	3	0	1	0	1	1	.333
Cabrera, ss	4	0	1	1	0	0	.250	Iguchi, 2b	4	0	1	0	0	0	.250
Guerrero, dh	4	0	0	1	0	0	.000	Dye, rf	4	0	1	0	0	0	.250
Anderson, lf	4	1	1	1	0	1	.250	Konerko, 1b	4	0	0	0	0	0	.000
Molina, B, c	4	0	1	0	0	0	.250	Everett, dh	4	1	1	0	0	0	.250
Erstad, 1b	4	0	1	0	0	0	.250	Ozuna, pr-dh	0	0	0	0	0	0	-
Rivera, cf	4	0	0	0	0	0	.000	Rowand, cf	3	0	0	0	0	0	.000
Finley, cf	3	1	1	0	0	2	.333	Pierzynski, c	4	0	1	1	0	0	.250
Kennedy, 2b	3	1	1	0	0	0	.333	Crede, 3b	4	1	1	1	0	2	.250
								Urbie, ss	3	0	1	0	0	0	.333
<b>TOTALS</b>	<b>33</b>	<b>3</b>	<b>7</b>	<b>3</b>	<b>0</b>	<b>4</b>		<b>TOTALS</b>	<b>33</b>	<b>2</b>	<b>7</b>	<b>2</b>	<b>1</b>	<b>3</b>	

	R	H	E	LOB
Los Angeles	0	12	0	0
Chicago	0	0	1	0

—Figgins (1), LOB—Los Angeles 4, Chicago 6. Scoring Position—Los Angeles, 1 for 3; Chicago, 1 for 3. HR—Anderson (1), Crede (1). S—Figgins (1). SB—Figgins (1), Erstad (1). CS—Podsednik (1), Pierzynski (1).

Los Angeles	IP	H	R	ER	BB	K	#Pit	ERA
Byrd (W, 1-0)	6.0	5	2	2	1	1	73	3.00
Shields (H, 1)	2.0	2	0	0	0	1	27	0.00
Rodriguez (S, 1)	1.0	0	0	0	0	1	11	0.00
Chicago	IP	H	R	ER	BB	K	#Pit	ERA
Contreras (L, 0-1)	8.1	7	3	3	0	4	102	3.24
Cotts	0.2	0	0	0	0	0	7	0.00

Byrd pitched to 1 batter in the 7th.  
 HBP—Rowand by Byrd. T—2.47. A—40,659. Umpires—HP, Jerry Crawford. 1B, Doug Eddings. 2B, Ted Barrett. 3B, Ron Kulpa. LF, Ed Rapuano. RF, Randy Marsh.

## GAME 2: WHITE SOX 2, ANGELS 1

**Notes:** The White Sox evened the series with a 2-1 win, recording their first-ever home victory in the ALCS (1-6) ... Joe Crede's two-out double in the ninth inning scored pinch-runner Pablo Ozuna with the winning run and gave the Sox their 16th win of the season when scoring two runs or less ... Ozuna ran for A.J. Pierzynski, who reached first base on a dropped third strike ... Mark Buehrle recorded a complete-game victory, limiting the Angels to one run on five hits while throwing 99 pitches (71 strikes).

ANGELS	ab	r	h	bi	w	k	avg	WHITE SOX	ab	r	h	bi	w	k	avg
Figgins, cf	4	0	0	0	0	0	.143	Podsednik, lf	4	1	1	0	0	1	.286
Cabrera, ss	4	0	2	0	0	0	.375	Iguchi, 2b	2	0	0	0	0	1	.167
Guerrero, rf	4	0	0	0	0	0	.000	Dye, rf	4	0	1	1	0	1	.250
B.Molina, dh	3	0	0	0	0	1	.143	Konerko, 1b	4	0	1	0	0	2	.125
Anderson, lf	4	0	0	0	0	1	.125	Everett, dh	4	0	0	0	0	1	.125
Quinlan, 3b	3	1	1	1	0	2	.333	Rowand, cf	4	0	1	0	0	1	.143
Erstad, 1b	3	0	1	0	0	0	.286	Pierzynski, c	3	0	0	0	1	2	.143
J.Molina, c	3	0	1	0	0	0	.333	Ozuna, pr	0	1	0	0	0	0	-
DaVanon, pr	0	0	0	0	0	0	0	Crede, 3b	4	0	2	1	0	0	.375
Paul, c	0	0	0	0	0	0	0	Urbie, ss	3	0	1	0	0	0	.333
Kennedy, 2b	2	0	0	0	0	0	.200								
<b>TOTALS</b>	<b>30</b>	<b>1</b>	<b>5</b>	<b>1</b>	<b>0</b>	<b>4</b>		<b>TOTALS</b>	<b>32</b>	<b>2</b>	<b>7</b>	<b>2</b>	<b>1</b>	<b>9</b>	

	R	H	E	LOB
Los Angeles	0	0	1	0
Chicago	1	0	0	0

Two out when winning run scored.  
 E—V.Guerrero (1), Paul (1), Washburn (1), Urbie (1). DP—Los Angeles 1 (Anderson to Kennedy), Chicago 2 (Buehrle to Urbie to Konerko; Urbie to Iguchi to Konerko). LOB—Los Angeles 4, Chicago 7. Scoring Position—Los Angeles, 0 for 5; Chicago, 1 for 5. 2B—O.Cabrera (1), Rowand (1), Crede 2 (2). HR—Quinlan (1). S—A. Kennedy, Iguchi. GDP—V.Guerrero, A.Kennedy. SB—Ozuna (1).

Los Angeles	IP	H	R	ER	BB	K	#Pit	ERA
Washburn	4.2	4	1	0	1	1	77	0.00
Donnelly	1.0	0	0	0	0	1	3	0.00
Shields	1.0	0	0	0	0	2	12	0.00
Escobar (L, 0-1)	2.2	3	1	0	0	5	39	0.00
Chicago	IP	H	R	ER	BB	K	#Pit	ERA
Buehrle (W, 1-0)	9.0	5	1	1	0	4	99	1.00

HBP—B.Molina by Buehrle; Iguchi by Washburn. PB—Pierzynski. T—2.34. A—41,013. Umpires—HP, Doug Eddings. 1B, Ted Barrett. 2B, Ron Kulpa. 3B, Ed Rapuano. LF, Randy Marsh. RF, Jerry Crawford.

## GAME 3: WHITE SOX 5, ANGELS 2

**Notes:** Jon Garland pitched a four-hitter, and Paul Konerko hit a two-run homer as the White Sox beat Los Angeles, 5-2, to take a 2-1 lead in the ALCS ... Garland, who had not pitched since 10/1, tossed Chicago's second straight complete game, following Mark Buehrle's five-hitter in Game 2 ... the White Sox scored three runs in the first inning on Jermaine Dye's run-scoring single and Paul Konerko's (3-4, HR, 3 RBI) two-run homer off John Lackey ... Chicago's first four batters combined for eight of the 11 hits ... Orlando Cabrera hit a two-run shot in the sixth, the only blemish on Garland's pitching line.

WHITE SOX	ab	r	h	bi	w	k	avg	ANGELS	ab	r	h	bi	w	k	avg
Podsednik, lf	5	1	2	0	0	1	.333	Figgins, 3b	3	0	0	1	0	1	.100
Iguchi, 2b	4	2	2	0	2	3	.300	Cabrera, ss	4	1	1	2	0	2	.333
Dye, rf	2	1	1	2	1	3	.300	Guerrero, rf	4	0	1	0	0	1	.083
Konerko, 1b	4	1	3	3	0	1	.333	Anderson, lf	3	0	0	0	1	.091	
Everett, dh	4	0	1	1	0	1	.167	B.Molina, c	3	0	0	0	1	.100	
Rowand, cf	4	0	0	0	0	0	.091	Erstad, 1b	3	0	1	0	1	.300	
Pierzynski, c	4	0	1	0	1	1	.182	Rivera, dh	2	0	0	0	1	.000	
Crede, 3b	4	0	0	0	0	0	.250	DaVanon, ph-dh	1	0	0	0	0	0.000	
Urbie, ss	4	0	1	0	0	2	.300	Finley, cf	3	0	0	0	0	.167	
								Kennedy, 2b	3	1	1	0	0	0	.250
<b>TOTALS</b>	<b>35</b>	<b>5</b>	<b>11</b>	<b>5</b>	<b>2</b>	<b>9</b>		<b>TOTALS</b>	<b>29</b>	<b>2</b>	<b>4</b>	<b>2</b>	<b>1</b>	<b>7</b>	

	R	H	E	LOB
Chicago	3	0	1	0
Los Angeles	0	0	2	0

E—NONE. DP—Chicago 1 (Iguchi to Konerko), Los Angeles 2 (Cabrera to Kennedy; Cabrera to Erstad). LOB—Chicago 6, Los Angeles 1. Scoring Position—Chicago, 4 for 11; Los Angeles, 0 for 0. 2B—Iguchi (1), Dye (1), Erstad (1). HR—Konerko (1), O.Cabrera (1). S—Iguchi. GDP—Rowand, V.Guerrero.

Chicago	IP	H	R	ER	BB	K	#Pit	ERA
Garland (W, 1-0)	9.0	4	2	2	1	7	118	2.00
Los Angeles	IP	H	R	ER	BB	K	#Pit	ERA
Lackey (L, 0-1)	5.0	8	5	5	1	3	83	9.00
Gregg	2.0	1	0	0	1	3	31	0.00
Donnelly	2.0	2	0	0	0	3	22	0.00

Gregg pitched to 2 batters in the 8th.  
 T—2.42. A—44,725. Umpires—HP, Ted Barrett. 1B, Ron Kulpa. 2B, Ed Rapuano. 3B, Randy Marsh. LF, Jerry Crawford. RF, Doug Eddings.

# 2005 ALCS

## GAME 4: WHITE SOX 8, ANGELS 2

**Notes:** Freddy Garcia nearly duplicated Mark Buehrle's five-hitter and Jon Garland's four-hitter, making the White Sox the first team to pitch three straight complete games in the postseason since the 1973 New York Mets (Tom Seaver, Jon Matlack and Jerry Koosman) ... Garcia, who was pitching for the first time since clinching the ALDS, gave up two early runs while striking out five ... A.J. Pierzynski homered for the White Sox, his third of the postseason, and Joe Crede added a two-run single in the eighth off Esteban Yan ... Paul Konerko homered in the first inning for the second straight game ... Chicago scored seven runs in the first innings of the series.

WHITE SOX	ab	r	h	bi	w	k	avg	ANGELS	ab	r	h	bi	w	k	avg
Podsednik, lf	2	2	1	0	3	0	.357	Figgins, 3b	4	0	0	0	0	2	.071
Iguchi, 2b	4	1	0	0	0	2	.214	Cabrera, ss	4	0	0	0	0	0	.250
Dye, rf	5	1	0	0	0	0	.200	Izturis, ss	0	0	0	0	0	0	-
Konerko, 1b	4	1	1	3	1	0	.313	Guerrero, rf	4	0	0	0	0	0	.063
Everett, dh	3	1	2	2	1	0	.267	Anderson, lf	4	1	1	0	0	2	.133
Rowand, cf	4	1	1	0	0	1	.133	Erstad, 1b	3	1	1	0	1	0	.308
Pierzynski, c	4	1	1	1	0	2	.200	DaVanon, pr	0	0	0	0	0	0	.000
Crede, 3b	4	0	2	2	0	1	.313	Kotchman, dh	4	0	2	1	0	0	.500
Uribe, ss	3	0	0	0	1	0	.231	B.Molina, c	3	0	1	1	0	0	.154
								Finley, cf	3	0	1	0	0	0	.222
								Kennedy, 2b	3	0	0	0	0	1	.182
<b>TOTALS</b>	<b>33</b>	<b>8</b>	<b>8</b>	<b>8</b>	<b>6</b>	<b>6</b>		<b>TOTALS</b>	<b>32</b>	<b>2</b>	<b>6</b>	<b>2</b>	<b>1</b>	<b>5</b>	

	R	H	E	LOB
Chicago	3	0	1	110
Los Angeles	0	1	0	100

E—F.Garcia (1), O.Cabrera (1), DP—Chicago 1 (Iguchi to Uribe to Konerko), Los Angeles 1 (Figgins to Kennedy to Erstad), LOB—Chicago 5, Los Angeles 4. Scoring Position—Chicago, 4 for 13; Los Angeles, 1 for 5. 2B—Rowand (2), Kotchman (1), 3B—Podsednik (1), HR—Konerko (2), Pierzynski (1), Runners Moved Up—Dye 2, A.Kennedy, GDP—Uribe, Finley, SB—Podsednik 2 (2), Dye (1), CS—Crede (1).

Chicago	IP	H	R	ER	BB	K	#Pit	ERA
Garcia (W, 1-0)	9.0	6	2	2	1	5	116	2.00
Los Angeles	IP	H	R	ER	BB	K	#Pit	ERA
Santana (L, 0-1)	4.1	3	6	5	3	2	88	10.38
Shields	1.2	2	0	0	1	1	25	0.00
Donnelly	1.0	0	0	0	1	1	13	0.00
Yan	2.0	3	2	2	1	2	27	9.00

HBP—Iguchi by Santana, T—2.46, A—44, 857. Umpires—HP, Ron Kulpa, 1B, Ed Rapuano, 2B, Randy Marsh, 3B, Jerry Crawford, LF, Doug Eddings, RF, Ted Barrett.



Paul Konerko homered in the first inning for the second straight game, helping the Sox gain a 3-1 series edge.

## GAME 5: WHITE SOX 6, ANGELS 3

**Notes:** The White Sox advanced to their first World Series since 1959, defeating Los Angeles, 4-1, in the ALCS ... Jose Contreras tossed the fourth consecutive complete game by a Sox hurler, retiring his final 15 batters faced as he bounced back after dropping Game 1 ... the Angels led, 3-2, when Joe Crede hit a leadoff homer in the seventh off Kelvim Escobar ... after Aaron Rowand walked and A.J. Pierzynski reached first on Escobar's error in the eighth, Crede's slow roller up the middle plated Rowand with the go-ahead run ... Paul Konerko, who was named the series MVP, added a RBI double in the ninth and Rowand capped the night with a sacrifice fly ... the Sox won the sixth AL pennant in franchise history.

WHITE SOX	ab	r	h	bi	w	k	avg	ANGELS	ab	r	h	bi	w	k	avg
Podsednik, lf	3	0	0	0	2	2	.294	Figgins, 3b	3	1	1	1	0	0	.118
Iguchi, 2b	3	1	0	0	1	1	.176	Cabrera, ss	4	0	0	0	0	0	.200
Dye, rf	4	1	2	1	1	1	.263	Anderson, cf	2	0	1	1	1	0	.176
Konerko, 1b	5	0	1	1	0	1	.286	Guerrero, rf	4	0	0	0	0	0	.050
Everett, dh	5	0	1	0	0	2	.250	Erstad, 1b	4	0	0	0	0	1	.235
Rowand, cf	3	2	1	1	0	0	.167	B.Molina, c	4	0	0	0	0	0	.118
Pierzynski, c	3	0	0	0	0	1	.167	Kotchman, dh	3	0	0	0	1	1	.286
Crede, 3b	3	1	2	3	0	0	.368	Rivera, lf	3	1	1	0	0	0	.111
Uribe, ss	3	1	1	0	1	1	.250	Kennedy, 2b	3	1	2	1	0	0	.286
<b>TOTALS</b>	<b>32</b>	<b>6</b>	<b>8</b>	<b>6</b>	<b>6</b>	<b>9</b>		<b>TOTALS</b>	<b>30</b>	<b>3</b>	<b>5</b>	<b>3</b>	<b>2</b>	<b>2</b>	

	R	H	E	LOB
Chicago	0	1	0	010
Los Angeles	0	0	1	020

E—Contreras (1), Kennedy (1), Escobar (1), DP—Los Angeles 1 (Guerrero to B.Molina to Figgins), LOB—Chicago 9, Los Angeles 4. Scoring Position—Chicago, 3 for 11; Los Angeles, 1 for 4. 2B—Dye (2), Konerko (1), Rowand (3), Uribe (1), Figgins (1), Rivera (1), HR—Crede (2), S—Pierzynski, Figgins. SF—Rowand, Crede, Anderson. Runners Moved Up—Konerko, Cabrera. SB—Podsednik (3), CS—Iguchi (1).

Chicago	IP	H	R	ER	BB	K	#Pit	ERA
Contreras (W, 1-1)	9.0	5	3	3	2	2	114	3.12
Los Angeles	IP	H	R	ER	BB	K	#Pit	ERA
Byrd	4.2	5	2	2	1	1	74	3.38
Shields	1.1	0	0	0	0	1	15	0.00
Escobar (L, 0-2; BS, 1)	1.2	1	2	1	2	5	42	2.08
Rodriguez	1.1	2	2	0	3	2	41	0.00

HBP—Iguchi by Byrd, PB—Pierzynski, T—3.11, A—44, 712. Umpires—HP, Ed Rapuano, 1B, Randy Marsh, 2B, Jerry Crawford, 3B, Doug Eddings, LF, Ted Barrett, RF, Ron Kulpa.



Paul Konerko recorded the final out of the ALCS as the Sox advanced to their first World Series since 1959.

# 2005 ALCS

## 2005 ALCS STATISTICS

BATTER	AVG	G	AB	R	H	TB	2B	3B	HR	RBI	SH	SF	HP	BB	IBB	SO	SB	CS	GI		PINCH HIT				RBI	
																			DP	E	SLG	OBP	AB	H		HR
Crede, J.	.368	5	19	2	7	15	2	0	2	7	0	1	0	0	0	3	0	1	0	0	.789	.350	0	0	0	0
Dye, J.	.263	5	19	3	5	7	2	0	0	3	0	0	0	3	0	3	1	0	0	0	.368	.364	0	0	0	0
Everett, C.	.250	5	20	2	5	5	0	0	0	3	0	0	0	1	0	4	0	0	0	0	.250	.286	0	0	0	0
RIGHT	.000	2	0	0	0	0	0	0	0	0	0	0	0	0	0	0	0	0	0	0	.000	.000	0	0	0	0
LEFT	.278	18	5	5	0	0	0	0	3	0	0	0	1	0	4	0	0	0	0	0	.278	.316	0	0	0	0
Iguchi, T.	.176	5	17	4	3	4	1	0	0	2	0	3	1	0	6	0	1	0	0	0	.235	.333	0	0	0	0
Konerko, P.	.286	5	21	2	6	13	1	0	2	7	0	0	1	1	4	0	0	0	0	0	.619	.318	0	0	0	0
Ozuna, P.	.000	2	0	1	0	0	0	0	0	0	0	0	0	0	0	1	0	0	0	0	.000	.000	0	0	0	0
Pierzynski, A.	.167	5	18	1	3	6	0	0	1	2	1	0	0	1	0	6	0	1	0	0	.333	.211	0	0	0	0
Podsednik, S.	.294	5	17	4	5	7	0	1	0	0	0	0	0	6	0	5	3	1	0	0	.412	.478	0	0	0	0
Rowand, A.	.167	5	18	3	3	6	3	0	0	1	0	1	1	1	0	2	0	0	1	0	.333	.238	0	0	0	0
Uribe, J.	.250	5	16	1	4	5	1	0	0	0	0	0	0	2	0	3	0	0	1	1	.313	.333	0	0	0	0
<b>CHICAGO</b>	<b>.248</b>	<b>5</b>	<b>165</b>	<b>23</b>	<b>41</b>	<b>68</b>	<b>10</b>	<b>1</b>	<b>5</b>	<b>23</b>	<b>3</b>	<b>2</b>	<b>4</b>	<b>16</b>	<b>1</b>	<b>36</b>	<b>5</b>	<b>4</b>	<b>2</b>	<b>3</b>	<b>.412</b>	<b>.326</b>	<b>0</b>	<b>0</b>	<b>0</b>	<b>0</b>
<b>OPPONENTS</b>	<b>.175</b>	<b>5</b>	<b>154</b>	<b>11</b>	<b>27</b>	<b>41</b>	<b>5</b>	<b>0</b>	<b>3</b>	<b>11</b>	<b>3</b>	<b>1</b>	<b>1</b>	<b>4</b>	<b>0</b>	<b>22</b>	<b>2</b>	<b>0</b>	<b>4</b>	<b>7</b>	<b>.266</b>	<b>.200</b>	<b>1</b>	<b>0</b>	<b>0</b>	<b>0</b>
DH	.250	5	20	2	5	5	0	0	0	3	0	0	0	1	0	4	0	0	0	0	.250	.286	0	0	0	0

PITCHER	W	L	ERA	G	GS	CG	GF	SHO	SV	IP	H	R	ER	HR	HB	BB	IBB	SO	WP	BK	AVG	OPP
																						AVG
Buehrle, M.	1	0	1.00	1	1	1	0	0	0	9.0	5	1	1	1	1	0	0	4	0	0	.167	
Contreras, J.	1	1	3.12	2	2	1	0	0	0	17.1	12	6	6	1	0	2	0	6	0	0	.197	
Cotts, N.	0	0	0.00	1	0	0	1	0	0	0.2	0	0	0	0	0	0	0	0	0	0	.000	
Garcia, F.	1	0	2.00	1	1	1	0	0	0	9.0	6	2	2	0	0	1	0	5	0	0	.188	
Garland, J.	1	0	2.00	1	1	1	0	0	0	9.0	4	2	2	1	0	1	0	7	0	0	.138	
<b>CHICAGO</b>	<b>4</b>	<b>1</b>	<b>2.20</b>	<b>5</b>	<b>5</b>	<b>4</b>	<b>1</b>	<b>0</b>	<b>0</b>	<b>45.0</b>	<b>27</b>	<b>11</b>	<b>11</b>	<b>3</b>	<b>1</b>	<b>4</b>	<b>0</b>	<b>22</b>	<b>0</b>	<b>0</b>	<b>.175</b>	
<b>OPPONENTS</b>	<b>1</b>	<b>4</b>	<b>3.43</b>	<b>5</b>	<b>5</b>	<b>0</b>	<b>5</b>	<b>0</b>	<b>1</b>	<b>44.2</b>	<b>41</b>	<b>23</b>	<b>17</b>	<b>5</b>	<b>4</b>	<b>16</b>	<b>1</b>	<b>36</b>	<b>0</b>	<b>0</b>	<b>.248</b>	



The White Sox eliminated the Los Angeles Angels in five games to advance to their first World Series since 1959. Mark Buehrle, Jon Garland, Freddy Garcia and Jose Contreras threw four consecutive complete-game victories to end the series, the first team to accomplish that feat since the 1928 New York Yankees.

# 2005 WORLD SERIES

## GAME 1: WHITE SOX 5, ASTROS 3

**Notes:** In the first World Series game held in Chicago since 1959, the White Sox posted a 5-3 victory vs. Houston ... Jermaine Dye hit an opposite-field home run off Roger Clemens in the first inning ... the Sox added a pair of runs in the second on A.J. Pierzynski's RBI groundout and Juan Uribe's RBI double ... Lance Berkman evened the game with a two-run double in the third, but Joe Crede put the Sox ahead for good with a solo home run off Wandy Rodriguez in the fourth ... Houston put runners on first and third with no outs in the eighth, but Neal Cotts (two strikeouts) and Bobby Jenks (one strikeout) combined to end the Astros threat ... Clemens left after 2.0 IP with a sore left hamstring ... Jose Contreras, the sixth Cuban pitcher to ever start a World Series game, earned the victory despite tying a Fall Classic record by hitting three batters.

ASTROS	ab	r	h	bi	w	k	avg	WHITE SOX	ab	r	h	bi	w	k	avg
Biggio, 2b	4	1	1	0	0	0	.250	Podsednik, lf	5	0	2	1	0	1	.400
Taveras, cf	3	0	2	0	0	0	.667	Iguchi, 2b	5	0	0	0	0	1	.000
Berkman, lf	4	0	2	2	0	1	.500	Dye, rf	2	1	1	1	2	0	.500
Burke, pr/lf	0	0	0	0	0	0	-	Konerko, 1b	4	0	2	0	0	0	.500
Ensborg, 3b	4	0	0	0	0	1	.000	Everett, dh	3	1	1	0	0	1	.333
Lamb, 1b	4	1	1	1	0	2	.250	Rowand, cf	3	0	1	0	1	1	.333
Bagwell, dh	2	0	0	0	0	1	.000	Pierzynski, c	4	2	1	1	0	0	.250
Lane, rf	4	0	0	0	0	1	.000	Crede, 3b	4	1	1	1	0	0	.250
Ausmus, c	3	0	1	0	0	0	.333	Uribe, ss	2	0	1	1	2	0	.500
Everett, ss	4	1	0	0	0	1	.000								
<b>TOTALS</b>	<b>32</b>	<b>3</b>	<b>7</b>	<b>3</b>	<b>0</b>	<b>7</b>		<b>TOTALS</b>	<b>32</b>	<b>5</b>	<b>10</b>	<b>5</b>	<b>5</b>	<b>4</b>	

	R	H	E	LOB
Houston	0	1	2	0
Chicago	1	2	0	0

E—A. Everett (1). DP—Houston 2 (Biggio to Everett to Lamb; Lamb to Everett to Rodriguez), Chicago 1 (Uribe to Iguchi to Konerko). LOB—Houston 6, Chicago 9. Scoring Position—Houston, 2 for 11; Chicago, 2 for 10. 2B—Taveras 2 (2), Berkman (1), Uribe (1). 3B—Podsednik (1). HR—Lamb (1), Dye (1), Crede (1). S—Taveras, C. Everett. GDP—Lane, Iguchi, Pierzynski. SB—Burke (1), Podsednik (1), Pierzynski (1).

Houston	IP	H	R	ER	BB	K	#Pit	ERA	
Clemens	2.0	4	3	3	0	1	54	13.50	
Rodriguez (L, 0-1)	3.1	4	4	1	1	5	1	68	2.70
Qualls	1.2	0	0	0	0	2	24	0.00	
Springer	1.0	2	1	1	0	0	23	9.00	

Chicago  
 Contreras (W, 1-0) 7.0 6 3 3 0 2 82 3.86  
 Cotts (H, 1) 0.2 1 0 0 0 0 2 16 0.00  
 Jenks (S, 1) 1.1 0 0 0 0 0 3 14 0.00



Jermaine Dye, the World Series MVP, hit a solo home run off Roger Clemens in the first inning of Game 1.

## GAME 2: WHITE SOX 7, ASTROS 6

**Notes:** Paul Konerko hit the 18th grand slam in World Series history, and Scott Podsednik hit a game-ending home run as the White Sox won Game 2, 7-6 ... with the Sox trailing, 4-2, in the seventh inning, Konerko homered on Chad Qualls' first pitch to put the Sox in front, 6-4 ... Houston tied the game in the ninth when pinch-hitter Jose Vizcaino laced an opposite-field, two-run single off Bobby Jenks with two outs to set up Podsednik's heroics ... Podsednik, who went homerless in the regular season, hit a 2-1 pitch from Brad Lidge over the right-center field fence for the 14th game-ending homer in World Series history ... the game was delayed seven minutes by rain, the first in a World Series since Game 3 in 1993 at Philadelphia (1:12) ... each Sox player collected at least one hit.

ASTROS	ab	r	h	bi	w	k	avg	WHITE SOX	ab	r	h	bi	w	k	avg
Biggio, 2b	4	0	0	0	0	1	.125	Podsednik, lf	5	1	1	0	1	0	.300
Brunlett, 2b	0	0	0	0	0	0	-	Iguchi, 2b	3	1	1	0	1	1	.125
Lamb, ph-1b	1	0	0	0	0	0	.200	Dye, rf	3	1	1	0	0	0	.400
Taveras, cf	4	2	2	0	0	0	.571	Konerko, 1b	4	1	1	4	0	1	.375
Berkman, 1b-3f	3	0	1	3	0	2	.429	Everett, dh	4	0	2	0	0	1	.429
Ensborg, 3b	4	1	1	1	0	1	.125	Rowand, cf	4	1	2	0	0	0	.429
Bagwell, dh	4	1	1	0	0	0	.167	Pierzynski, c	4	1	1	0	0	1	.250
Lane, rf	4	0	1	0	0	2	.125	Crede, 3b	4	0	1	1	0	0	.250
Burke, lf-2b	3	1	0	0	1	0	.000	Uribe, ss	4	1	2	1	0	0	.500
Ausmus, c	4	1	2	0	0	0	.429								
Everett, ss	3	0	0	0	0	2	.000								
Vizcaino, ph-ss 1	0	1	2	0	0	0	1.000								
<b>TOTALS</b>	<b>35</b>	<b>6</b>	<b>9</b>	<b>6</b>	<b>1</b>	<b>8</b>		<b>TOTALS</b>	<b>35</b>	<b>7</b>	<b>12</b>	<b>7</b>	<b>1</b>	<b>5</b>	

	R	H	E	LOB
Houston	0	1	1	0
Chicago	0	2	0	0

One out when winning run scored.  
 E—NONE. LOB—Houston 4, Chicago 5. Scoring Position—Houston, 4 for 10; Chicago, 2 for 10. 2B—Berkman (2), Ausmus (1), Rowand (1), Uribe 2 (3). 3B—Taveras (1). HR—Ensborg (1), Podsednik (1), Konerko (1). SF—Berkman. SB—Lane (1), Uribe (1). CS—C. Everett (1).

Houston	IP	H	R	ER	BB	K	#Pit	ERA
Pettitte	6.0	8	2	2	0	4	98	3.00
Wheeler (H, 1)	0.2	1	3	3	1	1	22	40.50
Qualls (BS, 1)	0.2	2	1	1	0	0	10	3.86
Gallo	0.2	0	0	0	0	0	4	0.00
Lidge (L, 0-1)	0.1	1	1	1	0	0	9	27.00

Chicago  
 Buehrle 7.0 7 4 4 0 6 100 5.14  
 Politte 1.0 0 0 0 0 0 1 11 0.00  
 Jenks (BS, 1) 0.2 2 2 2 1 1 16 9.00  
 Cotts (W, 1-0) 0.1 0 0 0 0 0 0 5 0.00

HBP—Dye by Wheeler. T—3:11. A—41,432. Umpires—HP, Jeff Nelson. 1B, Jerry Layne. 2B, Derryl Cousins. 3B, Gary Cederstrom. LF, Angel Hernandez. RF, Joe West.



Paul Konerko connected on a seventh-inning grand slam to give the Sox a 6-4 lead in Game 2.

# 2005 WORLD SERIES

## GAME 3: WHITE SOX 7, ASTROS 5 (14)

**Notes:** For the second straight game, an unlikely hero came to the forefront for the White Sox as Geoff Blum hit a solo home run in the 14th inning to break a 5-5 tie ... Blum, who had one prior postseason at-bat, entered the longest game in World Series history in the 13th and lined a 2-0 pitch over the right-field wall to give the Sox the lead ... Chicago added an insurance run on Chris Widger's bases-loaded walk ... Houston put runners on the corners in the 14th, but Game 2 starter Mark Buehrle came on to retire Adam Everett on a popout to shortstop Juan Uribe to end the game ... the Astros left the winning run at third base in the ninth and at second in the 10th and 11th ... Jon Garland allowed four runs in the first 4.0 IP but retired 12 of his last 13 batters faced ... Chicago overcame a 4-0 deficit by scoring five runs in the fifth off Roy Oswalt, highlighted by Joe Crede's solo homer and A.J. Pierzynski's two-run double that put the Sox ahead, 5-4 ... Jason Lane's double off Dustin Hermanson in the eighth tied the game at 5-5 ... the 43 players used by both teams was a World Series record, and it marked the first Series game played in Texas.

WHITE SOX	ab	r	h	bi	w	k	avg	ASTROS	ab	r	h	bi	w	k	avg
Podsednik, lf	8	1	2	0	0	2	.278	Biggio, 2b	6	2	2	1	1	3	.214
Iguchi, 2b	7	1	2	1	0	1	.200	Astacio, p	0	0	0	0	0	0	-
Marte, p	0	0	0	0	0	0	-	Rodriguez, p	0	0	0	0	0	0	-
Buehrle, p	0	0	0	0	0	0	-	Taveras, cf	6	0	0	0	0	3	.308
Dye, rf	7	1	2	1	0	1	.333	Berkman, lf-1b	5	0	2	1	2	1	.417
Konerko, 1b	4	0	1	0	2	0	.333	Ensborg, 3b	6	1	1	1	1	3	.143
Pierzynski, c	3	0	1	2	2	0	.273	Lamb, 1b	3	0	0	0	1	1	.125
Hernandez, p	0	0	0	0	0	0	-	Brunnett, pr-if	0	0	0	0	0	0	-
Vizzaino, p	0	0	0	0	0	0	-	Lidge, p	0	0	0	0	0	0	-
Perez, ph	1	0	0	0	0	0	.000	Palmeiro, ph-if	1	0	0	0	2	0	.000
Jenks, p	0	0	0	0	0	0	-	Lane, rf	6	1	2	2	1	0	.214
Blum, 2b	1	1	1	1	0	0	1.000	Ausmus, c	6	0	0	0	1	2	.231
Rowand, cf	6	1	1	0	1	3	.308	Everett, ss	5	1	1	0	1	1	.083
Crede, 3b	5	1	2	1	1	0	.308	Oswalt, p	1	0	0	0	0	0	.000
Uribe, ss	6	1	1	0	1	1	.333	Springer, p	0	0	0	0	0	0	-
Widger, c	1	0	0	1	2	1	.000								
<b>TOTALS</b>	<b>53</b>	<b>7</b>	<b>14</b>	<b>7</b>	<b>9</b>	<b>11</b>		<b>TOTALS</b>	<b>47</b>	<b>5</b>	<b>8</b>	<b>5</b>	<b>12</b>	<b>14</b>	

	R	H	E	LOB
Chicago	0	0	0	5
Houston	1	0	2	1

E—Hernandez (1), Uribe 2 (2), Ensborg (1). DP—Chicago 2 (Uribe to Iguchi to Konerko; Uribe to Konerko), Houston 4 (Everett to Lamb; Everett to Biggio; Ausmus to Everett to Berkman; Ensborg to Vizzaino to Berkman). LOB—Chicago 15, Houston 15. RISP—Chicago, 3 for 14; Houston, 4 for 16. 2B—Konerko (1), Pierzynski (1), Biggio (1), Lane (1). HR—Blum (1), Crede (2), Lane (1). S—A.Everett, Oswalt. GDP—Podsednik, Dye, Konerko, Ensborg, Ausmus. SB—Podsednik (2), Harris (1), Burke (2). CS—A.Everett (1).

Chicago	IP	H	R	ER	BB	K	#Pit	ERA
Garland	7.0	7	4	2	2	4	93	2.57
Politte (H,2)	0.2	0	1	1	1	1	14	5.40
Cotts	0.0	0	0	0	1	0	5	0.00
Hermanson (BS, 1)	0.1	1	0	0	0	1	8	0.00
Hernandez	1.0	0	0	0	4	2	28	0.00
Vizzaino	1.0	0	0	0	1	0	14	0.00
Jenks	2.0	0	0	0	1	3	41	4.50
Marte (W, 1-0)	1.2	0	0	0	2	3	39	0.00
Buehrle (S, 1)	0.1	0	0	0	0	0	3	4.91
Houston	IP	H	R	ER	BB	K	#Pit	ERA
Oswalt	6.0	8	5	5	5	3	113	7.50
Springer	1.0	0	0	0	0	1	9	4.50
Wheeler	1.1	1	0	0	0	0	21	13.50
Gallo	0.1	0	0	0	0	0	5	0.00
Lidge	1.1	0	0	0	0	3	17	5.40
Qualls	3.0	1	0	0	2	3	42	1.69
Astacio (L, 0-1)	0.2	4	2	2	2	0	27	27.00
Rodriguez	0.1	0	0	0	0	1	3	2.45

Cotts pitched to 1 batter in 8th; Hernandez pitched to 1 batter in 10th; Oswalt pitched to 1 batter in 7th.

HBP—Crede by Oswalt; Konerko by Wheeler; Taveras by Jenks. T—5:41. A—42,848. Umpires—HP, Jerry Layne. 1B, Derryl Cousins. 2B, Gary Cederstrom. 3B, Angel Hernandez. LF, Joe West. RF, Jeff Nelson.

## GAME 4: WHITE SOX 1, ASTROS 0

**Notes:** The White Sox captured their first World Series title since 1917 with a 1-0 victory over the Astros at Minute Maid Park ... Jermaine Dye, the eventual Most Valuable Player of the series, drove in the only run with an eighth-inning single off Brad Lidge that scored Willie Harris ... Harris led off the eighth with a single, moved to second on a sacrifice bunt by Scott Podsednik and to third on Carl Everett's ground out ... Bobby Jenks pitched a scoreless ninth inning for the save with help from Juan Uribe, who dove into the stands down the left-field line to record the second out of the final frame before retiring Orlando Palmeiro on a grounder to end the game ... starters Brandon Backe and Freddy Garcia each tossed 7.0 scoreless IP ... the Astros were 0-11 with runners in scoring position and were held without a run in the final 15 innings of the World Series ... Chicago went 11-1 in the postseason, tied for the second-best playoff record since 1969 (minimum seven games).

WHITE SOX	ab	r	h	bi	w	k	avg	ASTROS	ab	r	h	bi	w	k	avg
Podsednik, lf	3	0	1	0	0	0	.286	Biggio, 2b	4	0	1	0	0	0	.222
Iguchi, 2b	3	0	0	0	0	0	.167	Taveras, cf	2	0	1	0	0	0	.333
Everett, ph	1	0	0	0	0	0	.444	Berkman, lf	1	0	0	0	3	1	.385
Politte, p	0	0	0	0	0	0	-	Ensborg, 3b	4	0	0	0	0	2	.111
Cotts, p	0	0	0	0	0	0	-	Lamb, 1b	2	0	1	0	1	0	.200
Jenks, p	0	0	0	0	0	0	-	Vizzaino, ph-1b	1	0	0	0	0	0	.500
Dye, rf	4	0	3	1	0	1	.438	Lane, rf	4	0	1	0	0	2	.222
Konerko, 1b	4	0	0	0	2	2	.250	Ausmus, c	3	0	1	0	1	0	.250
Pierzynski, c	4	0	1	0	1	2	.267	Everett, ss	3	0	0	0	0	0	.067
Rowand, cf	4	0	1	0	2	2	.294	Burke, ph	1	0	0	0	0	0	.000
Crede, 3b	4	0	1	0	2	2	.294	Backe, p	2	0	0	0	0	1	.000
Uribe, ss	4	0	0	0	2	2	.500	Bagwell, ph	1	0	0	0	0	0	.125
Garcia, p	2	0	0	0	0	0	.000	Lidge, p	0	0	0	0	0	0	-
Harris, ph-2b	1	1	1	0	0	0	1.000	Palmeiro, ph	1	0	0	0	0	0	.000
<b>TOTALS</b>	<b>34</b>	<b>1</b>	<b>8</b>	<b>1</b>	<b>0</b>	<b>10</b>		<b>TOTALS</b>	<b>29</b>	<b>0</b>	<b>5</b>	<b>0</b>	<b>4</b>	<b>7</b>	

	R	H	E	LOB
Chicago	0	0	0	0
Houston	0	0	0	0

E—NONE. DP—Chicago 1 (Crede to Iguchi to Konerko). LOB—Chicago 7, Houston 9. Scoring Position—Chicago, 1 for 8; Houston, 0 for 11. 2B—Dye (1), Pierzynski (2), Crede (1), Lamb (1). 3B—Podsednik (2). S—Podsednik, Taveras, Ausmus. Runners Moved Up—C.Everett, Ensborg. GDP—A.Everett. SB—Taveras (1), Berkman (1).

Chicago	IP	H	R	ER	BB	K	#Pit	ERA
Garcia (W, 1-0)	7.0	4	0	0	3	7	107	0.00
Politte (H, 3)	0.2	0	0	0	1	0	15	3.86
Cotts (H, 2)	0.1	0	0	0	0	0	5	0.00
Jenks (S, 2)	1.0	1	0	0	0	0	17	3.60
Houston	IP	H	R	ER	BB	K	#Pit	ERA
Backe	7.0	5	0	0	0	7	100	0.00
Lidge (L, 0-2)	2.0	3	1	1	0	3	26	4.91

HBP—Taveras by Politte. WP—Politte. T—3:20. A—42,936. Umpires—HP, Derryl Cousins. 1B, Gary Cederstrom. 2B, Angel Hernandez. 3B, Joe West. LF, Jeff Nelson. RF, Jerry Layne.



The White Sox celebrate their first World Series Championship since 1917.

# 2005 WORLD SERIES

## 2005 WORLD SERIES STATISTICS

BATTER	AVG	G	AB	R	H	TB	2B	3B	HR	RBI	SH	SF	FP	BB	IBB	SO	SB	CS	GI		PINCH HIT						
																			DP	DP	E	SLG	OBP	AB	H	HR	RBI
Blum, G.	1.000	1	1	1	1	4	0	0	1	1	0	0	0	0	0	0	0	0	0	0	0	4.000	1.000	0	0	0	0
RIGHT	.000	0	0	0	0	0	0	0	0	0	0	0	0	0	0	0	0	0	0	0	0	.000	.000	0	0	0	0
LEFT	1.000	1	1	1	1	4	0	0	1	1	0	0	0	0	0	0	0	0	0	0	0	4.000	1.000	0	0	0	0
Crede, J.	.294	4	17	2	5	12	1	0	2	3	0	0	1	1	0	2	0	0	0	0	0	.706	.368	0	0	0	0
Dye, J.	.438	4	16	3	7	11	1	0	1	3	0	0	1	2	0	2	0	0	1	0	0	.688	.526	0	0	0	0
Everett, C.	.444	4	9	1	4	4	0	0	0	0	0	0	0	0	0	2	0	1	0	0	0	.444	.444	2	1	0	0
RIGHT	.250	4	1	1	1	0	0	0	0	1	0	0	0	0	0	2	0	0	0	0	0	.250	.250	0	0	0	0
LEFT	.600	5	3	3	3	3	0	0	0	0	0	0	0	0	0	0	0	0	0	0	0	.600	.600	2	1	0	0
Harris, W.	1.000	2	1	1	1	1	0	0	0	0	0	0	0	0	0	0	1	0	0	0	0	1.000	1.000	1	1	0	0
Iguchi, T.	.167	4	18	2	3	3	0	0	0	1	0	0	0	1	0	3	0	0	1	0	0	.167	.211	0	0	0	0
Konerko, P.	.250	4	16	1	4	8	1	0	1	4	0	0	1	2	1	3	0	0	1	0	0	.500	.368	0	0	0	0
Perez, T.	.000	1	1	0	0	0	0	0	0	0	0	0	0	0	0	0	0	0	0	0	0	.000	.000	1	0	0	0
Pierzynski, A.	.267	4	15	3	4	6	2	0	0	3	0	0	0	2	0	2	1	0	1	0	0	.400	.353	0	0	0	0
Podsednik, S.	.286	4	21	2	6	13	0	2	1	2	1	0	0	0	0	4	2	0	1	0	0	.619	.286	0	0	0	0
Rowand, A.	.294	4	17	2	5	6	1	0	0	0	0	0	0	2	1	6	0	0	0	0	0	.353	.368	0	0	0	0
Uribe, J.	.250	4	16	2	4	7	3	0	0	2	0	0	0	3	0	3	1	0	0	0	0	.438	.368	0	0	0	0
Widger, C.	.000	1	1	0	0	0	0	0	0	1	0	0	0	2	0	1	0	0	0	0	0	.000	.667	0	0	0	0
Garcia, F.	.000	1	2	0	0	0	0	0	0	0	0	0	0	0	0	0	0	0	0	0	0	.000	.000	0	0	0	0
Garland, J.	.000	1	3	0	0	0	0	0	0	0	0	0	0	0	0	2	0	0	0	0	0	.000	.000	0	0	0	0
<b>CHICAGO</b>	<b>.286</b>	<b>4</b>	<b>154</b>	<b>20</b>	<b>44</b>	<b>75</b>	<b>9</b>	<b>2</b>	<b>6</b>	<b>20</b>	<b>2</b>	<b>0</b>	<b>3</b>	<b>15</b>	<b>2</b>	<b>30</b>	<b>5</b>	<b>1</b>	<b>5</b>	<b>3</b>	<b>.487</b>	<b>.360</b>	<b>4</b>	<b>2</b>	<b>0</b>	<b>0</b>	
<b>OPPONENTS</b>	<b>.203</b>	<b>4</b>	<b>143</b>	<b>14</b>	<b>29</b>	<b>48</b>	<b>8</b>	<b>1</b>	<b>3</b>	<b>14</b>	<b>5</b>	<b>1</b>	<b>5</b>	<b>17</b>	<b>3</b>	<b>36</b>	<b>5</b>	<b>1</b>	<b>4</b>	<b>2</b>	<b>.336</b>	<b>.307</b>	<b>7</b>	<b>1</b>	<b>0</b>	<b>2</b>	
DH	.429	4	7	1	3	3	0	0	0	0	1	0	0	0	0	2	0	1	0	0	0	.429	.429	0	0	0	0

PITCHER	W	L	ERA	G	GS	CG	GF	SHO	SV	IP	H	R	ER	HR	HB	BB	IBB	SO	WP	BK	OPP
																					AVG
Buehrie, M.	0	0	4.91	2	1	0	1	0	1	7.1	7	4	4	1	0	0	0	6	0	0	.250
Contreras, J.	1	0	3.86	1	1	0	0	0	0	7.0	6	3	3	1	3	0	0	2	0	0	.240
Cotts, N.	1	0	0.00	4	0	0	1	0	0	1.1	1	0	0	0	0	1	0	2	0	0	.200
Garcia, F.	1	0	0.00	1	1	0	0	0	0	7.0	4	0	0	0	0	3	1	7	0	0	.174
Garland, J.	0	0	2.57	1	1	0	0	0	0	7.0	7	4	2	1	0	2	0	4	0	0	.292
Hermanson, D.	0	0	0.00	1	0	0	0	0	0	0.1	1	0	0	0	0	0	0	1	0	0	.500
Hernandez, O.	0	0	0.00	1	0	0	0	0	0	1.0	0	0	0	0	0	4	1	2	0	0	.000
Jenks, B.	0	0	3.60	4	0	0	2	0	2	5.0	3	2	2	0	1	2	0	7	0	0	.176
Marte, D.	1	0	0.00	1	0	0	0	0	0	1.2	0	0	0	0	0	2	0	3	0	0	.000
Politte, C.	0	0	3.86	3	0	0	0	0	0	2.1	0	1	1	0	1	2	1	2	1	0	.000
Vizcaino, L.	0	0	0.00	1	0	0	0	0	0	1.0	0	0	0	0	0	1	0	0	0	0	.000
<b>CHICAGO</b>	<b>4</b>	<b>0</b>	<b>2.63</b>	<b>4</b>	<b>4</b>	<b>0</b>	<b>4</b>	<b>1</b>	<b>3</b>	<b>41.0</b>	<b>29</b>	<b>14</b>	<b>12</b>	<b>3</b>	<b>5</b>	<b>17</b>	<b>3</b>	<b>36</b>	<b>1</b>	<b>0</b>	<b>.203</b>
<b>OPPONENTS</b>	<b>0</b>	<b>4</b>	<b>4.58</b>	<b>4</b>	<b>4</b>	<b>0</b>	<b>4</b>	<b>0</b>	<b>0</b>	<b>39.1</b>	<b>44</b>	<b>20</b>	<b>20</b>	<b>6</b>	<b>3</b>	<b>15</b>	<b>2</b>	<b>30</b>	<b>0</b>	<b>0</b>	<b>.286</b>



Scott Podsednik hit the 18th game-ending home run in World Series history off Brad Lidge in Game 2. Podsednik, who did not homer in the regular season, hit two in the playoffs.



# 2008 ALDS

## TAMPA BAY RAYS 3 CHICAGO WHITE SOX 1

**Recap:** Tampa Bay, making its first postseason appearance in the 11-year history of the franchise, defeated the White Sox, 3-1, in the ALDS ... the Sox were outscored, 21-13, and were limited to a .236 (30-127) batting average ... Chicago held the lead in each of the first two games at Tropicana Field ... Jermaine Dye tied a franchise playoff record with four hits in Game 2 ... the Sox six-game road winning streak in the playoffs ended with a 6-4 loss in Game 1 ... Paul Konerko hit two home runs, upping his franchise postseason record to seven ... Octavio Dotel pitched in all four games ... the White Sox reached the playoffs by becoming the first team in major-league history to win each of their last three games of the season, all against a different opponent ... they clinched the AL Central division with a 1-0 victory vs. Minnesota in a one-game playoff at U.S. Cellular Field on October 1 ... Jim Thome's seventh-inning home run was the difference as the Sox reached the postseason for the third time in the decade.

### GAME 1: TAMPA BAY 6, WHITE SOX 4

White Sox	0	0	3	0	0	0	0	1	—	4
Rays	0	1	3	0	2	0	0	0	x	6

**WP:** Shields      **LP:** Vazquez      **Save:** Wheeler  
**Time:** 3:10      **Att:** 35,041      **HR:** Longoria 2, Wise, Konerko

**Recap:** Rookie Evan Longoria went 3-3 with two home runs and three RBI to lead the Rays, making their first ever postseason appearance, to a 6-4 victory over the White Sox in Game 1 of the ALDS ... Dewayne Wise hit a three-run homer in the third inning to give the Sox a 3-1 lead, but Tampa Bay responded with three runs in the bottom of the third and two in the fifth ... Sox starter Javier Vazquez allowed all six runs on eight hits over 4.1 IP ... rookie Clayton Richard threw 3.1 scoreless IP in relief of Vazquez ... Paul Konerko hit a solo home run in the ninth for the White Sox, whose six-game road winning streak in the postseason came to an end.

### GAME 2: TAMPA BAY 6, WHITE SOX 2

White Sox	2	0	0	0	0	0	0	0	—	2
Rays	0	1	0	0	2	0	0	3	x	6

**WP:** Kazmir      **LP:** Buehrle      **Save:** None  
**Time:** 3:10      **Att:** 35,257      **HR:** Iwamura

**Recap:** Tampa Bay took a 2-0 lead in the ALDS with a 6-2 victory over Chicago in Game 2 ... the White Sox carried a 2-1 lead into the fifth inning, but Akinori Iwamura hit a two-run homer off Mark Buehrle to give the Rays a lead they never relinquished ... Tampa Bay added three runs in the eighth inning to put the game out of reach ... the Sox collected 12 hits (all singles) but left 11 runners on base, including six in the first four innings ... Buehrle gave up five runs on 10 hits over 7.0 IP ... Jermaine Dye went 4-5 to tie the club record for hits in a postseason game ... eight of nine Sox starters had at least one hit.

### GAME 3: WHITE SOX 5, TAMPA BAY 3

Rays	0	1	0	0	0	0	2	0	0	—	3
White Sox	0	0	1	3	0	1	0	0	x	—	5

**WP:** Danks      **LP:** Garza      **Save:** Jenks  
**Time:** 3:07      **Att:** 40,142      **HR:** Upton

**Recap:** Twenty-three-year-old left-hander John Danks threw 6.2 solid IP to lead the White Sox to a 5-3 victory over Tampa Bay and trim their deficit in the ALDS to 2-1 ... Danks, making his postseason debut, allowed three runs on seven hits as the White Sox won for the sixth time in their last seven home playoff games ... Danks held the Rays to one run through 6.0

IP before yielding a two-run homer to B.J. Upton in the seventh ... A.J. Pierzynski tied the game at 1-1 with a RBI single in the third inning, and Dewayne Wise's two-run double capped a three-run fourth for the Sox ... three Chicago relievers held the Rays scoreless over the final 2.1 IP, with Bobby Jenks earning the save ... Ken Griffey Jr., playing in the postseason for the first time since 1997 with Seattle, went 2-2 with a walk and run scored ... the White Sox tied a club postseason single-game record with three stolen bases.

### GAME 4: TAMPA BAY 6, WHITE SOX 2

Rays	1	0	1	2	1	0	1	0	0	—	6
White Sox	0	0	0	1	0	1	0	0	0	—	2

**WP:** Sonnanstine      **LP:** Floyd      **Save:** None  
**Time:** 3:13      **Att:** 40,454      **HR:** Upton 2, Konerko, Dye

**Recap:** B.J. Upton hit a pair of home runs as Tampa Bay recorded a 6-2 victory over the White Sox to advance to the American League Championship Series ... Upton hit solo shots off Gavin Floyd in the first and third innings to help the Rays build a 4-0 lead ... Gavin Floyd, a 17-game winner during the regular season, allowed four runs on five hits over 3.2 IP ... rookie Clayton Richard kept the Sox in the game by holding Tampa Bay to one run on two hits over 3.0 IP ... Paul Konerko and Jermaine Dye hit solo home runs in the losing effort ... no other Sox runners advanced past first base ... the Rays outhit the Sox, 10-4, and stole four bases.

## ALDS STATISTICS

Player	AVG	G	AB	R	H	2B	3B	HR	RBI	SB	CS	BB	SO
Pierzynski	.385	4	13	1	5	1	0	0	1	0	1	2	1
Dye	.375	4	16	1	6	1	0	1	1	0	0	1	3
Konerko	.313	4	16	3	5	0	0	2	2	0	0	0	1
Wise	.286	3	7	2	2	1	0	1	5	1	0	1	2
Ramirez	.250	4	12	1	3	0	0	0	2	0	0	1	1
Swisher	.250	3	4	1	1	0	0	0	0	0	0	2	1
Griffey Jr.	.200	3	10	1	2	0	0	0	0	0	0	1	5
Uribe	.167	4	12	0	2	0	0	0	1	1	0	0	5
Cabrera	.125	4	16	1	2	0	0	0	0	0	0	0	3
Thome	.125	4	16	1	2	1	0	0	1	0	0	1	3
Anderson	.000	3	5	1	0	0	0	0	0	1	0	0	4
<b>TOTALS</b>	<b>.236</b>	<b>4</b>	<b>127</b>	<b>13</b>	<b>30</b>	<b>4</b>	<b>0</b>	<b>4</b>	<b>13</b>	<b>3</b>	<b>1</b>	<b>10</b>	<b>29</b>

Pitcher	W-L	ERA	G-GS	CG	SV	IP	H	R	ER	BB	SO
Jenks	0-0	0.00	1-0	0	1	1.0	1	0	0	0	1
Linebrink	0-0	0.00	1-0	0	0	1.0	1	0	0	0	1
Thornton	0-0	0.00	3-0	0	0	3.1	2	0	0	2	2
Richard	0-0	1.42	2-0	0	0	6.1	5	1	1	3	6
Danks	1-0	4.05	1-1	0	0	6.2	7	3	3	3	7
Buehrle	0-1	6.43	1-1	0	0	7.0	10	5	5	0	3
Floyd	0-1	12.00	1-1	0	0	3.0	5	4	4	2	4
Vazquez	0-1	12.46	1-1	0	0	4.1	8	6	6	1	6
Dotel	0-0	13.50	4-0	0	0	1.1	2	2	2	0	3
<b>TOTALS</b>	<b>1-3</b>	<b>5.56</b>	<b>4-4</b>	<b>0</b>	<b>1</b>	<b>34.0</b>	<b>41</b>	<b>21</b>	<b>21</b>	<b>12</b>	<b>33</b>



Jim Thome hit a game-winning solo home run in the seventh inning of Game 163 vs. Minnesota on September 29, 2008 as the White Sox clinched the American League Central title.

# 1933 ALL-STAR GAME

## American League 4, National League 2 Comiskey Park, Chicago, Ill. July 6, 1933

NATIONAL (2)					AMERICAN (4)				
	ab	r	h	bi		ab	r	h	bi
Martin (Cardinals), 3b	4	0	0	1	Chapman (Yankees), lf-rf	5	0	1	0
Frisch (Cardinals), 2b	4	1	2	1	Gehring (Tigers), 2b	3	1	0	0
Klein (Phillies), rf	4	0	1	0	Ruth (Yankees), rf	4	1	2	2
P. Waner (Pirates), rf	0	0	0	0	West (Browns), cf	0	0	0	0
Hafey (Reds), lf	4	0	1	0	Gehrig (Yankees), 1b	2	0	0	0
Terry (Giants), 1b	4	0	2	0	Simmons (White Sox), cf-lf	4	0	1	0
Berger (Braves), cf	4	0	0	0	Dykes (White Sox), 3b	3	1	2	0
Bartell (Phillies), ss	2	0	0	0	Cronin (Senators), ss	3	1	1	0
Traynor (Pirates), ph	1	0	1	0	R. Ferrell (Red Sox), c	3	0	0	0
Hubbell (Giants), p	0	0	0	0	Gomez (Yankees), p	1	0	1	1
Cuccinello (Dodgers), ph	1	0	0	0	Crowder (Senators), p	1	0	0	0
Willson (Cardinals), c	1	0	0	0	Averill (Indians), ph	1	0	1	1
O'Doul (Giants), ph	1	0	0	0	Grove (Athletics), p	1	0	0	0
Hartnett (Cubs), c	1	0	0	0					
Hallahan (Cardinals), p	1	0	0	0					
Warneke (Cubs), p	1	1	1	0					
English (Cubs), ss	1	0	0	0					
<b>TOTALS</b>	<b>34</b>	<b>2</b>	<b>8</b>	<b>2</b>	<b>TOTALS</b>	<b>31</b>	<b>4</b>	<b>9</b>	<b>4</b>

	R	H	E	LOB
National League	0	0	0	2
American League	0	1	2	5

E—Gehrig. DP—National 1, American 1. LOB—National 10, American 5.  
2B—Traynor. 3B—Warneke. HR—Ruth, Frisch. SB—Gehring.  
SH—Ferrell.

National League							
	IP	H	R	ER	BB	SO	ERA
Hallahan (L)	2.0	2	3	3	5	1	13.50
Warneke	4.0	6	1	1	0	2	2.25
Hubbell	2.0	1	0	0	1	1	0.00
American League							
	IP	H	R	ER	BB	SO	ERA
Gomez (W)	3.0	2	0	0	0	1	0.00
Crowder	3.0	3	2	2	0	0	6.00
Grove	3.0	3	0	0	0	3	0.00

Hallahan pitched to 3 batters in the 3rd.

T—2:05. A—49,200. Umpires—Dinneen and McGowan (A.L.), Klem and Rigler (N.L.)

### ALL-STAR ROSTERS

**NL—Manager:** John McGraw (Giants); **Coaches:** Max Carey (Dodgers), Bill McKechnie (Braves); **Catchers:** Gabby Hartnett (Cubs), Jim Wilson (Cardinals); **Infielders:** Dick Bartell (Phillies), Tony Cuccinello (Dodgers), Woody English (Cubs), Frankie Frisch (Cardinals), Pepper Martin (Cardinals), Bill Terry (Giants), Pie Traynor (Pirates); **Outfielders:** Wally Berger (Braves), Chick Hafey (Reds), Chuck Klein (Phillies), Lefty O'Doul (Giants), Paul Waner (Pirates); **Pitchers:** Bill Hallahan (Cardinals), Carl Hubbell (Giants), Hal Schumacher (Giants), Lonnie Warneke (Cubs).

**AL—Manager:** Connie Mack (Athletics); **Coaches:** Eddie Collins (Red Sox) and Arthur Fletcher (Yankees); **Catchers:** Bill Dickey (Yankees), Rick Ferrell (Red Sox); **Infielders:** Joe Cronin (Senators), Jimmy Dykes (White Sox), Jimmie Foxx (Athletics), Lou Gehrig (Yankees), Charlie Gehringer (Tigers), Tony Lazzeri (Yankees); **Outfielders:** Earl Averill (Indians), Ben Chapman (Yankees), Babe Ruth (Yankees), Al Simmons (White Sox), Sam West (Browns); **Pitchers:** Alvin Crowder (Senators), Wesley Ferrell (Indians), Lefty Gomez (Yankees), Lefty Grove (Athletics), Oral Hildebrand (Indians).



Babe Ruth crosses home plate after hitting the first home run in All-Star Game history.

## AMERICAN LEAGUE ALL-STAR TEAM



(Top Row) SHARKEY, CONROY, GEHRIG, RUTH, HILDEBRAND, MACK, CRONIN, GROVE, SHARKEY, DICKEY, SIMMONS, GOMEZ, WES.FERRELL, DYKES, SHARKEY.

(Bottom Row) SCHACHT, COLLINS, LAZZERI, CROWDER, FOXX, FLETCHER, AVERILL, ROMMEL, CHAPMAN, FERRELL, WEST, GEHRINGER, McBRIDE.

# 1950 ALL-STAR GAME

## National League 4, American League 3 (14 innings) Comiskey Park, Chicago, Ill. July 11, 1950

NATIONAL (3)					AMERICAN (13)				
ab	r	h	bi	ab	r	h	bi		
Jones (Phillies), 3b	7	0	1	0	Rizzuto (Yankees), ss	6	0	2	0
Kiner (Pirates), lf	6	1	2	1	Doby (Indians), cf	6	1	2	0
Musial (Cardinals), 1b	5	0	0	0	Kell (Tigers), 3b	6	0	0	2
Robinson (Dodgers), 2b	4	1	1	0	Williams (Red Sox), lf	4	0	1	1
Wyrostek (Reds), 2b	2	0	0	0	D. DiMaggio (Red Sox), lf	2	0	0	0
Slaughter (Cardinals), cf-rf	4	1	2	1	Dropo (Red Sox), 1b	3	0	1	0
Schoendienst (Cards), 2b	1	1	1	1	Fain (Athletics), 1b	3	0	1	0
Sauer (Cubs), rf	2	0	0	1	Evers (Tigers), rf	2	0	0	0
Pafko (Cubs), cf	4	0	2	0	J. DiMaggio (Yankees), rf	3	0	0	0
Campanella (Dodgers), c	6	0	0	0	Berra (Yankees), c	2	0	0	0
Marion (Cardinals), ss	2	0	0	0	Hegan (Indians), c	3	0	0	0
Konstantly (Phillies), p	0	0	0	0	Doerr (Red Sox), 2b	3	0	0	0
Jansen (Giants), p	2	0	0	0	Coleman (Yankees), 2b	2	0	0	0
Snider (Dodgers), ph	1	0	0	0	Raschi (Yankees), p	0	0	0	0
Blackwell (Reds), p	1	0	0	0	Michaels (Senators), ph	1	1	1	0
Roberts (Phillies), p	1	0	0	0	Lemon (Indians), p	0	1	0	0
Newcombe (Dodgers), p	0	0	0	0	Houtteman (Tigers), p	1	0	0	0
Sisler (Phillies), ph	1	0	1	0	Reynolds (Yankees), p	1	0	0	0
Reese (Dodgers), ss	3	0	0	0	Henrich (Yankees), ph	1	0	0	0
					Gray (Tigers), p	0	0	0	0
					Feller (Indians), p	0	0	0	0
<b>TOTALS</b>	<b>52</b>	<b>4</b>	<b>10</b>	<b>4</b>	<b>TOTALS</b>	<b>49</b>	<b>3</b>	<b>8</b>	<b>3</b>

	R	H	E	LOB
National League	0	2	0	0
American League	0	0	1	0

E—Coleman. DP—National 1, American 1. LOB—National 9, American 6. 2B—Michaels, Doby, Kiner. 3B—Slaughter, Dropo. HR—Kiner, Schoendienst.

National League							
	IP	H	R	ER	BB	SO	ERA
Roberts	3.0	3	1	1	1	1	3.00
Newcombe	2.0	3	2	2	1	1	9.00
Konstantly	1.0	0	0	0	0	2	0.00
Jansen	5.0	1	0	0	0	6	0.00
Blackwell (W)	3.0	1	0	0	0	2	0.00

American League							
	IP	H	R	ER	BB	SO	ERA
Raschi	3.0	2	2	2	0	1	6.00
Lemon	3.0	1	0	0	0	2	0.00
Houtteman	3.0	3	1	1	1	0	3.00
Reynolds	3.0	1	0	0	0	1	0.00
Gray (L)	0.1	3	1	1	0	1	27.00
Feller	0.2	0	0	0	1	1	0.00

WP—Roberts. PB—Hegan. T—3:19. A—46,127. Umpires—McGowan, Rommel and Stevens (A.L.), Pinelli, Conlan and Robb (N.L.)

### ALL-STAR ROSTERS

**NL—Manager:** Burt Shotton (Dodgers); **Coaches:** Jake Pitler (Dodgers) and Mike Stock (Dodgers); **Catchers:** Roy Campanella (Dodgers), Walker Cooper (Braves); **Infielders:** Gil Hodges (Dodgers), Willie Jones (Phillies), Marty Marion (Cardinals), Stan Musial (Cardinals), Pee Wee Reese (Dodgers), Jackie Robinson (Dodgers), Red Schoendienst (Cardinals), Eddie Stanky (Giants); **Outfielders:** Ralph Kiner (Pirates), Andy Pafko (Cubs), Hank Sauer (Cubs), Dick Sisler (Phillies), Enos Slaughter (Cardinals), Duke Snider (Dodgers), John Wyrostek (Reds); **Pitchers:** Ewell Blackwell (Reds), Larry Jansen (Giants), Jim Konstantly (Phillies), Don Newcombe (Dodgers), Robin Roberts (Phillies), Preacher Roe (Dodgers), Bob Rush (Cubs), Warren Spahn (Braves).

**AL—Manager:** Casey Stengel (Yankees); **Coaches:** Frank Crossetti (Yankees) and Bill Dickey (Yankees); **Catchers:** Yogi Berra (Yankees), Jim Hegan (Indians), Sherm Lollar (Braves); **Infielders:** Jerry Coleman (Yankees), Bobby Doerr (Red Sox), Walt Dropo (Red Sox), Ferris Fain (Athletics), Tommy Henrich (Yankees), George Kell (Tigers), Cass Michaels (Senators), Phil Rizzuto (Yankees), Vern Stephens (Red Sox); **Outfielders:** Dom DiMaggio (Red Sox), Joe DiMaggio (Yankees), Larry Doby (Indians), Walter "Hoot" Evers (Tigers), Ted Williams (Red Sox); **Pitchers:** Tommy Byrne (Yankees), Bob Feller (Indians), Ted Gray (Tigers), Art Houtteman (Tigers), Bob Lemon (Indians), Vic Raschi (Yankees), Allie Reynolds (Yankees), Ray Scarborough (White Sox).



# 1983 ALL-STAR GAME

## American League 13, National League 3 Comiskey Park, Chicago, Ill. July 6, 1983

NATIONAL (3)	ab	r	h	bi	AMERICAN (13)	ab	r	h	bi
Sax (Dodgers), 2b	3	1	1	1	Carew (Angels), 1b	3	2	2	2
Hubbard (Braves), 2b	1	0	1	0	Murray (Orioles), 1b	2	0	0	0
Raines (Expos), lf	3	0	0	0	Yount (Brewers), ss	2	1	0	1
Madlock (Pirates), 3b	1	0	0	0	Ripken (Orioles), ss	0	0	0	0
Dawson (Expos), cf	3	0	0	0	Lynn (Angels), cf	3	1	1	4
Dravecky (Padres), p	0	0	0	0	Wilson (Royals), cf	1	0	1	1
Perez (Braves), p	0	0	0	0	Rice (Red Sox), lf	4	1	2	1
Orosco (Mets), p	0	0	0	0	Oglivie (Brewers), rf	1	0	0	0
Bench (Reds), ph	1	0	0	0	Young (Mariners), p	0	0	0	0
L. Smith (Cubs), p	0	0	0	0	Quisenberry (Royals), p	0	0	0	0
Oliver (Expos), 1b	2	1	1	0	Brett (Royals), 3b	4	2	2	1
Evans (Giants), 1b	1	0	0	0	Simmons (Brewers), c	2	0	0	0
Murphy (Braves), rf	3	0	1	1	Parrish (Tigers), c	2	0	0	0
Guerrero (Dodgers), 3b-rf	1	0	0	0	Cooper (Brewers), ph	1	1	1	0
Schmidt (Phillies), 3b	3	0	0	0	Boone (Angels), c	0	0	0	0
Benedict (Braves), c	1	0	1	0	Winfield (Yankees), rf	3	2	3	1
Carter (Expos), c	2	0	0	0	Kittle (White Sox), lf-rf	2	1	1	0
Durham (Cubs), rf	2	0	0	0	Trillo (Indians), 2b	3	1	1	0
O. Smith (Cardinals), ss	2	1	1	0	Whitaker (Tigers), 2b	1	1	1	2
McGee (Cardinals), cf	2	1	1	0	Stieb (Blue Jays), p	0	0	0	0
Soto (Reds), p	1	0	0	0	DeCinces (Angels), ph	1	0	0	0
Hammaker (Giants), p	0	0	0	0	Honeycutt (Rangers), p	0	0	0	0
Dawley (Astros), p	0	0	0	0	Ward (Twins), ph	1	0	0	0
Thon (Astros), ss	3	0	1	0	Stanley (Red Sox), p	0	0	0	0
					Yastrzem. (Red Sox), ph	1	0	0	0
					Henderson (Athletics), lf	1	0	0	1
<b>TOTALS</b>	<b>35</b>	<b>3</b>	<b>8</b>	<b>2</b>	<b>TOTALS</b>	<b>38</b>	<b>13</b>	<b>15</b>	<b>13</b>

	R	H	E	LOB
National League	1	0	0	1
American League	1	1	7	0

E—Stieb, Carew, Schmidt, Sax, Guerrero. DP—American 2. LOB—National 6, American 9. 2B—Winfield, Oliver, Wilson, Brett. 3B—Brett, Whitaker. HR—Rice, Lynn. SB—Sax, Raines. SH—Stieb. SF—Brett, Young, Whitaker.

National League	IP	H	R	ER	BB	SO	ERA
Soto (L)	2.0	2	2	0	2	2	0.00
Hammaker	0.2	6	7	7	1	0	94.50
Dawley	1.1	1	0	0	0	1	0.00
Dravecky	2.0	1	0	0	0	2	0.00
Perez	0.2	3	2	2	1	1	27.00
Orosco	0.1	0	0	0	0	1	0.00
L. Smith	1.0	2	2	1	0	1	9.00

American League	IP	H	R	ER	BB	SO	ERA
Stieb (W)	3.0	0	1	0	1	4	0.00
Honeycutt	2.0	5	2	2	0	0	9.00
Stanley	2.0	2	0	0	0	0	0.00
Young	1.0	0	0	0	0	0	0.00

PB—Benedict. T—3:05. A—43,801. Umpires—HP, Maloney (AL). 1B, Wendelstedt (NL), 2B, Hendry (AL), 3B, Quick (NL), LF, Shulock (AL), RF, Pallone (NL).

\*Most Valuable Player: Fred Lynn (Angels).

### ALL-STAR ROSTERS

NL—**Manager:** Whitey Herzog (Cardinals); **Coaches:** Pat Corrales (Phillies), Tommy Lasorda (Dodgers) and Joe Torre (Braves); **Catchers:** Bruce Benedict (Braves), Gary Carter (Expos), Terry Kennedy (Padres); **Infielders:** Johnny Bench (Reds), Darrell Evans (Giants), Pedro Guerrero (Dodgers), Glenn Hubbard (Braves), Bill Madlock (Pirates), Al Oliver (Expos), Steve Sax (Dodgers), Mike Schmidt (Phillies), Ozzie Smith (Cardinals), Dickie Thon (Astros); **Outfielders:** Andre Dawson (Expos), Leon Durham (Cubs), George Hendrick (Cardinals), Willie McGee (Cardinals), Dale Murphy (Braves), Tim Lincecum (Expos); **Pitchers:** Bill Dawley (Astros), Dave Dravecky (Padres), Atlee Hammaker (Giants), Gary Lavelle (Giants), Jesse Orosco (Mets), Pascual Perez (Braves), Steve Rogers (Expos), Lee Smith (Cubs), Mario Soto (Reds), Fernando Valenzuela (Dodgers).

AL—**Manager:** Harvey Kuenn (Brewers); **Coaches:** Joe Altobelli (Orioles), Billy Gardner (Twins); **Catchers:** Bob Boone (Angels), Lance Parrish (Tigers), Ted Simmons (Brewers); **Infielders:** George Brett (Royals), Rod Carew (Angels), Cecil Cooper (Brewers), Doug DeCinces (Angels), Eddie Murray (Orioles), Cal Ripken (Orioles), Manny Trillo (Indians), Lou Whitaker (Tigers), Robin Yount (Brewers); **Outfielders:** Rickey Henderson (Athletics), Reggie Jackson (Angels), Ron Kittle (White Sox), Fred Lynn (Angels), Ben Oglivie (Brewers), Jim Rice (Red Sox), Gary Ward (Twins), Willie Wilson (Royals), Dave Winfield (Yankees), Carl Yastrzemski (Red Sox); **Pitchers:** Ron Guidry (Yankees), Rick Honeycutt (Rangers), Aurelio Lopez (Tigers), Tippy Martinez (Orioles), Dan Quisenberry (Royals), Bob Stanley (Red Sox), Dave Stieb (Blue Jays), Rick Sutcliffe (Indians), Matt Young (Mariners).



# 2003 ALL-STAR GAME

## American League 7, National League 6 U.S. Cellular Field, Chicago, Ill. July 15, 2003

### ALL-STAR ROSTERS

**NL—Manager:** Dusty Baker (Cubs); **Coaches:** Tony LaRussa (Cardinals), Lloyd McClendon (Pirates); **Catchers:** Paul LoDuca (Dodgers), Javy Lopez (Braves); **Infielders:** Aaron Boone (Reds), Luis Castillo (Marlins), Rafael Furcal (Braves), Marcus Giles (Braves), Todd Helton (Rockies), Mike Lowell (Marlins), Edgar Renteria (Cardinals), Scott Rolan (Cardinals), Richie Sexson (Brewers), Jose Vidro (Expos); **Outfielders:** Barry Bonds (Giants), Jim Edmonds (Cardinals), Luis Gonzalez (Diamondbacks), Geoff Jenkins (Brewers), Andruw Jones (Braves), Albert Pujols (Cardinals), Gary Sheffield (Braves), Rondell White (Padres), Preston Wilson (Rockies); **Pitchers:** Armando Benitez (Mets), Kevin Brown (Dodgers), Shawn Chacon (Rockies), Eric Gagne (Dodgers), Russ Ortiz (Braves), Mark Prior (Cubs), Jason Schmidt (Angels), John Smoltz (Braves), Billy Wagner (Astros), Mike Williams (Pirates), Woody Williams (Cardinals), Dontrelle Willis (Marlins), Randy Wolf (Phillies), Kerry Wood (Cubs).

**AL—Manager:** Mike Scioscia (Angels); **Coaches:** Ron Gardenhire (Twins), Jerry Manuel (White Sox); **Catchers:** Ramon Hernandez (Athletics), Jorge Posada (Yankees), Jason Varitek (Red Sox); **Infielders:** Hank Blalock (Rangers), Bret Boone (Mariners), Carlos Delgado (Blue Jays), Nomar Garciaparra (Red Sox), Jason Giambi (Yankees), Troy Glaus (Angels), Edgar Martinez (Mariners), Alex Rodriguez (Rangers), Alfonso Soriano (Yankees), Mike Sweeney (Royals); **Outfielders:** Garret Anderson (Angels), Carl Everett (White Sox), Hideki Matsui (Yankees), Melvin Mora (Orioles), Magglio Ordonez (White Sox), Manny Ramirez (Red Sox), Ichiro Suzuki (Mariners), Vernon Wells (Blue Jays), Dmitri Young (Tigers); **Pitchers:** Lance Carter (Devil Rays), Roger Clemens (Yankees), Brendan Donnelly (Angels), Keith Foulke (Athletics), Eddie Guardado (Twins), Roy Halladay (Blue Jays), Shigetoshi Hasegawa (Mariners), Esteban Loaiza (White Sox), Mike MacDougal (Royals), Jamie Moyer (Mariners), Mark Mulder (Athletics), CC Sabathia (Indians), Barry Zito (Athletics).

NATIONAL (3)	ab	r	h	bi	AMERICAN (13)	ab	r	h	bi
Renteria (Cardinals), ss	2	0	0	0	Suzuki (Mariners), rf	1	1	0	0
Furcal (Braves), ph-ss	3	1	1	0	Ordonez (White Sox), ph-rf	1	0	0	0
Edmonds (Cardinals), cf	2	0	1	0	Soriano (Yankees), 2b	3	0	0	0
Jones (Braves), ph-cf	2	2	2	3	Giambi (Yankees), 1b	1	1	1	1
Pujols (Cardinals), lf	3	0	1	1	Delgado (Blue Jays), 1b	3	0	1	1
Gonzalez (Diamondbacks), lf	1	0	1	0	Hernandez (Athletics), c	1	0	0	0
Bonds (Giants), dh	3	0	0	0	Rodriguez (Rangers), ss	3	1	1	0
White (Padres), ph-dh	1	0	0	0	Garciaparra (Red Sox), ss	1	0	0	0
Sheffield (Braves), rf	1	1	0	0	Anderson (Angels), lf	4	1	3	2
Wilson (Rockies), rf	2	0	1	0	Mora (Orioles), pr-f	0	1	0	0
Helton (Rockies), 1b	2	1	1	2	Martinez (Mariners), dh	2	0	0	0
Sexson (Brewers), 1b	2	0	0	0	Everett (White Sox), ph-dh	1	0	0	0
Rolan (Cardinals), 3b	2	1	1	0	Matsui (Yankees), cf	2	0	1	0
Lowell (Marlins), 3b	1	0	1	0	Wells (Blue Jays), pr-cf	2	1	1	1
Boone (Reds), ph-3b	1	0	0	0	Glaus (Angels), 3b	3	0	0	0
Lopez (Braves), c	2	0	0	0	Blalock (Rangers), ph-3b	1	1	1	2
Lo Duca (Dodgers), ph-c	2	0	1	0	Posada (Yankees), c	2	0	0	0
Vidro (Expos), 2b	2	0	0	0	Boone (Mariners), 2b	2	0	0	0
Castillo (Marlins), 2b	2	0	0	0					
<b>TOTALS</b>	<b>36</b>	<b>6</b>	<b>11</b>	<b>6</b>	<b>TOTALS</b>	<b>33</b>	<b>7</b>	<b>9</b>	<b>7</b>

#### R H E LOB

National League	0	0	0	5	0	1	0	—	6	11	1	4		
American League	0	0	1	0	0	2	1	3	x	—	7	9	0	5

E—Furcal (NL) (1). DP—American 2 (Rodriguez to Boone to Giambi; Garciaparra to Giambi). LOB—National 4, American 5. Scoring Position—National, 3 for 4; American, 4 for 7. 2B—A. Jones (1), Lowell (NL) (1), G.Anderson (1), Wells (AL) (1). HR—A.Jones (1), Helton (NL) (1), Ja.Giambi (1), G.Anderson (1), Blalock (AL) (1). GDP—White (NL), Sexson (NL).

National League	IP	H	R	ER	BB	SO	#Pit	ERA
Schmidt (Giants)	2.0	1	0	0	0	3	26	0.00
Wolf (Phillies)	1.0	1	1	1	1	2	17	9.00
Wood (Cubs)	1.0	1	0	0	0	2	16	0.00
Ortiz (Braves)	1.0	0	0	0	1	2	21	0.00
W.Williams (Cardinals)	1.0	2	2	2	0	1	15	18.00
Wagner (Astros), (H,1)	1.0	1	1	1	0	0	10	9.00
Gagne (Dodgers), (L,0-1;BS,1)	1.0	3	3	3	0	1	24	27.00

American League	IP	H	R	ER	BB	SO	#Pit	ERA
Loaiza (White Sox)	2.0	1	0	0	0	1	27	0.00
Clemens (Yankees)	1.0	0	0	0	0	2	15	0.00
Moyer (Mariners)	1.0	0	0	0	0	1	10	0.00
Hasegawa (Mariners)	0.2	3	4	4	1	1	23	54.00
Guardado (Twins)	0.1	2	1	1	0	0	8	27.00
Mulder (Athletics)	2.0	5	1	1	0	1	33	4.50
Donnelly (Angels), (W,1-0)	1.0	0	0	0	0	1	11	0.00
Foulke (Athletics), (S,1)	1.0	0	0	0	0	0	14	0.00

HBP—Martinez by Schmidt (NLS). WP—Wolf. T—2:38. A—47,609. Umpires—HP, Tim McClelland. 1B, Larry Young. 2B, Gary Darling. 3B, Gary Cederstrom. LF, Mark Carlson. RF, Bill Welke.

\*Most Valuable Player: Garrett Anderson (Angels)



Sox All-Stars Esteban Loaiza, Magglio Ordonez and Carl Everett.



Esteban Loaiza became the first White Sox pitcher since Early Wynn in 1959 to start an All-Star Game. Loaiza threw 2.0 scoreless IP.

# RECORDS



Paul Konerko, Frank Thomas and Magglio Ordonez (L-R) were teammates from 1999-2004. Thomas is the White Sox all-time home run leader with 448, Konerko ranks second with 432, and Ordonez is fifth with 187.

# TEAM RECORDS

## OVERALL WINS

100.....	1917
99.....	2005
99.....	1983
98.....	1964
96.....	1920

## HOME WINS

57.....	1917
55.....	1972
55.....	1983
54.....	2008
54.....	1906

## ROAD WINS

52.....	2005
49.....	2000
49.....	1993
49.....	1954
48.....	1953

## AL EAST WINS

49.....	1982
48.....	1993
47.....	1992
47.....	1990
45.....	1991

## AL CENTRAL WINS

52.....	2005
44.....	2008
42.....	2003
42.....	2001
40.....	Three times

## AL WEST WINS

55.....	1983
51.....	1977
48.....	1978
48.....	1972
48.....	1971

## NL EAST WINS

8.....	2013
8.....	2010
7.....	2016
6.....	2004
5.....	2002

## NL CENTRAL WINS

14.....	2006
12.....	2001
12.....	2000
10.....	2009
9.....	Twice

## OVERALL WIN PCT.

.649 (100-54).....	1917
.629 (88-52).....	1919
.623 (96-58).....	1920
.616 (93-58).....	1906
.611 (99-63).....	Twice

## HOME WIN PCT.

.740 (57-20).....	1917
.705 (55-23).....	1972
.701 (54-23).....	1906
.679 (55-26).....	1983
.675 (52-25).....	1920

## ROAD WIN PCT.

.642 (52-29).....	2005
.636 (49-28).....	1954
.623 (48-29).....	1953
.610 (47-30).....	1959
.605 (49-32).....	Twice

## AL EAST WIN PCT.

.606 (20-13).....	2005
.597 (37-25).....	1996
.583 (21-15).....	2003
.583 (49-35).....	1982
.576 (19-14).....	2016

## AL CENTRAL WIN PCT.

.703 (52-22).....	2005
.603 (44-29).....	2008
.592 (29-20).....	2000
.558 (29-23).....	1995
.553.....	Three times

## AL WEST WIN PCT.

.705 (55-23).....	1983
.636 (21-12).....	2015
.632 (24-14).....	1994
.603 (47-31).....	1990
.590 (46-32).....	1993

## NL EAST WIN PCT.

.889 (8-1).....	2010
.500 (8-8).....	2013
.500 (6-6).....	2004
.438 (7-9).....	2016
.417 (5-7).....	2002

## NL CENTRAL WIN PCT.

.778 (14-4).....	2006
.778 (7-2).....	2010
.667 (6-3).....	2008
.667 (12-6).....	2001
.667 (12-6).....	2000

## NL WEST WINS

9.....	2005
8.....	2014
6.....	2011
6.....	2008
6.....	2003

## VS. LHP WINS

40.....	1990
40.....	1964
37.....	1983
35.....	1963
32.....	1956

## VS. RHP WINS

79.....	2005
74.....	2000
71.....	1961
71.....	1960
69.....	1959

## DAY WINS (1939-)

65.....	1957
65.....	1954
62.....	1959
60.....	1956
59.....	1955

## NIGHT WINS

72.....	1990
69.....	2000
69.....	1993
66.....	1983
64.....	Twice

## ONE-RUN WINS

38.....	1972
38.....	1967
35.....	2005
35.....	1959
35.....	1908

## EXTRA-INNING WINS

15.....	1991
15.....	1965
14.....	1966
13.....	2015
13.....	1920

## MONTHLY WINS

23.....	September 1905
22.....	11 times

## NL WEST WIN PCT.

.750 (9-3).....	2005
.667 (6-3).....	2011
.667 (2-1).....	2009
.667 (6-3).....	2008
.500.....	Twice

## VS. LHP WIN PCT.

.677 (21-10).....	2000
.667 (30-15).....	1954
.661 (37-19).....	1983
.615 (40-25).....	1990
.615 (24-15).....	1955

## VS. RHP WIN PCT.

.637 (65-37).....	1953
.632 (79-46).....	2005
.625 (65-39).....	1972
.624 (58-35).....	1964
.613 (68-43).....	1965

## DAY WIN PCT.

.649 (37-20).....	2005
.647 (48-26).....	1965
.647 (33-18).....	1983
.636 (21-12).....	1994
.633.....	Twice

## NIGHT WIN PCT.

.689 (31-14).....	1955
.651 (69-37).....	2000
.605 (46-30).....	1960
.604 (29-19).....	1954
.602 (50-33).....	1964

## ONE-RUN WIN PCT.

.700 (35-15).....	1959
.655 (38-20).....	1972
.648 (35-19).....	2005
.622 (28-17).....	1983
.615 (32-20).....	1905

## EXTRA-INNING WIN PCT.

.917 (11-1).....	1906
.833 (10-2).....	1945
.800 (12-3).....	1959
.737 (14-5).....	1920
.727 (8-3).....	1983

## MONTHLY WIN PCT.

.840 (21-4).....	Aug. 1906
.800 (20-5).....	May 1951
.786 (22-6).....	Sept. 1983
.786 (22-6).....	July 1977
.750 (18-6).....	Sept. 1926

## Interleague Information

The White Sox are 200-163 (.551) all-time in interleague play, the fourth-best winning percentage in baseball, and have gone 96-74 (.565) since 2008. The Sox are 104-76 at home and 96-87 on the road vs. National League teams. They have hit 448 home runs, the second-highest total in baseball behind Toronto (475). Jim Thome (64) and Paul Konerko (60) rank 1-2 in major-league history in interleague home runs.

# TEAM RECORDS

## APRIL WINS

17	.....2016
17	.....2006
17	.....2005
17	.....2000
16	.....2002

## MAY WINS

20	.....1963
20	.....1951
20	.....1901
19	.....1965
19	.....1954

## JUNE WINS

22	.....1961
21	.....1964
21	.....1956
20	.....2000
19	.....Four times

## JULY WINS

22	.....1977
22	.....1920
22	.....1919
22	.....1916
20	.....Four times

## AUGUST WINS

22	.....1983
22	.....1965
22	.....1956
22	.....1917
21	.....Five times

## SEPT./OCT. WINS

27	.....1905
24	.....1983
24	.....1904
22	.....1906
20	.....1993

## FIRST-HALF WINS

57	.....2006
57	.....2005
55	.....2000
54	.....2008
54	.....1977

## SECOND-HALF WINS

59	.....1983
54	.....1964
51	.....1959
49	.....1993
49	.....1965

## APRIL WIN PCT.

.857	(6-1)	.....1919
.778	(7-2)	.....1920
.769	(10-3)	.....1966
.750	(9-3)	.....1935
.714	(10-4)	.....1912

## MAY WIN PCT.

.800	(20-5)	.....1951
.750	(18-6)	.....1919
.741	(20-7)	.....1901
.708	(17-7)	.....1907
.696	(16-7)	.....Twice

## JUNE WIN PCT.

.741	(20-7)	.....2000
.731	(19-7)	.....1915
.720	(18-7)	.....2005
.714	(15-6)	.....1902
.708	(19-8)	.....2006

## JULY WIN PCT.

.786	(22-6)	.....1977
.741	(20-7)	.....1959
.704	(19-8)	.....1991
.692	(18-8)	.....2010
.690	(20-9)	.....1960

## AUGUST WIN PCT.

.840	(21-4)	.....1906
.724	(21-8)	.....1954
.710	(22-9)	.....1983
.710	(22-9)	.....1917
.700	(21-9)	.....1959

## SEPT./OCT. WIN PCT.

.800	(24-6)	.....1983
.750	(18-6)	.....1926
.720	(18-7)	.....1998
.714	(20-8)	.....1916
.688	(22-10)	.....1987

## FIRST-HALF WIN PCT.

.663	(57-29)	.....2005
.647	(57-31)	.....2006
.632	(55-32)	.....2000
.628	(49-29)	.....1957
.615	(48-30)	.....1990

## SECOND-HALF WIN PCT.

.694	(59-26)	.....1983
.671	(51-25)	.....1959
.645	(49-27)	.....1993
.614	(54-34)	.....1964
.610	(47-30)	.....1963

## BEST HOMESTANDS

7-0	July 5-11, 2010	.....K.C./LAA
7-0	June 3-9, 2008	.....K.C./Min.
7-0	Sept. 5-11, 1983	.....Oak./Calif.
7-0	April 18-26, 1972	.....Tex./K.C./Cle.
7-0	May 12-16, 1965	.....K.C./LAA
6-0	August 20-26, 2012	.....Sea./NYY
6-0	July 13-19, 1989	.....Mil./NYY
16-1	June 5-21, 1908	.....Wash./Phi./NYY/Bos.
15-1	June 13-25, 1961	.....LAA/Min./Cle./Wash./Det.
15-1	July 27-August 13, 1906	.....Wash./Phi./NYY/Bos.

## BEST ROAD TRIPS

7-0	June 12-18, 2000	.....Cle./NYY
6-0	June 22-27, 1990	.....Oak./Cal.
5-0	April 11-17, 1982	.....NYY/Bos./Bal.
11-0	May 15-27, 1951	.....Bos./NYY/Wash./Phi./Cle.
10-1	August 13-22, 1965	.....Bos./Wash./KC
8-1	June 11-20, 2010	.....Chi.-NL/Pit./Wash.
8-1	April 18-May 1, 1912	.....STL/Cle./Det.
7-1	July 23-30, 2015	.....Cle./Bos.
6-1	August 15-22, 2013	.....Min./K.C.
6-1	June 25-July 1, 2007	.....T.B./K.C.
6-1	June 12-18, 2006	.....Tex./Cin.
6-1	June 26-July 2, 1995	.....Min./Mil./K.C.
6-1	July 5-10, 1994	.....Det./Mil.
6-1	April 8-17, 1991	.....Bal./Det./NYY
6-1	August 10-16, 1962	.....K.C./Cle.
6-1	April 23-30, 1919	.....STL/Det.

## BEST HOME RECORDS, OPPONENT

12-0	St. Louis	.....1915
11-0	Boston	.....1960
11-0	Washington	.....1944
9-0	California	.....1965
9-0	Kansas City A's	.....1964
7-0	Seattle	.....2010
7-0	Seattle	.....1983
6-0	Cleveland	.....1993
6-0	Kansas City	.....1990
6-0	Milwaukee	.....1989
6-0	Cleveland	.....1984
6-0	Baltimore	.....1982
6-0	Milwaukee	.....1972

## BEST ROAD RECORDS, OPPONENT

6-0	Kansas City	.....1997
6-0	Milwaukee	.....1990
6-0	California	.....1980
5-0	Detroit	.....1992

## Perfect Homestands

The White Sox recorded the seventh perfect homestand in franchise history (six games or more) on August 20-26, 2012, sweeping three-game series from the Yankees and Seattle. The Sox also have accomplished the feat in 2010 (7-0 vs. Kansas City and Los Angeles-AL), 2008 (7-0 vs. Kansas City and Minnesota), 1989 (6-0 vs. Milwaukee and New York), 1983 (7-0 vs. Oakland and California), 1972 (7-0 vs. Texas, Kansas City and Cleveland) and 1965 (7-0 vs. Kansas City and Los Angeles).



# TEAM RECORDS

## SEASON

Highest Batting Average .....	295 (1920)
Most .300 Hitters (min. 300 AB).....	5 (1920, '24, '36, '37)
Lowest Batting Average.....	.211 (1910)
Most At-Bats .....	5,657 (2006)
Most Hits.....	1,615 (2000)
Most Singles.....	1,199 (1936)
Most Doubles.....	325 (2000)
Most Triples .....	102 (1915)
Most Home Runs.....	242 (2004)
Most Extra-Base Hits.....	574 (2000)
Most Consecutive Games With Home Run .....	17 (2000, 28 HR)
Most Grand Slams.....	12 (2008)
Most Pinch-Hit Home Runs .....	9 (1984)
Most Total Bases .....	2,654 (2000)
Highest Slugging Percentage.....	.470 (2000)
Most RBI.....	926 (2000)
Most Runs .....	978 (2000)
Most Strikeouts.....	1,362 (2014)
Most Bases On Balls .....	702 (1949)
Most Stolen Bases.....	280 (1901)
Fewest Stolen Bases.....	19 (1950)
Most Sacrifice Hits.....	270 (1915)
Most Sacrifice Flies .....	69 (1992)
Highest Fielding Percentage.....	.988 (2012)
Fewest Errors .....	70 (2012)
Most Consecutive Errorless Games .....	12 (2016)
Most Errors.....	345 (1901)
Most Passed Balls .....	45 (1965)
Most Double Plays.....	190 (2000)
Lowest Earned Run Average.....	1.99 (1905)
Highest Earned Run Average.....	5.41 (1934)
Most Complete Games.....	134 (1904)
Most Shutouts.....	32 (1906)
Most Saves.....	68 (1990)
Most Strikeouts (Opponents).....	1,359 (2015)
Fewest Walks Issued.....	255 (1906)
Most Walks Issued .....	734 (1950)
Most Players Used .....	50 (1932, 2016)
Fewest Players Used.....	19 (1905)
Most Pitchers Used .....	28 (2016)
Fewest Pitchers Used.....	6 (1905)

## SINGLE-GAME

Runs .....	29, April 23, 1955 at Kansas City*
Runs (Inning).....	13, 4th, Sept. 26, 1943 vs. Washington
Hits .....	29, April 23, 1955 at Kansas City
Singles.....	21, April 23, 1981 vs. Baltimore
Doubles.....	10, Sept. 4, 2012 vs. Minnesota
Triples.....	6, Sept. 9, 1901 (Game 2) vs. Boston; Sept. 15, 1901 vs. Milwaukee; Sept. 17, 1920 vs. New York
Home Runs.....	7, June 25, 2016 vs. Toronto; April 23, 1955 at Kansas City
Extra-Base Hits.....	13, June 8, 2004 vs. Philadelphia
Grand Slams.....	2, May 1, 1901 vs. Detroit (MacFarland, Hoy); Sept. 4, 1995 at Texas (Ventura 2)
Pinch-Hit Home Runs.....	2, July 6, 1980 vs. Oakland (Lamar Johnson, Greg Pryor)
Stolen Bases .....	11, July 2, 1909 vs. St. Louis
Strikeouts.....	21, March 31, 1996 at Seattle
Errors.....	12, May 6, 1903 vs. Detroit
Left On Base.....	21, Sept. 19, 2010 vs. Detroit
Double Plays .....	6, August 7, 2009 vs. Cleveland; Sept. 2, 1973 vs. California
Shortest Game .....	1:08, August 29, 1915, Sox 5, Philadelphia 0

\*American League record

FRONT OFFICE

FIELD STAFF

PLAYERS

OPPONENTS

2018 REVIEW

HISTORY

RECORDS

MINOR LEAGUES

MEDIA/MISC.

# INDIVIDUAL RECORDS

## SINGLE-GAME

Hits	6, Alex Rios, July 9, 2013 at Detroit; Lance Johnson, September 23, 1995 at Minnesota; Floyd Robinson, July 22, 1962 at Boston; Hank Steinbacher, June 22, 1938 vs. Washington; Rip Radcliff, July 18, 1936 at Philadelphia #
Doubles	4, Mike Kreevich, September 4, 1937 at Detroit; Marv Owen, April 23, 1939 vs. St. Louis #
Triples	3, Lance Johnson, September 23, 1995 at Minnesota #
Home Runs	4, Pat Seerey, July 18, 1948 at Philadelphia (11 innings) #
Grand Slams	2, Robin Ventura, September 4, 1995 at Texas #
Total Bases	16, Pat Seerey, July 18, 1948 at Philadelphia (11 innings) #
RBI	8, Robin Ventura, September 4, 1995 at Texas; Jim Spencer (twice), May 14, 1977 vs. Cleveland and July 2, 1977 vs. Minnesota; Tommy McCraw, May 24, 1967 at Minnesota; Carl Reynolds, July 2, 1930 at New York;
RBI (Inning)	6, Sam Melee, June 10, 1952 at Philadelphia #
Stolen Bases	4, Scott Podsednik, May 1, 2006 vs. Cleveland, May 7, 2005 vs. Baltimore and May 14, 2005 at Toronto; Lou Frazier, April 19, 1998 at Toronto; George Davis, June 14, 1905; Jimmy Callahan, September 16, 1905 vs. St. Louis
Walks	5, Tony Muser, July 3, 1973 at Texas; Frank Thomas, June 5, 1996 at Boston; Jim Thome, April 19, 2007 vs. Texas
Strikeouts (hitter, nine-inning game)	5, Jim Landis, July 28, 1957 at Baltimore #
Strikeouts (pitcher)	16, Jack Harshman, July 25, 1954 at Boston
Consecutive Strikeouts (pitcher)	7, Carlos Rodon, September 30, 2016 vs. Minnesota; Joe Cowley, May 28, 1986 at Texas (AL records to begin a game)
Walks (pitcher)	12, Vallie Eaves, April 22, 1940 vs. Detroit

#Tied American League record

## SINGLE-SEASON BATTING

Most Games	163, Albert Belle (1998), Greg Walker (1985), Don Buford (1963)
Most At-Bats	661, Orlando Cabrera (2008)
Most Runs	135, John Mostil (1925)
Most Hits	224, Eddie Collins (1920)
Most Singles	170, Eddie Collins (1920)
Most Doubles	48, Albert Belle (1998)
Most Triples	21, Joe Jackson (1916)
Most Home Runs	49, Albert Belle (1998)
Most Right-Handed Home Runs	49, Albert Belle (1998)
Most Left-Handed Home Runs	42, Jim Thome (2006)
Most Home Home Runs	30, Frank Thomas (2000)
Most Road Home Runs	25, Frank Thomas (1995)
Most Rookie Home Runs	35, Ron Kittle (1983)
Most Home Runs, One Month	16, Albert Belle (1998)
Most Grand Slams	4, Albert Belle (1997), Alexei Ramirez (2008)
Most Total Bases	399, Albert Belle (1998)
Most Sacrifice Hits	44, Buck Weaver (1916)
Most Sacrifice Flies	15, Albert Belle (1998), Magglio Ordonez (2000)
Most Stolen Bases	77, Rudy Law (1983)
Most Times Caught Stealing	29, Eddie Collins (1923)
Most Bases On Balls	138, Frank Thomas (1991)
Most Intentional Bases on Balls	29, Frank Thomas (1995)
Most Strikeouts	222, Adam Dunn (2012)
Fewest Strikeouts	11, Nellie Fox (1958)
Most Times Hit By Pitch	23, Minnie Minoso (1956), Carlos Quentin (2011)
Most RBI	152, Albert Belle (1998)
Longest Hitting Streak	28 games, Carlos Lee (2004)
Most Consecutive Hits	10, Frank Thomas (1997), Rip Radcliff (1938), Harry McCurdy (1926)
Most Consecutive Games with a Home Run	5, seven players, last A.J. Pierzynski (2012)
Most Consecutive Games With An RBI	13, Taffy Wright (1941)
Grounded Into Most Double Plays	29, George Bell (1992)
Grounded Into Fewest Double Plays	1, Alejandro De Aza (2012)
Most Pinch Hits	21, Smoky Burgess (1966)
Most Pinch-Hit Home Runs	3, Oscar Gamble (1977), John Romano (1959), Ron Northey (1956)

## White Sox Score In Every Inning

The White Sox became the eighth team in American League history to score in all eight innings of a game on September 12, 2016 vs. Cleveland. The Sox also accomplished the feat on May 11, 1949 vs. Boston. No AL team ever has scored in all nine innings.

# INDIVIDUAL RECORDS

## SINGLE-SEASON PITCHING

Most Games	88, Wilbur Wood (1968)
Most Games, Left-Hander	88, Wilbur Wood (1968)
Most Games, Right-Hander	82, Eddie Fisher (1965)
Most Games Started	49, Wilbur Wood (1972), Ed Walsh (1908)
Most Complete Games	42, Ed Walsh (1908)
Most Games Finished	73, Bobby Thigpen (1990)
Most Games Finished, Left-Hander	62, Wilbur Wood (1970)
Most Games Finished, Right-Hander	73, Bobby Thigpen (1990)
Most Innings	464.0, Ed Walsh (1908)
Most Wins	40, Ed Walsh (1908)
Most Wins By a Rookie	21, Reb Russell (1913)
Most Losses	25, Patrick Flaherty (1903)
Highest Winning Percentage	.857, Jason Bere (12-2, 1994)
Most Consecutive Wins	13, LaMarr Hoyt (1983)
Most Consecutive Wins to Start Season	9, C. Sale (2016), J. Contreras (2006), L. Hoyt (1982), O. Grove (1943), L. Williams (1917)
Most Consecutive Losses	14, Howard Judson (1949)
Most Saves	57, Bobby Thigpen (1990)
Most Walks	147, Vern Kennedy (1936)
Most Strikeouts	274, Chris Sale (2015)
Most Shutouts	12, Ed Walsh (1908)
Most 1-0 Shutouts Won	5, Reb Russell (1913)
Most Shutouts Lost	8, Ed Walsh (1907), Patsy Flaherty (1903)
Most 1-0 Shutouts Lost	4, Billy Pierce (1955)
Most Runs	182, Dickie Kerr (1921)
Most Earned Runs	162, Dickie Kerr (1921)
Most Hits	381, Wilbur Wood (1973)
Most Hit Batsmen	16, Jim Scott (1909) and Clark Griffith (1902)
Most Wild Pitches	20, Jose Contreras (2005) and Freddy Garcia (2005)
Most Home Runs	38, Floyd Bannister (1987)
Lowest Earned Run Average	1.52, Doc White (1906)
Most Consecutive Scoreless Innings	45.0, Doc White (1904)

## CAREER BATTING

Most Years	20, Luke Appling
Most At Bats	8,857, Luke Appling
Most Runs	1,327, Frank Thomas
Most Hits	2,749, Luke Appling
Most Singles	2,162, Luke Appling
Most Doubles	447, Frank Thomas
Most Triples	104, Nellie Fox and Shano Collins
Most Home Runs	448, Frank Thomas
Most Right-Handed Home Runs	448, Frank Thomas
Most Left-Handed Home Runs	221, Harold Baines
Most Career Grand Slams	10, Paul Konerko and Robin Ventura
Most Total Bases	4,010, Paul Konerko
Most Stolen Bases	368, Eddie Collins
Most Walks	1,466, Frank Thomas
Most Runs Batted In	1,465, Frank Thomas
Most Pinch Hits	87, Jerry Hairston

## CAREER PITCHING

Most Years	21, Ted Lyons
Most Games	669, Red Faber
Most Innings	4,161.0, Ted Lyons
Most Wins	260, Ted Lyons
Most Years With 20 or More Wins	4, Wilbur Wood, Red Faber, Ed Walsh
Most Losses	230, Ted Lyons
Most Consecutive Wins	17, Jose Contreras (2005-06)
Most Walks	1,213, Red Faber
Most Strikeouts	1,796, Billy Pierce
Most Shutouts	57, Ed Walsh
Most 1-0 Shutouts	13, Ed Walsh

FRONT OFFICE

FIELD STAFF

PLAYERS

OPPONENTS

2018 REVIEW

HISTORY

RECORDS

MINOR LEAGUES

MEDIA/MISC.

# TEAM SEASON BATTING LEADERS

## AVERAGE

295.....	1920
292.....	1936
289.....	1926
288.....	1924
287.....	1994
287.....	1919
286.....	2000
284.....	1925
283.....	1921
281.....	1996

## AT-BATS

5,657.....	2006
5,646.....	2000
5,644.....	1999
	1996
5,633.....	1977
5,594.....	1991
5,585.....	1998
5,577.....	1974
5,575.....	1982
5,556.....	1961

## RUNS

978.....	2000
920.....	1936
898.....	1996
868.....	2006
865.....	2004
861.....	1998
856.....	2002
844.....	1977
819.....	1901
811.....	Two teams tied

## HITS

1,615.....	2000
1,597.....	1936
1,586.....	2006
	1996
1,574.....	1920
1,568.....	1977
1,563.....	1999
1,523.....	1982
1,516.....	1998
1,512.....	1924

## TOTAL BASES

2,654.....	2000
2,625.....	2006
2,529.....	2004
2,521.....	1996
2,502.....	1977
2,485.....	2008
2,477.....	1998
2,473.....	2002
2,463.....	2001
2,446.....	2003

## DOUBLES

325.....	2000
314.....	1926
303.....	2003
300.....	2001
299.....	1925
298.....	1999
296.....	2008
291.....	2006
	1998
290.....	1979

## TRIPLES

102.....	1915
100.....	1916
98.....	1920
92.....	1911
90.....	1930
89.....	1901
82.....	1921
81.....	1917
80.....	1912
77.....	1928

## HOME RUNS

242.....	2004
236.....	2006
235.....	2008
220.....	2003
217.....	2002
216.....	2000
214.....	2001
211.....	2012
200.....	2005
198.....	1998

## RUNS BATTED IN

926.....	2000
862.....	1936
860.....	1996
839.....	2006
823.....	2004
819.....	2002
809.....	1977
806.....	1998
785.....	2008
770.....	2001

## EXTRA-BASE HITS

574.....	2000
547.....	2006
545.....	2004
544.....	2008
543.....	2001
542.....	2003
535.....	2002
527.....	1998
512.....	1996
498.....	1977

## SACRIFICE HITS

270.....	1915
248.....	1923
241.....	1905
236.....	1908
235.....	1927
	1917
232.....	1924
	1922
	1909
231.....	1925

## SACRIFICE FLIES

69.....	1992
63.....	1977
62.....	1996
61.....	2000
	1993
60.....	1997
59.....	1998
	1960
57.....	2006
	1978

## HIT-BY-PITCH

84.....	2011
79.....	2010
	2005
75.....	1956
71.....	1915
68.....	1957
65.....	2012
63.....	2008
	2004
62.....	Three teams tied

## WALKS

702.....	1949
701.....	1996
684.....	1936
662.....	1925
633.....	1957
622.....	1992
620.....	1962
619.....	1956
611.....	1975
610.....	1991

## INTENTIONAL WALKS

69.....	1972
68.....	1996
62.....	1965
58.....	1964
56.....	1967
54.....	1995
53.....	1975
52.....	1993
51.....	1989
50.....	Four teams tied

## STRIKEOUTS

1,362.....	2014
1,285.....	2016
1,231.....	2015
1,207.....	2013
1,203.....	2012
1,149.....	2007
1,056.....	2006
1,030.....	2004
1,022.....	2009
1,016.....	2008

## STOLEN BASES

280.....	1901
265.....	1902
233.....	1915
219.....	1917
216.....	1904
214.....	1906
211.....	1909
209.....	1908
205.....	1912
201.....	1911

## ON-BASE PERCENTAGE

.373.....	1936
.369.....	1925
.366.....	1994
.365.....	1924
.361.....	1926
.360.....	1996
.357.....	1920
.356.....	2000
.354.....	1995
.351.....	1919

## SLUGGING PERCENTAGE

.470.....	2000
.464.....	2006
.457.....	2004
.451.....	2001
.449.....	2002
.448.....	2008
.447.....	1996
.446.....	2003
.444.....	1977
.444.....	1994

## ON-BASE+SLUGGING

.826.....	2000
.810.....	1994
.807.....	1996
.806.....	2006
.790.....	2004
.788.....	1977
.787.....	2002
.785.....	2001
.785.....	1995
.782.....	1998

## Largest Shutout Margin

The White Sox have recorded two 17-0 shutout victories in their history. The first came on September 19, 1925 (Game 2) at Washington and the second on July 5, 1987 at Cleveland. The most lopsided defeat in franchise history was a 19-0 loss on May 10, 2002 at Anaheim.

# TEAM SEASON PITCHING LEADERS

## EARNED RUN AVERAGE

1.99.....	1905
2.03.....	1910
2.05.....	1909
2.13.....	1906
2.16.....	1917
2.22.....	1907
2.22.....	1908
2.30.....	1904
2.33.....	1913
2.36.....	1916

## COMPLETE GAMES

134.....	1904
131.....	1905
117.....	1906
116.....	1902
115.....	1909
114.....	1903
112.....	1907
110.....	1901
109.....	1920
107.....	1908

## SHUTOUTS

32.....	1906
26.....	1909
	1904
24.....	1967
23.....	1954
	1910
	1908
22.....	1966
	1917
21.....	1963

## STRIKEOUTS

1,359.....	2015
1,270.....	2016
1,249.....	2013
1,246.....	2012
1,220.....	2011
1,152.....	2014
1,149.....	2010
1,147.....	2008
1,119.....	2009
1,056.....	2003

## QUALITY STARTS

104.....	1963
103.....	1964
101.....	1971
99.....	1954
98.....	2015
	2003
97.....	1946
95.....	2016
	2005
	1966

## SAVES

68.....	1900
54.....	2005
53.....	1965
52.....	1997
	1992
51.....	2001
48.....	1993
	1983
46.....	2006
	1989

## SAVE PERCENTAGE

94.3.....	1900
93.8.....	2005
87.5.....	1965
85.5.....	1992
83.3.....	1997
83.0.....	2001
82.8.....	1983
80.0.....	1993
	1989
78.4.....	Two teams tied

## HOLDS

89.....	2013
87.....	2014
86.....	2016
79.....	2005
74.....	2008
73.....	2007
72.....	2011
67.....	2000
65.....	2012
64.....	2006

## OPPONENTS AVERAGE

.219.....	1967
.226.....	1966
.226.....	1904
.226.....	1964
.231.....	1965
.236.....	1968
.238.....	1952
.239.....	1963
.239.....	1991
.242.....	1959

## STRIKEOUTS/9.0 IP

8.42.....	2015
7.90.....	2016
7.76.....	2012
7.73.....	2013
7.52.....	2011
7.20.....	2014
7.15.....	2010
7.08.....	2008
7.00.....	2009
6.71.....	1994

## STARTER WINS

84.....	1983
78.....	1963
76.....	1993
75.....	2005
74.....	1954
73.....	1964
72.....	2006
71.....	1977
	1957
69.....	1959

## RELIEF WINS

34.....	1960
33.....	1991
	1965
30.....	2000
29.....	1990
28.....	2001
27.....	1996
	1962
	1961
26.....	Two teams tied

## STARTER STRIKEOUTS

936.....	2015
836.....	2016
825.....	2013
773.....	2014
745.....	2008
741.....	2011
716.....	1996
711.....	1985
708.....	1993
701.....	2010

## RELIEF STRIKEOUTS

479.....	2011
444.....	2010
435.....	2009
434.....	2016
	2000
432.....	1999
424.....	2013
423.....	2015
417.....	2012
402.....	2008

## SO/BB RATIO

2.87.....	2015
2.78.....	2011
2.49.....	2008
2.48.....	2012
2.45.....	2013
2.44.....	2016
2.38.....	1964
2.34.....	2010
2.34.....	2006
2.27.....	2005

## HOME RUNS ALLOWED

224.....	2004
211.....	1998
210.....	1999
200.....	2006
195.....	2000
190.....	2002
189.....	1987
186.....	2012
185.....	2016
182.....	2013

## WALKS

734.....	1950
693.....	1949
673.....	1948
655.....	1975
628.....	1934
618.....	1979
617.....	1995
616.....	1996
614.....	2000
603.....	1947

## HIT BATSMEN

88.....	2001
69.....	2014
68.....	2016
	2012
66.....	1968
61.....	1999
60.....	2013
	2002
59.....	2007
58.....	Two teams tied

## WILD PITCHES

75.....	2014
72.....	2016
71.....	1997
68.....	1966
66.....	2012
65.....	2005
63.....	1970
	1965
62.....	2013
61.....	Two teams tied

## BALKS

30.....	1988
15.....	1989
13.....	1982
12.....	1980
11.....	1990
10.....	1998
9.....	Five teams tied

## Young Gun

Left-handed pitcher Jim Derrington became the youngest player to appear with the White Sox when he made his major-league debut on September 30, 1956 at Kansas City, just two months shy of his 17th birthday.

# SEASON BATTING LEADERS

## AVERAGE

.388	Luke Appling	1936
.382	Joe Jackson	1920
.372	Eddie Collins	1920
.360	Eddie Collins	1923
.359	Carl Reynolds	1930
.353	Frank Thomas	1994
.352	Bibb Falk	1924
.351	Joe Jackson	1919
.349	Frank Thomas	1996
	Eddie Collins	1924

## GAMES

163	Albert Belle	1998
	Greg Walker	1985
	Don Buford	1966
162	Jim Morrison	1980
	Ken Henderson	1974
	Ron Hansen	1965
161	Orlando Cabrera	2008
	Robin Ventura	1998
	Albert Belle	1997
	Dave Gallagher	1989
	Harold Baines	1982

## AT-BATS

661	Orlando Cabrera	2008
651	Juan Pierre	2010
649	Nellie Fox	1956
648	Nellie Fox	1952
640	Harold Baines	1985
639	Juan Pierre	2011
636	Jorge Orta	1976
	Nellie Fox	1955
635	Ray Durham	1998
634	Albert Belle	1997
	Ray Durham	1997

## PLATE APPEARANCES

734	Juan Pierre	2010
730	Orlando Cabrera	2008
725	Lu Blue	1931
723	Ray Durham	1998
721	Nellie Fox	1956
719	Tony Phillips	1996
718	Chico Carrasquel	1954
	Nellie Fox	1957
717	Nellie Fox	1959
716	Johnny Mostil	1925

## RUNS

135	John Mostil	1925
126	Ray Durham	1998
121	Ray Durham	2000
120	Zeke Bonura	1936
	Rip Radcliff	1936
	John Mostil	1926
	Felder Jones	1901
119	Tony Phillips	1996
	Minnie Minoso	1954
	Lu Blue	1931

## HITS

224	Eddie Collins	1920
218	Joe Jackson	1920
208	Buck Weaver	1920
207	Rip Radcliff	1936
204	Luke Appling	1936
202	Carl Reynolds	1930
	Joe Jackson	1916
201	Nellie Fox	1954
200	Albert Belle	1998
	Al Simmons	1933

## EXTRA-BASE HITS

99	Albert Belle	1998
87	Frank Thomas	2000
86	Magglio Ordonez	2002
78	Magglio Ordonez	2003
77	Jermaine Dye	2008
	Frank Thomas	2003
	Frank Thomas	1993
76	Albert Belle	1997
74	Jermaine Dye	2006
	Joe Jackson	1920

## SINGLES

170	Eddie Collins	1920
167	Nellie Fox	1954
164	Buck Weaver	1920
161	Eddie Collins	1922
	Rip Radcliff	1936
160	Luke Appling	1936
	Nellie Fox	1958
158	Nellie Fox	1956
157	Juan Pierre	2010
	Luke Appling	1940
	Nellie Fox	1952
	Nellie Fox	1955

## DOUBLES

48	Albert Belle	1998
47	Magglio Ordonez	2002
46	Magglio Ordonez	2003
	Frank Thomas	1992
45	Albert Belle	1997
	Floyd Robinson	1962
44	Frank Thomas	2000
	Ivan Calderon	1990
	Chet Lemon	1979
43	Bibb Falk	1926
	Earl Sheely	1925

## TRIPLES

21	Joe Jackson	1916
20	Joe Jackson	1920
18	Minnie Minoso	1954
	Carl Reynolds	1930
	Jack Fournier	1915
	Harry Lord	1911
17	Joe Jackson	1917
	Eddie Collins	1916
	Shano Collins	1915
	Sam Mertes	1901

## HOME RUNS

49	Albert Belle	1998
44	Jermaine Dye	2006
43	Frank Thomas	2000
42	Jim Thome	2006
	Frank Thomas	2003
41	Adam Dunn	2012
	Paul Konerko	2004
	Frank Thomas	1993
40	Todd Frazier	2016
	Paul Konerko	2005
	Frank Thomas	1996
	Frank Thomas	1995

## RUNS BATTED IN

152	Albert Belle	1998
143	Frank Thomas	2000
138	Zeke Bonura	1936
135	Magglio Ordonez	2002
134	Frank Thomas	1996
128	Frank Thomas	1993
	Luke Appling	1936
126	Magglio Ordonez	2000
125	Frank Thomas	1997
121	Joe Jackson	1920

## TOTAL BASES

399	Albert Belle	1998
364	Frank Thomas	2000
352	Magglio Ordonez	2002
336	Joe Jackson	1920
335	Jermaine Dye	2006
333	Frank Thomas	1993
331	Magglio Ordonez	2003
330	Frank Thomas	1996
329	Carl Reynolds	1930
324	Frank Thomas	1997

## SLUGGING PERCENTAGE

.729	Frank Thomas	1994
.655	Albert Belle	1998
.626	Frank Thomas	1996
.625	Frank Thomas	2000
.622	Jermaine Dye	2006
.611	Frank Thomas	1997
.607	Frank Thomas	1993
.606	Frank Thomas	1995
.603	Dick Allen	1972
.598	Jim Thome	2006

## ON-BASE PERCENTAGE

.487	Frank Thomas	1994
.474	Luke Appling	1936
.461	Eddie Collins	1925
.460	Eddie Collins	1915
.459	Frank Thomas	1996
.456	Frank Thomas	1997
.455	Eddie Collins	1923
.454	Frank Thomas	1995
.444	Joe Jackson	1920
.441	Eddie Collins	1924

# SEASON BATTING LEADERS

## ON-BASE+SLUGGING PCT. (OPS)

1.217	Frank Thomas.....	1994
1.085	Frank Thomas.....	1996
1.067	Frank Thomas.....	1997
1.061	Frank Thomas.....	2000
1.061	Frank Thomas.....	1995
1.055	Albert Belle.....	1998
1.033	Joe Jackson.....	1920
1.033	Frank Thomas.....	1993
1.023	Dick Allen.....	1972
1.014	Jim Thome.....	2006

## STOLEN BASES

77	Rudy Law.....	1983
68	Juan Pierre.....	2010
59	Scott Podsednik.....	2005
56	Luis Aparicio.....	1959
	Wally Moses.....	1943
53	Luis Aparicio.....	1961
	Eddie Collins.....	1917
52	Gary Redus.....	1987
	Frank Isbell.....	1901
51	Tim Raines.....	1991
	Don Buford.....	1966
	Luis Aparicio.....	1960

## WALKS

138	Frank Thomas.....	1991
136	Frank Thomas.....	1995
127	Lu Blue.....	1931
125	Tony Phillips.....	1996
122	Frank Thomas.....	1992
	Luke Appling.....	1935
121	Luke Appling.....	1949
119	Eddie Collins.....	1915
112	Frank Thomas.....	2000
	Frank Thomas.....	1993

## INTENTIONAL WALKS

29	Frank Thomas.....	1995
26	Frank Thomas.....	1996
23	Frank Thomas.....	1993
19	Ed Herrmann.....	1972
	Jim Spencer.....	1976
18	Frank Thomas.....	2000
17	Paul Konerko.....	2011
16	Dick Allen.....	1972
	Robin Ventura.....	1993
15	Three players tied	

## STRIKEOUTS

222	Adam Dunn.....	2012
189	Adam Dunn.....	2013
177	Adam Dunn.....	2011
175	Dave Nicholson.....	1963
163	Todd Frazier.....	2016
159	Tyler Flowers.....	2014
150	Sammy Sosa.....	1990
	Ron Kittle.....	1983
147	Alejandro De Aza.....	2013
	Jim Thome.....	2008
	Jim Thome.....	2006

## SACRIFICE HITS

44	Buck Weaver.....	1916
42	Buck Weaver.....	1915
40	Ike Davis.....	1925
	Eddie Collins.....	1919
	Shano Collins.....	1915
	George Davis.....	1905
39	Eddie Collins.....	1923
	Eddie Collins.....	1916
36	Harvey McClellan.....	1923
	Jiggs Donahue.....	1906
	Fielder Jones.....	1904

## SACRIFICE FLIES

15	Magglio Ordonez.....	2000
	Albert Belle.....	1998
13	Frank Thomas.....	1993
12	Frank Thomas.....	1995
	Minnie Mino.....	1961
11	Paul Konerko.....	2011
	Frank Thomas.....	1998
	Frank Thomas.....	1992
	Alan Bannister.....	1977
10	Six players tied, last	
	<b>Melky Cabrera.....</b>	<b>2015</b>

## HIT BY PITCH

23	Carlos Quentin.....	2011
	Minnie Mino.....	1956
21	Juan Pierre.....	2010
	Aaron Rowand.....	2005
	Minnie Mino.....	1957
20	Carlos Quentin.....	2010
	Carlos Quentin.....	2008
17	Carlton Fisk.....	1985
	Nellie Fox.....	1955
	Minnie Mino.....	1953

## GROUND INTO DOUBLE PLAY

29	George Bell.....	1992
28	Paul Konerko.....	2003
	Magglio Ordonez.....	2000
27	Sherm Lollar.....	1959
26	Albert Belle.....	1997
	Ivan Calderon.....	1990
25	Paul Konerko.....	2006
	Frank Thomas.....	1996
	Carlos May.....	1970
24	Magglio Ordonez.....	1999

## MULTIHIT GAMES

65	Luke Appling.....	1940
64	Nellie Fox.....	1954
63	Carl Reynolds.....	1930
62	Harold Baines.....	1985
	Rip Radcliff.....	1936
	Smead Jolley.....	1930
	Johnny Mostil.....	1926
61	Luke Appling.....	1936
60	Five players tied	

## HITTING STREAKS

28	Carlos Lee.....	2004
27	Albert Belle.....	1997
	Luke Appling.....	1936
26	Guy Curtright.....	1943
25	Lance Johnson.....	1992
24	Chico Carrasquel.....	1950
23	Minnie Mino.....	1955
22	Sam Mele.....	1953
	Eddie Collins.....	1920
21	Jose Abreu.....	2014
	Frank Thomas.....	1999
	Roy Sievers.....	1960

## PINCH HITS

21	Smoky Burgess.....	1966
20	Smoky Burgess.....	1965
18	Jerry Hairston.....	1984
17	Jerry Hairston.....	1983
	Pete Ward.....	1969
15	Ron Northey.....	1956
14	Smead Jolley.....	1931
	Jerry Hairston.....	1986
	Jerry Hairston.....	1985
13	Greg Walker.....	1983

## PINCH HIT AT-BATS

66	Smoky Burgess.....	1966
65	Smoky Burgess.....	1965
62	Jerry Hairston.....	1983
60	Smoky Burgess.....	1967
59	Jerry Hairston.....	1984
53	Jerry Hairston.....	1985
47	Jerry Hairston.....	1982
46	Jerry Hairston.....	1986
	Pete Ward.....	1969

## PINCH AVERAGE

.467	Smead Jolley.....	1931
.394	Eddie Murphy.....	1920
.385	Lamar Johnson.....	1977
.385	Ron Northey.....	1956
.375	Eddie Murphy.....	1917
.371	Greg Walker.....	1983
.370	Thad Bosley.....	1980
.370	Pete Ward.....	1969
.355	Walt Dropo.....	1957
.350	Pat Kelly.....	1976

## AT-BATS PER HOME RUN

10.50	Frank Thomas.....	1994
11.67	Jim Thome.....	2006
12.25	Jermaine Dye.....	2006
12.33	Frank Thomas.....	1995
12.34	Jim Thome.....	2007
12.43	Albert Belle.....	1998
13.00	Frank Thomas.....	2003
13.15	Adam Dunn.....	2012
13.18	Frank Thomas.....	1996
13.33	Carlos Quentin.....	2008

FRONT OFFICE  
FIELD STAFF  
PLAYERS  
OPPONENTS  
2018 REVIEW  
HISTORY  
RECORDS  
MINOR LEAGUES  
MEDIANISC.

# SEASON PITCHING LEADERS

## WINS

40	Ed Walsh	1908
29	Ed Cicotte	1919
28	Ed Cicotte	1917
27	Ed Walsh	1912
	Ed Walsh	1911
	Doc White	1907
25	Red Faber	1921
	Frank Smith	1909
24	Seven players tied, last LaMarr Hoyt, 1983	

## WINNING PERCENTAGE

.857	Jason Bere (12-2)	1994
.842	Sandy Consuegra (16-3)	1954
.806	Ed Cicotte (29-7)	1919
.774	Clark Griffith (24-7)	1901
.765	Earl Caldwell (13-4)	1946
.759	Richard Dotson (22-7)	1983
.750	Chris Sale (12-4)	2014
	Bob Shaw (18-6)	1959
	Monty Stratton (15-5)	1937
	Doc White (18-6)	1906

## EARNED RUN AVERAGE

1.27	Ed Walsh	1910
1.41	Ed Walsh	1909
1.42	Ed Walsh	1908
1.52	Doc White	1906
1.53	Ed Cicotte	1917
1.58	Ed Cicotte	1913
1.60	Ed Walsh	1907
1.72	Doc White	1909
1.76	Doc White	1905
1.78	Doc White	1904

## LOSSES

25	Patsy Flaherty	1903
24	Pat Caraway	1931
21	Stan Bahnsen	1973
	Ted Lyons	1933
20	Ed Walsh	1910
	Jim Scott	1913
	Roy Wilkinson	1921
	Ted Lyons	1929
	Eddie Smith	1942
	Bill Wight	1948
	Wilbur Wood	1973
	Wilbur Wood	1975

## SAVES

57	Bobby Thigpen	1990
42	Keith Foulke	2001
41	Bobby Jenks	2006
40	Addison Reed	2013
	Bobby Jenks	2007
38	Roberto Hernandez	1996
	Roberto Hernandez	1993
37	David Robertson	2016
34	David Robertson	2015
	Dustin Hermanson	2005
	Keith Foulke	2000
	Bobby Thigpen	1989
	Bobby Thigpen	1988

## SAVE PERCENTAGE

93.3	Keith Foulke	2001
91.1	Bobby Jenks	2006
89.3	Lerrin LaGrow	1977
88.2	Bobby Jenks	2008
87.7	Bobby Thigpen	1990
87.2	Dustin Hermanson	2005
	Keith Foulke	2000
87.1	Roberto Hernandez	1997
86.4	Roberto Hernandez	1993
86.0	Bobby Jenks	2007

## HOLDS

30	Barry Jones	1990
28	Nate Jones	2016
26	Zach Duke	2015
	Matt Thornton	2012
25	Kelly Wunsch	2000
24	Jesse Crain	2011
	Matt Thornton	2009
23	Cliff Politte	2005
22	Damaso Marte	2005
	Keith Foulke	1999

## GAMES

88	Wilbur Wood	1968
83	Kelly Wunsch	2000
82	Eddie Fisher	1965
77	Bobby Thigpen	1990
	Wilbur Wood	1970
	Bob Locker	1967
76	Matt Lindstrom	2013
	Wilbur Wood	1969
74	Three pitchers tied	

## GAMES STARTED

49	Wilbur Wood	1972
	Ed Walsh	1908
48	Wilbur Wood	1973
46	Ed Walsh	1907
43	Wilbur Wood	1975
42	Wilbur Wood	1974
	Stan Bahnsen	1973
	Wilbur Wood	1971
41	Jim Kaat	1975
	Stan Bahnsen	1972
	Ed Walsh	1912

## SHUTOUTS

11	Ed Walsh	1908
10	Ed Walsh	1906
8	Wilbur Wood	1972
	Reb Russell	1913
	Ed Walsh	1909
7	Nine players tied, last Wilbur Wood	1971

## COMPLETE GAMES

42	Ed Walsh	1908
37	Frank Smith	1909
	Ed Walsh	1907
34	Frank Owen	1904
33	Ed Walsh	1911
	Ed Walsh	1910
32	Red Faber	1921
	Ed Walsh	1912
	Frank Owen	1905
31	Red Faber	1922

## QUALITY STARTS

37	Wilbur Wood	1971
33	Wilbur Wood	1972
29	Wilbur Wood	1973
	Gary Peters	1964
28	Gary Peters	1967
27	Esteban Loaiza	2003
	Jim Kaat	1975
	Jim Kaat	1974
	Red Faber	1921
26	Three pitchers tied	

## INNINGS PITCHED

464.0	Ed Walsh	1908
422.1	Ed Walsh	1907
393.0	Ed Walsh	1912
376.2	Wilbur Wood	1972
369.2	Ed Walsh	1910
368.2	Ed Walsh	1911
365.0	Frank Smith	1909
359.1	Wilbur Wood	1973
352.0	Red Faber	1922
346.2	Ed Cicotte	1917

## STRIKEOUTS

274	Chris Sale	2015
269	Ed Walsh	1908
258	Ed Walsh	1910
255	Ed Walsh	1911
254	Ed Walsh	1912
233	Chris Sale	2016
226	Chris Sale	2013
215	Gary Peters	1967
213	Javier Vazquez	2007
210	Wilbur Wood	1971

## WALKS

147	Vern Kennedy	1936
137	Billy Pierce	1950
135	Bill Wight	1948
127	Vic Frasier	1931
124	Vern Kennedy	1937
122	Wilson Alvarez	1993
119	Early Wynn	1959
117	Stan Bahnsen	1973
114	Eddie Smith	1941
112	Billy Pierce	1949
	Early Wynn	1960



# SEASON PITCHING LEADERS

## CONSECUTIVE SCORELESS IP

45.0	Doc White	1904
40.2	Ed Walsh	1910
39.2	Billy Pierce	1953
38.0	Ray Herbert	1963
37.0	Joel Horlen	1968
35.0	John Humphries	1941
33.0	Jack Harshman	1954
31.0	Wilson Alvarez	1993
30.0	Britt Burns	1981
29.0	Jesse Crain	2013
29.0	Goose Gossage	1975

## OPPONENTS AVERAGE

.187	Ed Walsh	1910
.190	Joel Horlen	1964
.199	Gary Peters	1967
.202	Eddie Cicotte	1917
.203	Frank Smith	1908
	Ed Walsh	1908
	Ed Walsh	1909
	Joel Horlen	1967
.205	Chris Sale	2014
.205	Eddie Fisher	1965

## HITS PER 9.0 IP

5.89	Ed Walsh	1910
6.07	Joel Horlen	1964
6.39	Ed Cicotte	1917
6.42	Eddie Fisher	1965
6.44	Frank Smith	1908
6.47	Gary Peters	1967
6.49	Ed Walsh	1909
6.56	Joel Horlen	1967
6.57	Doc White	1906
6.63	Frank Smith	1905

## BASERUNNERS PER 9.0 IP

7.47	Ed Walsh	1910
7.91	Ed Walsh	1908
8.28	Eddie Cicotte	1917
8.33	Doc White	1906
8.51	Reb Russell	1916
8.59	Joel Horlen	1964
8.60	Ed Walsh	1909
8.71	Frank Smith	1908
8.72	Joel Horlen	1967
8.73	Frank Smith	1909

## STRIKEOUTS PER 9.0 IP

11.82	Chris Sale	2015
10.76	Chris Sale	2014
9.49	Chris Sale	2013
9.25	Chris Sale	2016
9.16	Carlos Rodon	2016
9.00	Chris Sale	2012
8.85	Javier Vazquez	2007
8.69	Juan Pizarro	1961
8.64	Javier Vazquez	2008
8.46	Floyd Bannister	1985

## WALKS PER 9.0 IP

1.07	LaMarr Hoyt	1983
1.09	Ed Walsh	1908
1.18	Doc White	1907
1.30	Ted Lyons	1942
1.31	Nick Altrock	1907
1.31	Roy Patterson	1904
1.31	Nick Altrock	1906
1.35	Eddie Cicotte	1918
1.36	Ted Lyons	1939
1.40	Ray Herbert	1963

## STRIKEOUT-TO-WALK RATIO

6.52	Chris Sale	2015
5.33	Chris Sale	2014
5.18	Chris Sale	2016
4.91	Chris Sale	2013
4.80	Ed Walsh	1908
4.77	LaMarr Hoyt	1983
4.26	Javier Vazquez	2007
4.23	Ed Walsh	2010
<b>4.02</b>	<b>Jose Quintana</b>	<b>2015</b>
3.96	Jake Peavy	2012

## HOME RUNS ALLOWED

38	Floyd Bannister	1987
36	Mark Buehrle	2006
34	Jon Garland	2004
	James Baldwin	2000
	James Baldwin	1999
	Alex Fernandez	1996
	Kevin Tapani	1996
33	Mark Buehrle	2004
	Billy Pierce	1958
32	Two players tied	

## RELIEF WIN

15	Eddie Fisher	1965
13	Gerry Staley	1960
	Earl Caldwell	1946
12	Wilbur Wood	1968
	Hoyt Wilhelm	1964
11	Barry Jones	1990
	Clint Brown	1939
10	Cy Acosta	1973
	Wilbur Wood	1969
	Gordon Maltzberger	1944

# STATISTICAL LEADERS BY POSITION

## CAREER GAMES

1B	Paul Konerko	1,873
2B	Nellie Fox	2,098
SS	Luke Appling	2,218
3B	Robin Ventura	1,220
OF	Minnie Minoso	1,262
OF	Fielder Jones	1,158
OF	Jim Landis	1,035
C	Ray Schalk	1,721
SP	Red Faber	669
RP	Matt Thornton	512
DH	Frank Thomas	959

## HITS

1B	Zeke Bonura	194	1936
2B	Eddie Collins	222	1920
SS	Luke Appling	204	1936
3B	Buck Weaver	210	1920
OF	Joe Jackson	218	1920
OF	Rip Radcliff	207	1936
OF	Carl Reynolds	202	1930
C	A.J. Pierzynski	151	2009
P	Ted Lyons	38	1930
DH	Frank Thomas	191	2000

## DOUBLES

1B	Frank Thomas	46	1992
2B	Ray Durham	40	2001
SS	Jim Morrison	40	1980
SS	Luke Appling	42	1937
3B	Willie Kamm	39	1923
OF	Albert Belle	48	1998
OF	Magglio Ordonez	47	2002
OF	Magglio Ordonez	46	2003
C	A.J. Pierzynski	31	2008
P	Dixie Leverett	9	1922
DH	Frank Thomas	43	2000

## TRIPLES

1B	Jack Fournier	21	1916
2B	Eddie Collins	17	1916
	Sam Mertes	17	1901
SS	George Davis	15	1904
3B	Harry Lord	18	1911
OF	Joe Jackson	21	1916
OF	Joe Jackson	20	1920
OF	Minnie Minoso	18	1954
OF	Carl Reynolds	18	1930
C	Ray Schalk	9	1916
P	Hal McKain	4	1930
DH	Several with	3	

## HOME RUNS

1B	Paul Konerko	41	2004
	Frank Thomas	41	1993
2B	Alexei Ramirez	21	2008
SS	Jose Valentin	30	2004
3B	Todd Frazier	40	2016
OF	Albert Belle	49	1998
OF	Jermaine Dye	44	2006
OF	Magglio Ordonez	38	2002
C	Carlton Fisk	37	1985
P	Jack Harshman	6	1956
DH	Frank Thomas	43	2000

## RUNS BATTED IN

1B	Zeke Bonura	138	1936
2B	Sam Mertes	98	1901
SS	Luke Appling	128	1936
3B	Robin Ventura	105	1996
OF	Albert Belle	152	1998
OF	Magglio Ordonez	135	2002
OF	Magglio Ordonez	126	2000
C	Carlton Fisk	107	1985
P	Frank Smith	20	1909
DH	Frank Thomas	143	2000

# CAREER BATTING LEADERS

## GAMES

2,422	Luke Appling
2,268	Paul Konerko
2,115	Nellie Fox
1,959	Frank Thomas
1,755	Ray Schalk
1,743	Ozzie Guillen
1,670	Eddie Collins
	Harold Baines
1,513	Luis Aparicio
1,421	Carlton Fisk

## AVERAGE

.340	Joe Jackson
.331	Eddie Collins
.322	Carl Reynolds
.317	Zeke Bonura
.315	Bibb Falk
.312	Taffy Wright
.310	Luke Appling
	Rip Radcliff
.307	Frank Thomas
	Magglio Ordonez

## RUNS

1,327	Frank Thomas
1,319	Luke Appling
1,187	Nellie Fox
1,141	Paul Konerko
1,065	Eddie Collins
893	Minnie Minoso
791	Luis Aparicio
786	Harold Baines
784	Ray Durham
693	Two players tied

## HITS

2,749	Luke Appling
2,470	Nellie Fox
2,292	Paul Konerko
2,136	Frank Thomas
2,007	Eddie Collins
1,773	Harold Baines
1,608	Ozzie Guillen
1,576	Luis Aparicio
1,523	Minnie Minoso
1,345	Ray Schalk

## DOUBLES

447	Frank Thomas
440	Luke Appling
406	Paul Konerko
335	Nellie Fox
320	Harold Baines
266	Eddie Collins
260	Minnie Minoso
249	Ray Durham
245	Bibb Falk
243	Willie Kamm

## TRIPLES

104	Shano Collins
	Nellie Fox
102	Luke Appling
	Eddie Collins
82	John Mostil
79	Joe Jackson
	Minnie Minoso
77	Lance Johnson
69	Buck Weaver
68	Ozzie Guillen

## HOME RUNS

448	Frank Thomas
432	Paul Konerko
221	Harold Baines
214	Carlton Fisk
187	Magglio Ordonez
171	Robin Ventura
164	Jermaine Dye
154	Bill Melton
152	Carlos Lee
140	Ron Kittle

## RUNS BATTED IN

1,465	Frank Thomas
1,383	Paul Konerko
1,116	Luke Appling
981	Harold Baines
808	Minnie Minoso
804	Eddie Collins
762	Carlton Fisk
741	Robin Ventura
740	Nellie Fox
703	Magglio Ordonez

## TOTAL BASES

4,010	Paul Konerko
3,949	Frank Thomas
3,528	Luke Appling
3,118	Nellie Fox
2,844	Harold Baines
2,570	Eddie Collins
2,346	Minnie Minoso
2,143	Carlton Fisk
2,056	Ozzie Guillen
2,036	Luis Aparicio

## EXTRA-BASE HITS

906	Frank Thomas
846	Paul Konerko
587	Luke Appling
585	Harold Baines
474	Nellie Fox
	Minnie Minoso
442	Carlton Fisk
	Magglio Ordonez
408	Ray Durham
402	Robin Ventura

## AT-BATS

8,856	Luke Appling
8,486	Nellie Fox
8,169	Paul Konerko
6,956	Frank Thomas
6,149	Harold Baines
6,067	Ozzie Guillen
6,065	Eddie Collins
5,856	Luis Aparicio
5,304	Ray Schalk
5,011	Minnie Minoso

## WALKS

1,466	Frank Thomas
1,302	Luke Appling
965	Eddie Collins
904	Paul Konerko
668	Robin Ventura
	Nellie Fox
	Minnie Minoso
638	Ray Schalk
569	Willie Kamm
565	Harold Baines

## SLUGGING PCT.

.568	Frank Thomas
.542	Jim Thome
.525	Jermaine Dye
	Magglio Ordonez
.518	Zeke Bonura
.505	Carlos Quentin
.499	Joe Jackson
	Carl Reynolds
.491	Paul Konerko
.488	Carlos Lee

## ON-BASE PERCENTAGE

.427	Frank Thomas
.426	Eddie Collins
.407	Joe Jackson
.399	Luke Appling
.397	Minnie Minoso
.396	Zeke Bonura
.391	Jim Thome
	Earl Sheely
.386	Johnny Mostil
.385	Alex Metzler

## ON-BASE+SLUGGING

.995	Frank Thomas
.933	Jim Thome
.914	Zeke Bonura
.906	Joe Jackson
.889	Magglio Ordonez
.869	Jermaine Dye
.867	Eddie Robinson
.865	Minnie Minoso
.858	Carl Reynolds
.857	Carlos Quentin

## STRIKEOUTS

1,349	Paul Konerko
1,165	Frank Thomas
918	Harold Baines
798	Carlton Fisk
758	Ray Durham
749	Ron Karkovice
720	Adam Dunn
659	Robin Ventura
608	Jim Landis
606	Ron Kittle

## STOLEN BASES

368	Eddie Collins
318	Luis Aparicio
250	Frank Isbell
226	Lance Johnson
219	Ray Durham
206	Felder Jones
193	Shano Collins
179	Luke Appling
177	Ray Schalk
176	Johnny Mostil

## HIT BY PITCH

145	Minnie Minoso
125	Nellie Fox
101	Paul Konerko
	Sherm Lollar
84	Carlton Fisk
78	Carlos Quentin
71	Frank Thomas
70	Johnny Mostil
64	Chet Lemon
59	Ray Schalk

## PINCH HITS

87	Jerry Hairston
50	Smoky Burgess
42	Eddie Murphy
37	Walt Williams
32	Earl Torgeson
30	Sherm Lollar
27	Ralph Hodgins
26	Warren Newson
	Bud Stewart
24	Two players tied

## 20-HR SEASONS

13	Paul Konerko
11	Frank Thomas
7	Harold Baines
5	Jermaine Dye
	Carlton Fisk
	Magglio Ordonez
	Carlos Lee
	Bill Melton
	Jose Valentin
	Robin Ventura

## Quickest To 100 RBI

Frank Thomas became the fastest White Sox player to reach 100 RBI in 1994 as he topped his own mark set in 1993. Thomas recorded his 100th and 101st RBI on August 7, 1994 in the team's 110th game. In 1993, he accomplished the feat on August 18 in the club's 118th contest.

# CAREER PITCHING LEADERS

## WINS

260	Ted Lyons
254	Red Faber
195	Ed Walsh
186	Billy Pierce
163	Wilbur Wood
161	Mark Buehrle
159	Doc White
156	Eddie Cicotte
113	Joel Horlen
108	Frank Smith

## WINNING PERCENTAGE

.648	Lefty Williams
.615	Juan Pizarro
.611	Jack McDowell
.609	Ed Walsh
	Dickie Kerr
.605	Ed Cicotte
.602	LaMarr Hoyt
.593	Dick Donovan
.579	Reb Russell
.575	Eddie Fisher

## EARNED RUN AVERAGE

1.81	Ed Walsh
2.18	Frank Smith
2.25	Eddie Cicotte
2.30	Doc White
2.30	Jim Scott
2.33	Reb Russell
2.40	Nick Altrock
2.44	Joe Benz
2.48	Frank Owen
2.75	Roy Patterson

## LOSSES

230	Ted Lyons
213	Red Faber
152	Billy Pierce
148	Wilbur Wood
125	Ed Walsh
123	Doc White
119	Mark Buehrle
113	Joel Horlen
	Jim Scott
104	Thornton Lee

## GAMES

669	Red Faber
594	Ted Lyons
578	Wilbur Wood
512	Matt Thornton
456	Billy Pierce
426	Ed Walsh
424	Bobby Thigpen
390	Mark Buehrle
361	Hoyt Wilhelm
360	Doc White

## GAMES STARTED

484	Ted Lyons
483	Red Faber
390	Billy Pierce
365	Mark Buehrle
312	Ed Walsh
301	Doc White
286	Wilbur Wood
284	Joel Horlen
258	Eddie Cicotte
250	Richard Dotson

## COMPLETE GAMES

356	Ted Lyons
273	Red Faber
249	Ed Walsh
206	Doc White
183	Eddie Cicotte
	Billy Pierce
156	Frank Smith
142	Thornton Lee
123	Jim Scott
119	Roy Patterson

## SHUTOUTS

57	Ed Walsh
42	Doc White
35	Billy Pierce
29	Red Faber
28	Eddie Cicotte
27	Ted Lyons
26	Jim Scott
25	Frank Smith
24	Reb Russell
	Wilbur Wood

## QUALITY STARTS

282	Red Faber
	Ted Lyons
241	Billy Pierce
231	Mark Buehrle
177	Joel Horlen
172	Wilbur Wood
153	Eddie Cicotte
146	Gary Peters
140	Thornton Lee
136	John Danks
	Tommy John

## SAVES

201	Bobby Thigpen
173	Bobby Jenks
161	Roberto Hernandez
100	Keith Foulke
98	Hoyt Wilhelm
75	Terry Forster
<b>71</b>	<b>David Robertson</b>
69	Addison Reed
57	Wilbur Wood
56	Bob James

## HOLDS

164	Matt Thornton
71	Damaso Marte
65	Bob Howry
61	Scott Radinsky
<b>57</b>	<b>Nate Jones</b>
53	Jesse Crain
52	Bill Simas
51	Keith Foulke
46	Zach Duke
	Cliff Politte

## INNINGS PITCHED

4,161.0	Ted Lyons
4,086.2	Red Faber
2,946.1	Ed Walsh
2,931.0	Billy Pierce
2,524.1	Wilbur Wood
2,498.1	Doc White
2,476.2	Mark Buehrle
2,322.1	Eddie Cicotte
1,918.0	Joel Horlen
1,892.0	Jim Scott

## STRIKEOUTS

1,796	Billy Pierce
1,732	Ed Walsh
1,471	Red Faber
1,396	Mark Buehrle
1,332	Wilbur Wood
1,244	Chris Sale
1,102	John Danks
1,098	Gary Peters
1,073	Ted Lyons
1,067	Doc White

## WALKS

1,213	Red Faber
1,121	Ted Lyons
1,052	Billy Pierce
671	Wilbur Wood
637	Richard Dotson
633	Thornton Lee
609	Jim Scott
608	Ed Walsh
564	Mark Buehrle
561	Bill Dietrich

## HITS PER 9.0 IP

6.19	Hoyt Wilhelm
7.10	Ed Walsh
7.12	Frank Smith
7.48	Chris Sale
7.67	Jack Harshman
7.72	Jim Scott
7.74	Gary Peters
7.84	Juan Pizarro
7.86	Reb Russell
7.95	Eddie Cicotte

## RUNNERS PER 9.0 IP

9.12	Ed Walsh
9.85	Nick Altrock
	Reb Russell
9.91	Frank Smith
10.09	Eddie Cicotte
10.09	Chris Sale
10.16	Frank Owen
10.28	Doc White
10.48	Joe Benz
10.68	Eddie Fisher

## STRIKEOUTS/9.0 IP

10.09	Chris Sale
8.56	Javier Vazquez
7.97	Jake Peavy
7.50	Jason Bere
<b>7.39</b>	<b>Jose Quintana</b>
7.17	Melido Perez
7.15	Gavin Floyd
7.13	Terry Forster
6.94	Hoyt Wilhelm
6.88	Juan Pizarro

## SO/BB RATIO

4.78	Chris Sale
<b>3.20</b>	<b>Jose Quintana</b>
2.85	Ed Walsh
2.69	LaMarr Hoyt
2.58	Freddy Garcia
2.54	Gavin Floyd
2.48	Mark Buehrle
2.24	John Danks
2.23	Alex Fernandez
2.19	Jack McDowell

## RELIEF APPEARANCES

512	Matt Thornton
424	Bobby Thigpen
358	Hoyt Wilhelm
346	Keith Foulke
342	Roberto Hernandez
329	Bobby Jenks
316	Scott Radinsky
308	Bill Simas
294	Bob Howry
292	Wilbur Wood

## HOME RUNS

274	Mark Buehrle
241	Billy Pierce
223	Ted Lyons
197	John Danks
193	Wilbur Wood
182	Jon Garland
156	Richard Dotson
150	James Baldwin
148	Alex Fernandez
142	Joel Horlen

## Follow The Leader

The White Sox set a major-league record by holding the lead in each of their first 37 games in 2005, breaking the previous mark of 25 straight held by the 1955 Brooklyn Dodgers. The Sox 37-game streak also tied for the third-longest ever in major-league history, trailing only the 1998 Yankees (48) and 1932 Yankees (40).

# YEAR-BY-YEAR RESULTS

Year	Pos.	W-L	Pct.	GA-GB	Manager	Attend.	Home	Road	Notes
1901	1st	83-53	.610	+4.0	Clark Griffith	354,350	49-21	34-32	Inaugural season in AL
1902	4th	74-60	.552	-8.0	Clark Griffith	337,898	48-20	26-40	
1903	7th	60-77	.438	-30.5	Nixey Callahan	286,183	41-28	19-49	
1904	3rd	89-65	.578	-6.0	Nixey Callahan/Fielder Jones	557,123	50-27	39-38	
1905	2nd	92-60	.605	-3.0	Fielder Jones	687,419	50-29	42-31	
1906	1st	93-58	.616	+3.0	Fielder Jones	585,202	54-23	39-35	World Champions
1907	3rd	87-64	.576	-5.5	Fielder Jones	667,307	48-29	39-35	
1908	3rd	88-64	.579	-1.5	Fielder Jones	636,096	51-25	37-39	
1909	4th	78-74	.513	-20.0	Billy Sullivan	478,400	42-34	36-40	
<b>Totals</b>		<b>744-575</b>	<b>.564</b>				<b>433-236</b>	<b>311-339</b>	
1910	6th	68-85	.444	-35.5	Hugh Duffy	552,084	41-37	27-48	
1911	4th	77-74	.510	-24.0	Hugh Duffy	583,208	40-37	37-37	
1912	4th	78-76	.506	-28.0	Nixey Callahan	602,241	34-43	44-33	
1913	5th	78-74	.513	-17.5	Nixey Callahan	644,501	40-37	38-37	
1914	6th	70-84	.455	-30.0	Nixey Callahan	469,290	43-37	27-47	
1915	3rd	93-61	.604	-9.5	Clarence Rowland	539,461	54-24	39-37	
1916	2nd	89-65	.578	-2.0	Clarence Rowland	679,923	49-28	40-37	
1917	1st	100-54	.649	+9.0	Clarence Rowland	684,521	56-21	44-33	World Champions
1918	6th	57-67	.460	17.0	Clarence Rowland	195,081	30-26	27-41	
1919	1st	88-52	.629	+3.5	Kid Gleason	627,186	48-22	40-30	Lost to Reds in WS
<b>Totals</b>		<b>798-692</b>	<b>.536</b>				<b>435-312</b>	<b>363-380</b>	
1920	2nd	96-58	.623	-2.0	Kid Gleason	833,492	52-25	44-33	
1921	7th	62-92	.403	-36.5	Kid Gleason	543,650	37-40	25-52	
1922	5th	77-77	.500	-17.0	Kid Gleason	602,860	43-34	34-43	
1923	7th	69-85	.448	-30.0	Kid Gleason	573,778	30-45	39-40	
1924	8th	66-87	.431	-25.5	John Evers/Ed Walsh/ Eddie Collins/John Evers	606,658	37-39	29-48	
1925	5th	79-75	.513	-18.5	Eddie Collins	823,231	44-33	35-42	
1926	5th	81-72	.529	-9.5	Eddie Collins	710,339	47-31	34-41	
1927	5th	70-83	.458	-39.5	Ray Schalk	614,423	38-37	32-46	
1928	5th	72-82	.468	-29.0	Ray Schalk/Russ Blackburne	494,152	37-40	35-42	
1929	7th	59-93	.366	-46.0	Russ Blackburne	426,795	35-41	24-52	
<b>Totals</b>		<b>731-804</b>	<b>.476</b>				<b>400-365</b>	<b>331-439</b>	
1930	7th	62-92	.403	-40.0	Donie Bush	406,123	34-44	28-48	
1931	8th	56-97	.366	-51.5	Donie Bush	403,550	31-45	25-52	
1932	7th	49-102	.325	-56.5	Lew Fonseca	233,198	28-49	21-53	
1933	6th	67-83	.447	-31.0	Lew Fonseca	397,789	35-41	32-42	Host 1st All-Star Game
1934	8th	53-99	.349	-47.0	Lew Fonseca/Jimmy Dykes	236,559	29-46	24-53	
1935	5th	74-78	.487	-19.5	Jimmy Dykes	470,281	42-34	32-44	
1936	3rd	81-70	.536	-20.0	Jimmy Dykes	440,810	43-32	38-38	
1937	3rd	86-68	.588	-16.0	Jimmy Dykes	589,245	47-30	39-38	
1938	6th	65-83	.439	-32.0	Jimmy Dykes	338,278	33-39	32-44	
1939	4th	85-69	.552	-22.5	Jimmy Dykes	594,104	50-27	35-42	
<b>Totals</b>		<b>678-841</b>	<b>.446</b>				<b>372-306</b>	<b>306-454</b>	
1940	4th	82-72	.532	-8.0	Jimmy Dykes	660,336	41-36	41-36	
1941	3rd	77-77	.500	-24.0	Jimmy Dykes	677,077	38-39	39-38	
1942	6th	66-82	.466	-34.0	Jimmy Dykes	425,734	35-35	31-47	
1943	4th	82-72	.532	-16.0	Jimmy Dykes	508,962	40-36	42-36	
1944	7th	71-83	.461	-18.0	Jimmy Dykes	563,539	41-36	30-47	
1945	6th	71-78	.477	-15.0	Jimmy Dykes	657,981	44-29	27-49	
1946	5th	74-80	.481	-30.0	Jimmy Dykes/Ted Lyons	983,403	40-38	34-42	
1947	6th	70-84	.455	-27.0	Ted Lyons	876,948	32-43	38-41	
1948	8th	51-101	.336	-44.5	Ted Lyons	777,844	27-48	24-53	
1949	6th	63-91	.409	-34.0	Jack Onslow	937,151	32-45	31-46	
<b>Totals</b>		<b>707-820</b>	<b>.463</b>				<b>370-385</b>	<b>337-435</b>	
1950	6th	60-94	.390	-38.0	Jack Onslow/Red Corriden	781,330	35-42	25-52	Host All-Star Game
1951	4th	81-73	.526	-17.0	Paul Richards	1,328,234	39-38	42-35	21-game improvement
1952	3rd	81-73	.526	-14.0	Paul Richards	1,231,675	44-33	37-40	
1953	3rd	89-65	.578	-11.5	Paul Richards	1,141,353	41-36	48-29	
1954	3rd	94-60	.610	-17.0	Paul Richards/Marty Marion	1,231,629	45-32	49-28	
1955	3rd	91-63	.591	-9.0	Marty Marion	1,175,684	49-32	42-35	
1956	3rd	85-69	.552	-12.0	Marty Marion	1,000,090	46-31	39-38	
1957	2nd	90-64	.584	-8.0	Al Lopez	1,135,668	45-32	45-32	
1958	2nd	82-72	.532	-10.0	Al Lopez	797,451	47-30	35-42	
1959	1st	94-60	.610	+5.0	Al Lopez	1,423,144	47-30	47-30	AL Champions
<b>Totals</b>		<b>847-693</b>	<b>.550</b>				<b>438-336</b>	<b>409-361</b>	

# YEAR-BY-YEAR RESULTS

Year	Pos.	W-L	Pct.	GA-GB	Manager	Attend.	Home	Road	Notes
1960	3rd	87-67	.565	-10.0	Al Lopez	1,644,460	51-26	36-41	
1961	4th	86-76	.531	-23.0	Al Lopez	1,146,019	53-28	33-48	
1962	5th	85-77	.525	-11.0	Al Lopez	1,131,562	43-38	42-39	
1963	2nd	94-68	.580	-10.5	Al Lopez	1,158,848	49-33	45-35	
1964	2nd	98-64	.605	-1.0	Al Lopez	1,250,053	52-29	46-35	
1965	2nd	95-67	.586	-7.0	Al Lopez	1,130,519	48-33	47-34	
1966	4th	83-79	.512	-15.0	Eddie Stanky	990,016	45-36	38-43	
1967	4th	89-73	.549	-3.0	Eddie Stanky	985,634	49-33	40-40	17 straight winning years
1968	T8th	67-95	.414	-36.0	Eddie Stanky/Les Moss/Al Lopez	803,775	36-45	31-50	1-8 in Milwaukee
1969	5th	68-94	.420	-29.0	Al Lopez/Don Gutteridge	589,546	41-40	27-54	7-4 in Milwaukee
<b>Totals</b>		<b>852-760</b>	<b>.529</b>				<b>467-341</b>	<b>385-419</b>	
1970	6th	56-106	.346	-42.0	Don Gutteridge/Bill Adair/ Chuck Tanner	495,355	31-53	25-53	Club-record 106 losses
1971	3rd	79-83	.488	-22.5	Chuck Tanner	833,891	39-42	40-41	23-game improvement
1972	2nd	87-67	.565	-5.5	Chuck Tanner	1,186,018	55-23	32-44	
1973	5th	77-85	.475	-17.0	Chuck Tanner	1,316,527	40-41	37-44	
1974	4th	80-80	.500	-9.0	Chuck Tanner	1,163,596	46-34	34-46	
1975	5th	75-86	.466	-22.5	Chuck Tanner	770,800	42-39	33-47	
1976	6th	64-97	.398	-25.5	Paul Richards	914,945	35-45	29-52	
1977	3rd	90-72	.556	-12.0	Bob Lemon	1,657,135	48-33	42-39	
1978	5th	71-90	.441	-20.5	Bob Lemon/Larry Doby	1,491,100	38-42	33-48	
1979	5th	73-87	.456	-14.0	Don Kessinger/Tony La Russa	1,280,702	33-45	40-41	
<b>Totals</b>		<b>752-853</b>	<b>.469</b>				<b>407-397</b>	<b>345-455</b>	
1980	5th	70-90	.438	-26.0	Tony La Russa	1,200,365	37-42	33-48	
1981	5th	54-52	.509	-8.5	Tony La Russa	946,651	25-24	29-28	
1982	3rd	87-75	.537	-6.0	Tony La Russa	1,567,787	49-31	38-44	
1983	1st	99-63	.612	+20.0*	Tony La Russa	2,132,821	55-26	44-37	Lost to Baltimore in ALCS; Host 50th anniv. ASG
1984	T5th	74-88	.457	-10.0	Tony La Russa	2,136,988	43-48	31-50	
1985	3rd	85-77	.525	-6.0	Tony La Russa	1,669,888	45-36	40-41	
1986	5th	72-90	.444	-20.0	T. La Russa/D. Rader/J. Fregosi	1,424,313	41-40	31-50	
1987	5th	77-85	.475	-8.0	Jim Fregosi	1,208,060	38-43	39-42	
1988	5th	71-90	.441	-32.5	Jim Fregosi	1,115,525	40-41	31-49	
1989	7th	69-92	.429	-29.5	Jeff Torborg	1,045,651	35-45	34-47	
<b>Totals</b>		<b>758-802</b>	<b>.486</b>				<b>408-366</b>	<b>350-436</b>	
1990	2nd	94-68	.580	-9.0	Jeff Torborg	2,002,359	49-31	45-37	25-game improvement
1991	2nd	87-75	.537	-8.0	Jeff Torborg	2,934,154	46-35	41-40	New Comiskey Park opens
1992	3rd	86-76	.531	-10.0	Gene Lamont	2,681,156	49-31	36-44	
1993	1st	94-68	.580	+8.0	Gene Lamont	2,581,091	45-36	49-32	Lost to Toronto in ALCS
1994	1st	67-46	.593	+1.0	Gene Lamont	1,697,398	34-19	33-27	Strike-shortened year
1995	3rd	68-76	.472	-32.0	Gene Lamont/Terry Bevington	1,609,773	38-34	30-42	
1996	2nd	85-77	.525	-14.5	Terry Bevington	1,676,416	44-37	41-40	
1997	2nd	80-81	.497	-6.0	Terry Bevington	1,865,222	45-36	35-45	
1998	2nd	80-82	.494	-9.0	Jerry Manuel	1,391,146	44-37	36-45	
1999	2nd	75-86	.466	-21.5	Jerry Manuel	1,338,851	38-42	37-44	
<b>Totals</b>		<b>816-735</b>	<b>.526</b>				<b>433-339</b>	<b>383-396</b>	
2000	1st	95-67	.586	+5.0	Jerry Manuel	1,947,799	46-35	49-32	Lost to Seattle in ALDS
2001	3rd	83-79	.512	-8.0	Jerry Manuel	1,766,172	46-35	37-44	
2002	2nd	81-81	.500	-13.5	Jerry Manuel	1,676,804	47-34	34-47	
2003	2nd	86-76	.531	-4.0	Jerry Manuel	1,939,594	51-30	35-46	Host 74th All-Star Game
2004	2nd	83-79	.512	-9.0	Ozzie Guillen	1,930,537	46-35	37-44	
2005	1st	99-63	.612	+6.0	Ozzie Guillen	2,342,833	47-34	52-29	World Champions
2006	3rd	90-72	.556	-6.0	Ozzie Guillen	**2,957,414	49-32	41-40	Club attendance record
2007	4th	72-90	.444	-24.0	Ozzie Guillen	2,684,395	38-43	34-47	
2008	1st	89-74	.546	+1.0	Ozzie Guillen	2,500,648	54-28	35-46	Lost to Tampa Bay in ALDS
2009	3rd	79-83	.488	-7.5	Ozzie Guillen	2,284,163	43-38	36-45	
<b>Totals</b>		<b>857-764</b>	<b>.529</b>				<b>467-344</b>	<b>390-420</b>	
2010	2nd	88-74	.543	-6.0	Ozzie Guillen	2,194,378	45-36	43-38	
2011	3rd	79-83	.488	-16.0	Ozzie Guillen/Don Cooper	2,001,262	36-45	43-38	
2012	2nd	85-77	.525	-3.0	Robin Ventura	1,965,955	45-36	40-41	
2013	5th	63-99	.389	-30.0	Robin Ventura	1,768,413	37-44	26-55	
2014	4th	73-89	.451	-17.0	Robin Ventura	1,650,821	40-41	33-48	
2015	4th	76-86	.469	-19.0	Robin Ventura	1,755,810	40-41	36-45	25th season at USCF
2016	4th	78-84	.481	-16.5	Robin Ventura	1,746,293	45-36	33-48	
<b>Totals</b>		<b>542-592</b>	<b>.477</b>				<b>288-279</b>	<b>254-313</b>	
<b>All-Time</b>		<b>9,082-8,931</b>	<b>.504</b>						
<b>OCP</b>		<b>3,024-2,926</b>	<b>.508</b>						
<b>GRF</b>		<b>1,139-931</b>	<b>.550</b>						

\*American League record

\*\*White Sox record

FRONT OFFICE  
FIELD STAFF  
PLAYERS  
OPPONENTS  
2018 REVIEW  
HISTORY  
RECORDS  
MINOR LEAGUES  
MEDIAMISC.

# YEAR-BY-YEAR HITTING

Year	G	AB	R	H	2B	3B	HR	RBI	BB	IBB	SO	HBP	SB	CS	AVG	OBP	SLG
1901	137	4725	819	1303	173	89	32	656	475	—	337	62	280	—	.276	.350	.370
1902	138	4654	675	1248	170	50	14	537	411	—	381	36	265	—	.268	.332	.335
1903	138	4670	516	1152	176	49	14	436	325	—	537	38	180	—	.247	.301	.314
1904	156	5027	600	1217	193	68	14	519	373	—	586	41	216	—	.242	.300	.316
1905	158	5114	612	1213	200	55	11	487	439	—	613	58	194	—	.237	.305	.304
1906	154	4925	570	1133	152	52	7	444	453	—	—	51	214	—	.230	.302	.286
1907	157	5070	588	1205	149	33	5	474	421	—	—	48	175	—	.238	.302	.283
1908	156	5027	537	1127	145	41	3	430	463	—	—	62	209	—	.224	.298	.271
1909	159	5018	492	1109	145	56	4	393	441	—	—	57	211	—	.221	.291	.275
1910	156	5024	457	1058	115	58	7	351	403	—	—	44	183	—	.211	.275	.261
1911	154	5213	719	1401	179	92	20	593	385	—	—	48	201	—	.269	.325	.350
1912	158	5182	639	1321	174	80	17	537	423	—	—	51	205	—	.255	.317	.329
1913	153	4822	488	1139	157	66	24	410	398	—	550	36	156	—	.236	.299	.311
1914	157	5040	487	1205	161	71	19	390	408	—	609	46	167	152	.239	.302	.311
1915	155	4914	717	1269	163	102	25	598	583	—	575	71	233	183	.258	.345	.348
1916	155	5081	601	1277	194	100	17	484	447	—	591	60	197	—	.251	.319	.339
1917	156	5057	656	1281	152	81	18	535	522	—	479	47	219	—	.253	.329	.326
1918	124	4132	457	1057	136	55	8	375	375	—	358	27	116	—	.256	.322	.321
1919	140	4675	667	1343	218	70	25	571	427	—	358	34	150	—	.287	.351	.380
1920	154	5328	794	1574	263	98	37	694	471	—	355	38	109	96	.295	.357	.402
1921	154	5329	683	1509	242	82	35	609	445	—	474	43	94	93	.283	.343	.379
1922	155	5267	691	1463	243	62	45	635	482	—	463	43	109	84	.278	.343	.373
1923	156	5246	692	1463	254	57	42	604	532	—	458	40	191	118	.279	.350	.373
1924	154	5255	793	1512	254	58	41	710	604	—	421	35	137	92	.288	.365	.382
1925	154	5224	811	1482	299	59	38	738	662	—	405	48	131	87	.284	.369	.385
1926	155	5220	730	1508	314	60	32	666	556	—	381	34	123	78	.289	.361	.390
1927	153	5157	662	1433	285	61	36	610	493	—	389	26	89	75	.278	.344	.378
1928	155	5207	656	1405	231	77	24	592	469	—	488	31	139	82	.270	.334	.358
1929	152	5248	627	1406	240	74	37	569	425	—	436	21	109	65	.268	.325	.363
1930	154	5419	729	1496	256	90	63	679	389	—	479	32	74	40	.276	.328	.391
1931	156	5481	704	1423	238	69	27	649	483	—	445	30	94	39	.260	.323	.343
1932	152	5336	667	1426	274	56	36	608	459	—	386	18	89	58	.267	.327	.360
1933	151	5318	683	1448	231	53	43	642	538	—	416	27	43	46	.272	.342	.360
1934	153	5301	704	1395	237	40	71	668	565	—	524	17	36	27	.263	.336	.363
1935	153	5314	738	1460	262	42	74	690	580	—	405	19	46	28	.275	.348	.382
1936	153	5314	738	1460	262	42	74	690	580	—	405	25	46	28	.275	.348	.382
1937	154	5277	780	1478	280	76	67	726	549	—	447	19	70	34	.280	.350	.400
1938	149	5199	709	1439	239	55	67	657	514	—	489	14	56	39	.277	.343	.383
1939	155	5279	755	1451	220	56	64	679	579	—	502	21	113	61	.275	.349	.374
1940	155	5386	735	1499	238	63	73	671	496	—	569	10	52	60	.278	.340	.387
1941	156	5404	638	1376	245	47	47	567	510	—	476	24	91	53	.255	.322	.343
1942	148	4949	538	1215	214	36	25	486	497	—	427	16	114	70	.246	.316	.318
1943	155	5254	573	1297	193	46	33	508	561	—	581	22	173	87	.247	.322	.320
1944	154	5292	543	1307	210	55	23	494	439	—	448	21	66	47	.247	.307	.320
1945	150	5077	596	1330	204	55	22	544	470	—	467	14	78	54	.262	.326	.337
1946	155	5312	562	1364	206	44	37	515	501	—	600	20	78	64	.257	.323	.333
1947	155	5312	562	1364	206	44	37	515	501	—	600	14	78	64	.257	.323	.342
1948	154	5192	559	1303	172	39	55	532	595	—	528	11	46	47	.251	.329	.331
1949	154	5204	648	1340	207	66	43	591	702	—	596	13	62	55	.257	.347	.347
1950	156	5260	625	1368	172	47	93	592	551	—	566	28	19	22	.260	.333	.364
1951	155	5378	714	1453	229	64	86	668	596	—	524	51	99	70	.270	.349	.385
1952	156	5212	716	1345	226	53	74	669	601	—	530	58	73	55	.258	.341	.364
1953	156	5212	716	1345	226	53	74	669	601	—	530	54	73	55	.258	.341	.364
1954	155	5168	710	1382	203	47	94	655	604	48	536	51	98	64	.267	.347	.379
1955	155	5220	725	1401	204	36	116	677	567	38	595	58	70	49	.268	.344	.388
1956	154	5286	776	1412	218	43	128	726	619	31	660	75	71	36	.267	.349	.397
1957	155	5265	707	1369	208	41	106	670	633	33	744	68	109	52	.260	.345	.375
1958	155	5249	634	1348	191	42	101	594	518	30	669	49	101	37	.257	.327	.367
1959	156	5297	669	1326	219	46	97	620	580	46	634	49	113	53	.250	.327	.364
1960	154	5191	741	1402	242	38	112	684	567	36	647	54	121	58	.270	.345	.396

# YEAR-BY-YEAR HITTING

Year	G	AB	R	H	2B	3B	HR	RBI	BB	IBB	SO	HBP	SB	CS	AVG	OBP	SLG
1961	163	5556	765	1475	216	46	138	704	550	30	612	57	100	41	.265	.335	.395
1962	162	5514	707	1415	250	56	92	662	620	41	674	41	76	41	.257	.334	.372
1963	162	5508	683	1379	208	40	114	647	571	29	896	40	64	28	.250	.323	.365
1964	162	5491	642	1356	184	40	106	586	562	58	903	52	75	40	.247	.320	.353
1965	162	5509	647	1354	200	38	125	592	533	62	917	43	50	33	.246	.315	.364
1966	163	5348	574	1235	193	40	87	524	476	50	872	44	153	78	.231	.297	.331
1967	162	5383	531	1209	181	34	89	491	480	56	849	38	124	82	.225	.291	.320
1968	162	5405	463	1233	169	33	71	431	397	47	840	40	90	50	.228	.284	.311
1969	162	5450	625	1346	210	27	112	584	552	45	843	49	54	22	.247	.320	.357
1970	162	5514	633	1394	192	20	123	588	477	41	872	42	52	31	.253	.315	.362
1971	162	5382	617	1346	185	30	138	568	562	45	870	51	83	65	.250	.325	.373
1972	154	5083	566	1208	170	28	108	528	511	69	991	34	100	52	.238	.310	.346
1973	162	5475	652	1400	228	38	111	598	537	30	952	32	83	73	.256	.324	.372
1974	163	5577	684	1492	225	23	135	633	519	40	858	26	64	52	.268	.330	.389
1975	161	5490	655	1400	209	38	94	604	611	53	800	40	101	57	.255	.331	.358
1976	161	5532	586	1410	209	46	73	538	471	43	739	34	120	53	.255	.314	.349
1977	162	5633	844	1568	254	52	192	809	559	46	666	34	42	43	.278	.344	.444
1978	161	5393	634	1423	221	41	106	595	409	20	625	33	83	68	.264	.317	.379
1979	159	5463	730	1505	290	33	127	680	454	29	668	36	97	62	.275	.333	.410
1980	162	5444	587	1408	255	38	91	547	399	46	670	39	68	54	.259	.311	.370
1981	106	3615	476	982	135	27	76	438	322	16	518	43	86	44	.272	.335	.387
1982	162	5575	786	1523	266	52	136	747	533	45	866	30	136	58	.273	.337	.413
1983	162	5484	800	1439	270	42	157	762	527	50	888	43	165	50	.262	.329	.413
1984	162	5513	679	1360	225	38	172	640	523	43	883	39	109	49	.247	.314	.395
1985	163	5470	736	1386	247	37	146	695	471	40	843	43	108	56	.253	.315	.392
1986	162	5406	644	1335	197	34	121	605	487	29	940	34	115	54	.247	.310	.363
1987	162	5538	748	1427	283	36	173	706	487	35	971	33	138	52	.258	.319	.415
1988	161	5449	631	1327	224	35	132	573	446	50	908	34	98	46	.244	.303	.370
1989	161	5504	693	1493	262	36	94	661	464	51	873	28	97	52	.271	.328	.383
1990	162	5402	682	1393	251	44	106	637	478	50	903	36	140	90	.258	.320	.379
1991	162	5594	758	1464	226	39	139	722	610	45	896	37	134	74	.262	.336	.391
1992	162	5498	738	1434	269	36	110	686	622	48	784	31	160	57	.261	.336	.383
1993	162	5483	776	1454	228	44	162	731	604	52	834	33	106	57	.265	.338	.411
1994	113	3942	633	1133	175	39	121	602	497	47	568	20	77	27	.287	.366	.444
1995	145	5060	755	1417	252	37	146	712	576	54	767	32	110	39	.280	.354	.431
1996	162	5644	898	1586	284	33	195	860	701	68	927	34	105	41	.281	.360	.447
1997	161	5491	779	1498	260	28	158	740	569	40	901	33	106	52	.273	.341	.417
1998	163	5585	861	1516	291	38	198	806	551	34	916	47	127	46	.271	.339	.444
1999	162	5644	777	1563	298	37	162	742	499	22	810	34	110	50	.277	.337	.429
2000	162	5646	978	1615	325	33	216	926	591	28	960	53	119	42	.286	.356	.470
2001	162	5464	798	1463	300	29	214	770	520	31	998	52	123	59	.268	.334	.451
2002	162	5502	856	1475	289	29	217	819	555	17	952	49	75	31	.268	.338	.449
2003	162	5487	791	1445	303	19	220	766	519	27	916	58	77	29	.263	.331	.446
2004	162	5534	865	1481	284	19	242	823	499	25	1030	63	78	51	.268	.333	.457
2005	162	5529	741	1450	253	23	200	713	435	27	1002	79	137	67	.262	.322	.425
2006	162	5657	868	1586	291	20	236	839	502	33	1056	58	93	48	.280	.342	.464
2007	162	5441	693	1341	249	20	190	667	532	33	1149	52	78	45	.246	.318	.404
2008	163	5553	811	1458	296	13	235	785	540	33	1016	63	67	34	.263	.332	.448
2009	162	5463	724	1410	246	20	184	695	534	25	1022	62	113	49	.258	.329	.411
2010	162	5484	752	1467	263	21	177	710	467	23	922	79	160	74	.268	.332	.420
2011	162	5502	654	1387	252	16	154	625	475	31	989	84	81	53	.252	.319	.388
2012	162	5518	748	1409	228	29	211	726	461	24	1203	65	109	43	.255	.318	.422
2013	162	5563	598	1385	237	19	148	574	411	23	1207	34	105	42	.249	.302	.378
2014	162	5543	660	1400	279	32	155	625	417	33	1362	60	85	36	.253	.310	.398
2015	162	5533	622	1381	260	27	136	595	404	22	1231	65	68	42	.250	.306	.380
2016	162	5550	686	1428	277	33	168	656	455	16	1285	53	77	36	.257	.317	.410

FRONT OFFICE

FIELD STAFF

PLAYERS

OPPONENTS

2018 REVIEW

HISTORY

RECORDS

MINOR LEAGUES

MEDIA/MISC.

# YEAR-BY-YEAR PITCHING

Year	W	L	SV	SVO	G	CG	IP	H	R	ER	HR	BB	SO	ERA	AVG	OBP	SLG
1901	83	53	2	—	137	110	1218.1	1250	631	403	27	312	394	2.98	—	—	—
1902	74	60	0	—	138	116	1221.2	1269	602	463	30	331	346	3.41	—	—	—
1903	60	77	4	—	138	114	1235.0	1233	613	414	23	287	391	3.02	.260	.309	—
1904	89	65	3	—	156	134	1380.0	1161	482	353	13	303	550	2.30	.226	.275	—
1905	92	60	0	—	158	131	1427.0	1163	451	315	11	329	613	1.99	—	—	—
1906	93	58	3	—	154	117	1375.1	1212	460	326	11	255	543	2.13	—	—	—
1907	87	64	9	—	157	112	1406.1	1279	474	347	13	305	604	2.22	.245	.309	—
1908	88	64	10	—	156	107	1414.0	1165	470	349	11	284	623	2.22	—	—	—
1909	78	74	4	—	159	115	1430.1	1182	463	326	8	340	669	2.05	—	—	—
1910	68	85	7	—	156	103	1421.0	1130	479	320	16	381	785	2.03	—	—	—
1911	77	74	11	—	154	85	1386.1	1349	624	458	22	384	752	2.97	—	—	—
1912	78	76	16	—	158	85	1413.0	1398	648	480	26	426	698	3.06	—	—	—
1913	78	74	8	—	153	84	1360.1	1190	498	352	10	438	602	2.33	—	—	—
1914	70	84	11	—	157	74	1398.2	1207	560	385	15	401	660	2.48	—	—	—
1915	93	61	9	—	155	91	1401.0	1242	509	378	14	350	635	2.43	—	—	—
1916	89	65	15	—	155	73	1412.1	1189	497	371	14	405	644	2.36	—	—	—
1917	100	54	21	—	156	78	1424.1	1236	464	342	10	413	517	2.16	—	—	—
1918	57	67	8	—	124	76	1126.0	1092	446	342	9	300	349	2.73	.265	.318	—
1919	88	52	3	—	140	88	1265.2	1245	534	428	24	342	468	3.04	—	—	—
1920	96	58	10	—	154	109	1386.2	1467	665	553	45	405	438	3.59	—	—	—
1921	62	92	9	—	154	84	1365.1	1603	858	749	52	549	392	4.94	.303	.372	—
1922	77	77	8	—	155	86	1403.2	1472	691	614	57	529	484	3.94	.277	.345	—
1923	69	85	11	—	156	74	1397.0	1512	741	628	49	534	467	4.05	.282	.351	—
1924	66	87	11	—	154	76	1370.2	1635	858	722	52	512	360	4.74	.300	.363	—
1925	79	75	13	—	154	71	1385.2	1579	770	660	69	489	374	4.29	.294	.356	—
1926	81	72	12	—	155	85	1380.0	1426	665	573	47	506	458	3.74	.271	.336	—
1927	70	83	8	—	153	85	1367.0	1467	708	594	55	440	365	3.91	.283	.342	—
1928	72	82	11	—	155	88	1378.0	1518	725	610	66	501	418	3.98	.276	.340	—
1929	59	93	7	—	152	78	1357.2	1481	792	666	84	505	328	4.41	.284	.351	—
1930	62	92	10	—	154	63	1361.0	1629	884	713	74	407	471	4.71	.300	.352	—
1931	56	97	10	—	156	54	1390.1	1613	939	778	82	588	421	5.04	.288	.359	—
1932	49	102	12	—	152	50	1348.2	1551	897	723	88	580	379	4.82	.287	.359	—
1933	53	99	8	—	153	72	1355.0	1599	946	814	139	628	506	5.41	.277	.343	—
1934	53	99	8	—	153	72	1355.0	1599	946	814	139	628	506	5.41	.292	.367	—
1935	74	78	8	—	153	80	1360.2	1443	750	662	105	574	436	4.38	.272	.346	—
1936	81	70	8	—	153	80	1365.0	1603	873	768	104	578	414	5.06	.293	.363	—
1937	86	68	21	—	154	70	1351.1	1435	730	626	115	532	533	4.17	.273	.341	—
1938	65	83	9	—	149	83	1316.1	1449	752	638	101	550	432	4.36	.279	.350	—
1939	85	69	24	—	155	62	1377.0	1470	737	659	99	454	535	4.31	.275	.333	—
1940	82	72	18	—	155	83	1386.2	1335	672	576	111	480	574	3.74	.250	.313	—
1941	77	77	4	—	156	106	1416.0	1362	649	554	89	521	564	3.52	.252	.320	—
1942	66	82	8	—	148	86	1314.1	1304	609	523	74	473	432	3.58	.258	.325	—
1943	82	72	19	—	155	70	1400.1	1352	594	498	54	501	476	3.20	.255	.324	—
1944	71	83	17	—	154	64	1390.2	1411	662	553	68	420	481	3.58	.264	.320	—
1945	71	78	13	—	150	84	1330.2	1400	633	546	63	448	486	3.69	.270	.332	—
1946	74	80	16	—	155	62	1392.1	1348	595	479	80	508	550	3.10	.255	.323	—
1947	70	84	27	—	155	47	1391.0	1384	661	562	76	603	522	3.64	.261	.339	—
1948	51	101	23	—	154	35	1345.2	1454	814	731	89	673	403	4.89	.280	.365	—
1949	63	91	17	—	154	57	1363.1	1362	737	651	108	693	502	4.30	.264	.353	—
1950	60	94	9	—	156	62	1365.2	1370	749	669	107	734	566	4.41	.263	.356	—
1951	81	73	14	—	155	74	1418.1	1353	644	552	109	549	572	3.50	.252	.323	—
1952	81	73	28	—	156	53	1416.2	1251	568	512	86	578	774	3.25	.238	.316	—
1953	89	65	33	—	156	57	1403.2	1299	592	532	113	583	714	3.41	.246	.324	—
1954	94	60	27	35	155	60	1383.0	1255	520	469	94	517	700	3.05	.244	.312	.353
1955	91	63	27	37	155	55	1378.0	1301	557	515	111	498	720	3.36	.251	.317	.363
1956	85	69	3	8	154	65	1389.0	1349	634	572	118	521	722	3.71	.256	.324	.376
1957	90	64	26	39	155	59	1401.2	1305	566	522	124	470	665	3.35	.248	.311	.372
1958	82	72	24	37	155	55	1389.2	1296	615	557	152	515	750	3.61	.250	.317	.384
1959	94	60	37	45	156	44	1425.1	1297	588	519	129	525	761	3.28	.242	.312	.359
1960	87	67	26	52	154	42	1381.0	1338	617	552	127	533	695	3.60	.258	.326	.379



# YEAR-BY-YEAR PITCHING

Year	W	L	SV	SVO	G	CG	IP	H	R	ER	HR	BB	SO	ERA	AVG	OBP	SLG
1961	86	76	33	48	163	39	1448.2	1491	726	653	158	498	814	4.06	.268	.326	.409
1962	85	77	28	37	162	50	1451.2	1380	658	602	123	537	823	3.73	.251	.317	.370
1963	94	68	40	54	162	49	1469.0	1311	544	485	100	440	931	2.97	.239	.297	.342
1964	98	64	39	48	162	44	1467.2	1216	501	444	124	402	956	2.72	.226	.282	.336
1965	95	67	52	62	162	21	1481.2	1261	555	493	122	460	947	2.99	.231	.292	.343
1966	83	79	34	47	163	38	1475.1	1229	517	440	101	403	895	2.68	.226	.282	.324
1967	89	73	39	47	162	36	1490.1	1197	491	406	87	465	927	2.45	.219	.287	.306
1968	67	95	40	51	162	20	1468.0	1290	527	448	97	451	834	2.75	.236	.301	.337
1969	68	94	25	41	162	29	1437.2	1470	723	672	146	564	810	4.21	.267	.337	.398
1970	56	106	30	41	162	20	1430.1	1554	822	725	164	556	762	4.56	.280	.347	.419
1971	79	83	32	43	162	46	1450.1	1348	597	503	100	468	976	3.12	.247	.307	.349
1972	87	67	42	55	154	36	1385.1	1269	538	480	94	431	936	3.12	.245	.305	.348
1973	77	85	35	42	162	48	1456.0	1484	705	625	110	574	846	3.86	.266	.336	.379
1974	80	80	29	45	163	55	1465.2	1470	721	641	103	548	826	3.94	.263	.332	.370
1975	75	86	39	53	161	34	1452.1	1489	703	634	107	655	799	3.93	.268	.347	.383
1976	64	97	22	31	161	54	1448.0	1460	745	684	87	600	802	4.25	.266	.339	.373
1977	90	72	40	51	162	34	1444.2	1557	771	681	136	516	842	4.24	.277	.339	.410
1978	71	90	33	46	161	38	1409.1	1380	731	660	128	586	710	4.21	.259	.334	.390
1979	73	86	37	51	159	28	1409.0	1365	748	642	114	618	675	4.10	.256	.334	.378
1980	70	90	42	62	162	32	1435.1	1434	722	625	108	563	724	3.92	.263	.333	.380
1981	54	52	23	30	106	20	940.2	891	423	363	73	336	529	3.47	.252	.319	.361
1982	87	75	41	55	162	30	1439.0	1502	710	618	99	460	753	3.87	.270	.326	.385
1983	99	63	48	63	162	35	1445.1	1355	650	591	128	447	877	3.68	.248	.307	.380
1984	74	88	32	51	162	43	1454.1	1416	736	668	155	483	840	4.13	.256	.318	.402
1985	85	77	39	58	163	20	1451.2	1411	720	655	161	569	1023	4.06	.256	.327	.406
1986	72	90	38	62	162	18	1442.1	1361	699	630	143	561	895	3.93	.251	.323	.392
1987	77	85	37	52	162	29	1447.2	1436	746	690	189	537	792	4.29	.259	.327	.416
1988	71	90	43	57	161	11	1439.0	1467	757	660	138	533	754	4.13	.266	.331	.399
1989	69	92	46	62	161	9	1422.0	1472	750	661	144	539	778	4.18	.269	.335	.410
1990	94	68	68	85	162	17	1449.1	1313	633	582	106	548	914	3.61	.244	.316	.358
1991	87	75	40	64	162	28	1478.0	1302	681	622	154	601	923	3.79	.239	.315	.374
1992	86	76	52	73	162	21	1461.2	1400	690	620	123	550	810	3.82	.252	.323	.371
1993	94	68	48	58	162	16	1454.0	1398	664	598	125	566	974	3.70	.255	.328	.372
1994	67	46	20	34	113	13	1011.1	964	498	445	115	377	754	3.96	.250	.317	.391
1995	68	76	36	58	145	12	1284.2	1374	758	693	164	617	892	4.85	.275	.356	.432
1996	85	77	43	75	162	7	1461.0	1529	794	733	174	616	1039	4.52	.270	.343	.424
1997	80	81	52	70	161	6	1422.1	1505	833	748	175	575	961	4.73	.271	.340	.430
1998	80	82	42	63	163	8	1438.2	1569	931	835	211	580	911	5.22	.278	.348	.453
1999	75	86	39	56	162	6	1438.1	1608	870	786	210	596	968	4.92	.282	.353	.447
2000	95	67	43	67	162	5	1450.1	1509	839	751	195	614	1037	4.66	.270	.346	.434
2001	83	79	51	71	162	8	1433.1	1465	795	725	181	500	921	4.55	.266	.334	.427
2002	81	81	35	46	162	7	1423.0	1422	798	716	190	528	945	4.53	.260	.330	.423
2003	86	76	36	53	162	12	1431.0	1364	715	663	162	518	1056	4.17	.253	.322	.404
2004	83	79	34	46	162	8	1432.1	1505	831	782	224	527	1013	4.91	.272	.338	.453
2005	99	63	54	73	162	9	1475.2	1392	645	592	167	459	1040	3.61	.249	.310	.397
2006	90	72	46	63	162	5	1449.0	1534	794	743	200	433	1012	4.61	.271	.326	.440
2007	72	90	42	65	162	9	1440.2	1556	839	763	174	499	1015	4.77	.276	.338	.435
2008	89	74	34	52	163	4	1457.2	1471	729	658	156	460	1147	4.06	.261	.320	.410
2009	79	83	36	54	162	4	1439.2	1438	732	663	169	507	1119	4.14	.261	.325	.414
2010	88	74	43	57	162	6	1446.1	1471	704	658	136	490	1149	4.09	.264	.325	.395
2011	79	83	42	62	162	6	1460.0	1463	706	665	147	439	1220	4.10	.261	.317	.397
2012	85	77	37	57	162	6	1445.2	1365	676	646	186	503	1246	4.02	.250	.319	.405
2013	63	99	40	60	162	5	1455.0	1424	723	643	182	509	1249	3.98	.256	.322	.408
2014	73	89	36	57	162	3	1441.0	1468	758	687	140	557	1152	4.29	.265	.337	.401
2015	76	86	37	52	162	7	1452.2	1443	701	643	162	474	1359	3.98	.260	.322	.410
2016	78	84	43	71	162	7	1446.2	1422	715	659	185	521	1270	4.10	.257	.326	.419

FRONT OFFICE  
FIELD STAFF  
PLAYERS  
OPPONENTS  
2018 REVIEW  
HISTORY  
RECORDS  
MINOR LEAGUES  
MEDIAMISC.

# YEAR-BY-YEAR BATTING LEADERS

## AVERAGE

1901 F. Jones.....340	1980 C. Lemon.....292	1943 W. Moses.....82	1906 F. Isbell.....153	1963 P. Ward.....177
1902 F. Jones.....321	1981 W. Nordhagen.....308	1944 W. Moses.....82	1907 J. Donahue.....158	1964 F. Robinson.....158
1903 D. Green.....309	1982 G. Luzinski.....292	1945 W. Moses.....79	1908 Two players.....134	1965 D. Buford.....166
1904 D. Green.....265	1983 T. Paciorek.....307	1946 T. Tucker.....62	1909 P. Dougherty.....140	1966 T. Agee.....172
1905 J. Donahue.....287	1984 H. Baines.....304	1947 L. Appling.....67	1910 P. Dougherty.....110	1967 D. Buford.....129
1906 F. Isbell.....279	1985 H. Baines.....309	1948 T. Lupien.....69	1911 M. McIntyre.....184	1968 L. Aparicio.....164
1907 P. Dougherty.....270	1986 H. Baines.....296	1949 D. Philley.....84	1912 M. McIntyre.....168	1969 L. Aparicio.....168
1908 P. Dougherty.....278	1987 I. Calderon.....293	1950 G. Zernial.....75	1913 B. Weaver.....145	1970 L. Aparicio.....173
1909 P. Dougherty.....285	1988 D. Gallagher.....303	1951 M. Minoso.....109	1914 S. Collins.....164	1971 C. May.....147
1910 P. Dougherty.....248	1989 H. Baines.....321	1952 M. Minoso.....96	1915 E. Collins.....173	1972 C. May.....161
1911 M. McIntyre.....323	1990 C. Fisk.....285	1953 M. Minoso.....104	1916 J. Jackson.....202	1973 B. Melto.....155
1912 P. Bodie.....294	1991 F. Thomas.....318	1954 M. Minoso.....119	1917 H. Felsch.....177	1974 K. Henderson.....176
1913 H. Chase.....286	1992 F. Thomas.....324	1955 N. Fox.....100	1918 B. Weaver.....126	1975 J. Orta.....165
1914 J. Fournier.....311	1993 F. Thomas.....317	1956 N. Fox.....109	1919 J. Jackson.....181	1976 J. Orta.....174
1915 S. Collins.....332	1994 F. Thomas.....353	1957 N. Fox.....110	1920 E. Collins.....224	1977 R. Garr.....163
1916 J. Jackson.....341	1995 F. Thomas.....308	1958 N. Fox.....82	1921 E. Johnson.....181	1978 L. Johnson.....136
1917 H. Felsch.....308	1996 F. Thomas.....349	1959 L. Aparicio.....98	1922 E. Collins.....194	1979 C. Lemon.....177
1918 B. Weaver.....300	1997 F. Thomas.....347	1960 J. Landis.....89	1923 E. Collins.....182	1980 J. Morrison.....171
1919 J. Jackson.....351	1998 A. Belle.....328	1961 M. Minoso.....91	1924 E. Collins.....194	1981 T. Bernazard.....106
1920 J. Jackson.....382	1999 F. Thomas.....305	1962 J. Cunningham.....91	1925 E. Shealy.....189	1982 G. Luzinski.....170
1921 E. Collins.....337	2000 F. Thomas.....328	1963 P. Ward.....80	1926 J. Mostil.....197	1983 H. Baines.....167
1922 E. Collins.....324	2001 M. Ordonez.....305	1964 R. Hansen.....85	1927 B. Falk.....175	1984 H. Baines.....173
1923 E. Collins.....360	2002 M. Ordonez.....320	1965 D. Buford.....93	1928 W. Kamm.....170	1985 H. Baines.....198
1924 B. Falk.....352	2003 M. Ordonez.....317	1966 T. Agee.....98	1929 B. Cissell.....173	1986 H. Baines.....169
1925 E. Collins.....346	2004 A. Rowand.....310	1967 T. Agee.....73	1930 C. Reynolds.....102	1987 I. Calderon.....159
1926 B. Falk.....345	2005 S. Podsednik.....290	1968 L. Aparicio.....55	1931 L. Blue.....179	1988 H. Baines.....166
1927 B. Falk.....327	2006 J. Dye.....315	1969 L. Aparicio.....77	1932 R. Kress.....147	1989 I. Calderon.....178
1928 W. Kamm.....308	2007 J. Thome.....275	1970 L. Aparicio.....86	1933 A. Simmons.....200	1990 I. Calderon.....166
1929 C. Reynolds.....317	2008 J. Dye.....292	1971 B. Melton.....72	1934 A. Simmons.....192	1991 F. Thomas.....178
1930 C. Reynolds.....359	2009 S. Podsednik.....304	1972 D. Allen.....90	1935 R. Radcliff.....178	1992 F. Thomas.....185
1931 L. Blue.....304	2010 P. Konerko.....312	1973 B. Melton.....83	1936 R. Radcliff.....207	1993 F. Thomas.....174
1932 R. Fothergill.....295	2011 P. Konerko.....300	1974 D. Allen.....84	1937 R. Radcliff.....190	1994 F. Thomas.....141
1933 A. Simmons.....331	2012 A. Rios.....312	1975 P. Kelly.....73	1938 R. Radcliff.....166	1995 L. Johnson.....186
1934 A. Simmons.....344	2013 A. Ramirez.....284	1976 J. Orta.....74	1939 M. Kreevich.....175	1996 F. Thomas.....184
1935 L. Appling.....307	2014 J. Abreu.....317	1977 C. Lemon.....99	1940 L. Appling.....197	1997 F. Thomas.....184
1936 L. Appling.....388	2015 J. Abreu.....290	1978 R. Garr.....69	1941 L. Appling.....186	1998 A. Belle.....200
1937 Z. Bonura.....345	2016 M. Cabrera.....296	1979 Two players.....79	1942 D. Kolloway.....164	1999 M. Ordonez.....188
1938 H. Steinbacher.....331		1980 C. Lemon.....76	1943 L. Appling.....192	2000 F. Thomas.....191
1939 B. McNair.....342	<b>RUNS SCORED</b>	1981 G. Luzinski.....55	1944 W. Moses.....150	2001 M. Ordonez.....181
1940 L. Appling.....348	1901 F. Jones.....120	1982 S. Kemp.....91	1945 W. Moses.....168	2002 M. Ordonez.....189
1941 T. Wright.....322	1902 S. Strang.....108	1983 R. Law.....95	1946 L. Appling.....180	2003 M. Ordonez.....192
1942 D. Kolloway.....273	1903 D. Green.....75	1984 H. Baines.....72	1947 L. Appling.....154	2004 C. Lee.....180
1943 L. Appling.....328	1904 D. Green.....83	1985 H. Baines.....86	1948 L. Appling.....156	2005 P. Konerko.....163
1944 R. Hodgins.....295	1905 F. Jones.....91	1986 H. Baines.....72	1949 C. Michaels.....173	2006 P. Konerko.....177
1945 T. Cuccinello.....308	1906 E. Hahn.....80	1987 I. Calderon.....93	1950 G. Zernial.....152	2007 P. Konerko.....142
1946 L. Appling.....309	1907 E. Hahn.....87	1988 Two players.....88	1951 N. Fox.....189	2008 O. Cabrera.....186
1947 T. Wright.....324	1908 F. Jones.....92	1989 I. Calderon.....83	1952 N. Fox.....192	2009 S. Podsednik.....163
1948 L. Appling.....314	1909 P. Dougherty.....71	1990 I. Calderon.....85	1953 N. Fox.....178	2010 J. Pierre.....179
1949 C. Michaels.....308	1910 R. Zeider.....57	1991 F. Thomas.....104	1954 N. Fox.....201	2011 J. Pierre.....178
1950 E. Robinson.....311	1911 H. Lord.....103	1992 F. Thomas.....108	1955 N. Fox.....198	2012 A. Rios.....184
1951 M. Minoso.....324	1912 M. Rath.....104	1993 F. Thomas.....106	1956 N. Fox.....192	2013 A. Ramirez.....181
1952 Two players.....296	1913 H. Lord.....62	1994 F. Thomas.....106	1957 N. Fox.....196	2014 J. Abreu.....176
1953 M. Minoso.....313	1914 B. Weaver.....64	1995 F. Thomas.....102	1958 N. Fox.....187	2015 J. Abreu.....178
1954 M. Minoso.....320	1915 E. Collins.....118	1996 T. Phillips.....119	1959 N. Fox.....191	2016 J. Abreu.....183
1955 G. Kell.....312	1916 J. Jackson.....91	1997 F. Thomas.....110	1960 M. Minoso.....184	
1956 M. Minoso.....316	1917 E. Collins.....97	1998 R. Durham.....126	1961 L. Aparicio.....170	*Led League
1957 N. Fox.....317	1918 N. Leibold.....51	1999 R. Durham.....109	1962 F. Robinson.....187	
1958 N. Fox.....300	1919 B. Weaver.....89	2000 R. Durham.....121		
1959 N. Fox.....306	1920 E. Collins.....117	2001 R. Durham.....104		
1960 A. Smith.....315	1921 E. Johnson.....93	2002 M. Ordonez.....116		
1961 F. Robinson.....310	1922 H. Hooper.....111	2003 C. Lee.....100		
1962 F. Robinson.....312	1923 J. Mostil.....91	2004 C. Lee.....103		
1963 P. Ward.....295	1924 E. Collins.....108	2005 P. Konerko.....98		
1964 F. Robinson.....301	1925 J. Mostil.....135	2006 J. Thome.....108		
1965 D. Buford.....293	1926 J. Mostil.....120	2007 J. Thome.....79		
1966 T. Agee.....278	1927 A. Metzler.....87	2008 Two players.....96		
1967 K. Berry.....241	1928 A. Metzler.....71	2009 J. Dye.....78		
1968 T. Davis.....268	1929 B. Cissell.....83	2010 J. Pierre.....96		
1969 W. Williams.....304	1930 C. Reynolds.....103	2011 A. Ramirez.....81		
1970 L. Aparicio.....313	1931 L. Blue.....119	2012 A. Rios.....93		
1971 C. May.....294	1932 R. Kress.....83	2013 A. De Aza.....84		
1972 D. Allen.....308	1933 E. Swanson.....102	2014 A. Ramirez.....82		
1973 P. Kelly.....280	1934 A. Simmons.....102	2015 A. Eaton.....98		
1974 J. Orta.....316	1935 Z. Bonura.....107	2016 A. Eaton.....91		
1975 J. Orta.....304	1936 Z. Bonura.....120			
1976 R. Garr.....300	1937 Two players.....105	<b>HITS</b>		
1977 R. Garr.....300	1938 M. Owen.....84	1901 F. Jones.....162		
1978 L. Johnson.....273	1939 J. Kuhel.....107	1902 F. Jones.....171		
1979 C. Lemon.....318	1940 J. Kuhel.....111	1903 D. Green.....154		
	1941 J. Kuhel.....99	1904 G. Davis.....143		
	1942 L. Appling.....78	1905 Two players.....153		



Hall-of-Famer Nellie Fox led the White Sox in hits nine straight seasons from 1951-59.

# YEAR-BY-YEAR BATTING LEADERS

## DOUBLES

1901	D. Hoy	28
1902	G. Davis	27
1903	N. Callahan	26
1904	L. Tannehill	31
1905	G. Davis	29
1906	G. Davis	26
1907	F. Isbell	19
1908	J. Anderson	17
1909	P. Dougherty	23
1910	Two players	10
1911	P. Bodie	27
1912	E. Collins	34
1913	E. Collins	26
1914	E. Collins	34
1915	E. Collins	24
1916	J. Jackson	40
1917	Two players	20
1918	Two players	18
1919	H. Felsch	34
1920	J. Jackson	42
1921	B. Falk	31
1922	E. Sheely	37
1923	W. Kamm	39
1924	B. Falk	37
1925	E. Sheely	43
1926	B. Falk	43
1927	Two players	35
1928	W. Kamm	30
1929	W. Kamm	33
1930	S. Jolley	30
1931	L. Fonseca	26
1932	R. Kress	42
1933	L. Appling	36
1934	A. Simmons	36
1935	Z. Bonura	34
1936	Z. Bonura	39
1937	L. Appling	42
1938	J. Kuhel	27
1939	Two players	30
1940	T. Wright	31
1941	J. Kuhel	39
1942	D. Kolloway	40
1943	L. Appling	33
1944	H. Trosky	32
1945	W. Moses	35
1946	L. Appling	27
1947	L. Appling	29
1948	D. Philley	28
1949	C. Michaels	27
1950	Two players	21
1951	Two players	32
1952	F. Robinson	33
1953	N. Fox	31
1954	M. Mino	29
1955	N. Fox	28
1956	M. Mino	29
1957	M. Mino	36
1958	Two players	23
1959	N. Fox	34
1960	Two players	32
1961	A. Smith	29
1962	F. Robinson	45
1963	P. Ward	34
1964	P. Ward	28
1965	P. Ward	25
1966	T. Agee	27
1967	T. Agee	26
1968	L. Aparicio	24
1969	B. Melton	26
1970	L. Aparicio	29
1971	C. May	21
1972	D. Allen	28
1973	B. Melton	29
1974	K. Henderson	35
1975	B. Dent	29
1976	J. Orta	29
1977	C. Lemon	38
1978	C. Lemon	24
1979	C. Lemon	44

1980	J. Morrison	40
1981	C. Lemon	23
1982	G. Luzinski	37
1983	H. Baines	33
1984	G. Walker	29
1985	G. Walker	38
1986	H. Baines	29
1987	L. Calderon	38
1988	H. Baines	39
1989	L. Calderon	34
1990	L. Calderon	44
1991	F. Thomas	31
1992	F. Thomas	46
1993	F. Thomas	36
1994	F. Thomas	34
1995	Two players	27
1996	R. Durham	31
1997	A. Belle	45
1998	A. Belle	48
1999	F. Thomas	36
2000	F. Thomas	44
2001	R. Durham	42
2002	M. Ordonez	47
2003	M. Ordonez	46
2004	A. Rowand	38
2005	A. Rowand	30
2006	J. Crede	31
2007	Two players	34
2008	J. Dye	41
2009	P. Konerko	30
2010	P. Konerko	30
2011	Two players	31
2012	A. Rios	37
2013	A. Ramirez	39
2014	Two players	35
2015	M. Cabrera	36
2016	M. Cabrera	42

## TRIPLES

1901	S. Mertes	17
1902	D. Green	11
1903	F. Isbell	9
1904	G. Davis	5
1905	F. Jones	12
1906	F. Isbell	11
1907	Two players	7
1908	E. Hahn	8
1909	P. Dougherty	13
1910	E. Collins	8
1911	H. Lord	18
1912	H. Lord	12
1913	H. Lord	12
1914	R. Demmitt	12
1915	J. Fournier	18
1916	J. Jackson	21
1917	J. Jackson	17
1918	E. Collins	11
1919	J. Jackson	14
1920	J. Jackson	20
1921	J. Mulligan	21
1922	J. Mostil	14
1923	J. Mostil	15
1924	Two players	8
1925	J. Mostil	16
1926	J. Mostil	15
1927	W. Kamm	13
1928	A. Metzler	14
1929	A. Metzler	13
1930	C. Reynolds	18
1931	L. Blue	15
1932	L. Appling	10
1933	Two players	10
1934	A. Simmons	7
1935	R. Radcliff	11
1936	M. Kreevich	8
1937	Two players	16
1938	M. Kreevich	12
1939	G. Walker	11
1940	L. Appling	13
1941	Two players	8
1942	Two players	5

1943	W. Moses	12
1944	W. Moses	9
1945	W. Moses	15
1946	Three players	5
1947	D. Philley	11
1948	Two players	6
1949	C. Michaels	9
1950	N. Fox	7
1951	M. Mino	14
1952	N. Fox	10
1953	J. Rivera	16
1954	M. Mino	18
1955	Two players	7
1956	M. Mino	11
1957	N. Fox	8
1958	L. Aparicio	9
1959	J. Landis	7
1960	N. Fox	10
1961	J. Landis	8
1962	F. Robinson	10
1963	Three players	6
1964	D. Buford	6
1965	F. Robinson	6
1966	T. Agee	8
1967	D. Buford	9
1968	T. McCraw	12
1969	L. Aparicio	31
1970	C. May	4
1971	C. May	7
1972	P. Kelly	7
1973	J. Orta	10
1974	K. Henderson	5
1975	J. Orta	10
1976	J. Orta	8
1977	J. Orta	8
1978	R. Garr	8
1979	A. Bannister	8
1980	Two players	6
1981	H. Baines	7
1982	T. Bernazard	9
1983	R. Law	7
1984	H. Baines	10
1985	O. Guillen	9
1986	G. Walker	6
1987	O. Guillen	7
1988	O. Guillen	7
1989	L. Calderon	9
1990	S. Sosa	12
1991	L. Johnson	13
1992	L. Johnson	12
1993	L. Johnson	14
1994	L. Johnson	14
1995	L. Johnson	12
1996	Two players	8
1997	Two players	6
1998	R. Durham	8
1999	R. Durham	8
2000	R. Durham	9
2001	R. Durham	10
2002	K. Lofton	6
2003	D. Jimenez	5
2004	J. Uribe	6
2005	T. Iguchi	6
2006	S. Podsednik	6
2007	Two players	4
2008	Three players	2
2009	S. Podsednik	6
2010	Two players	3
2011	J. Pierre	4
2012	A. Rios	8
2013	A. De Aza	4
2014	A. Eaton	10
2015	A. Eaton	9
2016	A. Eaton	9

## HOME RUNS

1901	S. Mertes	5
1902	F. Isbell	4
1903	D. Green	6
1904	F. Jones	3
1905	Three players	2

1906	Two players	2
1907	Two players	2
1908	Three players	1
1909	Four players	1
1910	C. Gandil	2
1911	P. Bodie	4
1912	Two players	5
1913	P. Bodie	8
1914	J. Fournier	6
1915	J. Fournier	6
1916	H. Felsch	5
1917	H. Felsch	6
1918	E. Collins	2
1919	Two players	7
1920	H. Felsch	14
1921	E. Sheely	11
1922	B. Falk	12
1923	H. Hooper	10
1924	H. Hooper	10
1925	E. Sheely	9
1926	B. Falk	8
1927	B. Falk	9
1928	Two players	3
1929	C. Reynolds	11
1930	C. Reynolds	22
1931	C. Reynolds	6
1932	R. Kress	9
1933	A. Simmons	14
1934	Z. Bonura	27
1935	Z. Bonura	21
1936	Z. Bonura	12
1937	Z. Bonura	19
1938	G. Walker	16
1939	J. Kuhel	15
1940	J. Kuhel	27
1941	J. Kuhel	12
1942	W. Moses	7
1943	J. Kuhel	5
1944	H. Trosky	10
1945	Two players	4
1946	T. Wright	7
1947	R. York	15
1948	P. Seery	18
1949	S. Souchock	7
1950	G. Zernial	29
1951	E. Robinson	29
1952	E. Robinson	22
1953	M. Mino	15
1954	M. Mino	19
1955	W. Dropp	19
1956	L. Doby	24
1957	Two players	14
1958	S. Lollar	20
1959	S. Lollar	22
1960	R. Slevers	28
1961	A. Smith	28
1962	A. Smith	16

1963	Two players	22
1964	P. Ward	23
1965	Two players	18
1966	T. Agee	22
1967	P. Ward	18
1968	P. Ward	15
1969	B. Melton	23
1970	B. Melton	33
1971	B. Melton	33
1972	D. Allen	37
1973	Two players	20
1974	D. Allen	32
1975	D. Johnson	18
1976	Two players	14
1977	O. Gamble	31
1978	E. Soderholm	20
1979	C. Lemon	17
1980	Two players	15
1981	G. Luzinski	21
1982	H. Baines	25
1983	R. Kittle	35
1984	R. Kittle	32
1985	C. Fisk	37
1986	H. Baines	21
1987	L. Calderon	28
1988	D. Pasqua	20
1989	L. Calderon	14
1990	C. Fisk	18
1991	F. Thomas	32
1992	G. Bell	25
1993	F. Thomas	41
1994	F. Thomas	38
1995	F. Thomas	40
1996	F. Thomas	40
1997	F. Thomas	35
1998	A. Belle	49
1999	M. Ordonez	30
2000	F. Thomas	43
2001	P. Konerko	32
2002	M. Ordonez	38
2003	F. Thomas	42
2004	P. Konerko	41
2005	P. Konerko	40
2006	J. Dye	44
2007	J. Thome	35
2008	C. Quentin	36
2009	P. Konerko	28
2010	P. Konerko	39
2011	P. Konerko	31
2012	A. Dunn	41
2013	A. Dunn	34
2014	J. Abreu	35
2015	J. Abreu	30
2016	T. Frazier	40

\*Led League



Bill Melton led the American League with 33 home runs in 1971.

FRONT OFFICE

FIELD STAFF

PLAYERS

OPPONENTS

2018 REVIEW

HISTORY

RECORDS

MINOR LEAGUES

MEDIA/MISC.

# YEAR-BY-YEAR BATTING LEADERS

## RUNS BATTED IN

1901 S. Mertes.....98	1980 L. Johnson.....81	1943 L. Appling.....90	1906 F. Isbell.....37	1963 Two players.....15
1902 G. Davis.....93	1981 G. Luzinski.....62	1944 H. Trosky.....62	1907 P. Dougherty.....33	1964 A. Weis.....22
1903 D. Green.....62	1982 H. Baines.....105	1945 W. Moses.....69	1908 P. Dougherty.....47	1965 D. Buford.....17
1904 G. Davis.....69	1983 R. Kittle.....100	1946 L. Appling.....71	1909 P. Dougherty.....36	1966 D. Buford.....51
1905 J. Donahue.....76	1984 H. Baines.....94	1947 F. Baker.....66	1910 R. Zeidler.....49	1967 D. Buford.....34
1906 G. Davis.....80	1985 H. Baines.....113	1948 L. Appling.....94	1911 N. Callahan.....45	1968 S. Alomar.....21
1907 J. Donahue.....68	1986 H. Baines.....88	1949 L. Appling.....121	1912 R. Zeidler.....47	1969 L. Aparicio.....24
1908 F. Jones.....50	1987 G. Walker.....94	1950 C. Carrasquel.....66	1913 H. Lord.....24	1970 Two players.....12
1909 P. Dougherty.....55	1988 H. Baines.....81	1951 E. Robinson.....77	1914 S. Collins.....30	1971 C. May.....16
1910 P. Dougherty.....43	1989 I. Calderon.....87	1952 M. Minoso.....71	1915 E. Collins.....46	1972 P. Kelly.....32
1911 P. Bodie.....97	1990 L. Calderon.....74	1953 F. Fain.....108	1916 E. Collins.....40	1973 P. Kelly.....22
1912 S. Collins.....81	1991 F. Thomas.....109	1954 C. Carrasquel.....85	1917 E. Collins.....53	1974 P. Kelly.....18
1913 B. Weaver.....52	1992 F. Thomas.....115	1955 M. Minoso.....76	1918 E. Collins.....22	1975 P. Kelly.....18
1914 S. Collins.....65	1993 F. Thomas.....128	1956 L. Doby.....102	1919 E. Collins.....33	1976 J. Orta.....24
1915 S. Collins.....85	1994 F. Thomas.....101	1957 M. Minoso.....79	1920 Two players.....19	1977 R. Garr.....12
1916 J. Jackson.....78	1995 F. Thomas.....111	1958 S. Lollar.....59	1921 E. Johnson.....22	1978 B. Molinaro.....22
1917 H. Felsch.....102	1996 F. Thomas.....134	1959 J. Landis.....78	1922 E. Johnson.....21	1979 A. Bannister.....22
1918 S. Collins.....56	1997 F. Thomas.....125	1960 J. Landis.....80	1923 E. Johnson.....47	1980 B. Molinaro.....18
1919 J. Jackson.....96	1998 A. Belle.....152	1961 M. Minoso.....67	1924 E. Collins.....42	1981 R. LeFlore.....36
1920 J. Jackson.....121	1999 M. Ordonez.....117	1962 J. Cunningham.....101	1925 J. Mostil.....43	1982 R. Law.....36
1921 E. Sheely.....95	2000 F. Thomas.....143	1963 R. Hansen.....78	1926 J. Mostil.....35	1983 R. Law.....77
1922 Two players.....80	2001 M. Ordonez.....113	1964 R. Hansen.....73	1927 B. Barrett.....20	1984 R. Law.....29
1923 E. Sheely.....88	2002 M. Ordonez.....135	1965 F. Robinson.....76	1928 J. Mostil.....23	1985 R. Law.....29
1924 E. Sheely.....103	2003 C. Lee.....113	1966 D. Buford.....69	1929 B. Cissell.....25	1986 J. Cangelosi.....50
1925 E. Sheely.....111	2004 P. Konerko.....117	1967 D. Buford.....65	1930 Two players.....16	1987 G. Redus.....52
1926 B. Falk.....108	2005 P. Konerko.....100	1968 P. Ward.....76	1931 B. Cissell.....18	1988 G. Redus.....26
1927 Two players.....83	2006 J. Dye.....120	1969 L. Aparicio.....66	1932 Two players.....17	1989 O. Guillen.....36
1928 W. Kamm.....84	2007 J. Thome.....96	1970 C. May.....79	1933 E. Swanson.....19	1990 L. Johnson.....36
1929 C. Reynolds.....67	2008 C. Quentin.....100	1971 M. Andrews.....63	1934 E. Swanson.....10	1991 T. Raines.....51
1930 S. Jolley.....114	2009 P. Konerko.....88	1972 D. Allen.....99	1935 L. Appling.....12	1992 T. Raines.....45
1931 C. Reynolds.....77	2010 P. Konerko.....111	1973 B. Melton.....75	1936 T. Piet.....15	1993 L. Johnson.....35
1932 L. Appling.....63	2011 P. Konerko.....105	1974 K. Henderson.....66	1937 L. Appling.....18	1994 L. Johnson.....26
1933 A. Simmons.....119	2012 A. Dunn.....96	1975 B. Melton.....78	1938 M. Kreevich.....13	1995 L. Johnson.....40
1934 Z. Bonura.....110	2013 A. Dunn.....86	1976 J. Spencer.....49	1939 M. Kreevich.....23	1996 R. Durham.....30
1935 Z. Bonura.....92	2014 J. Abreu.....107	1977 R. Zisk.....55	1940 M. Kreevich.....15	1997 R. Durham.....33
1936 Z. Bonura.....138	2015 J. Abreu.....101	1978 L. Johnson.....43	1941 J. Kuhel.....20	1998 R. Durham.....36
1937 Z. Bonura.....100	2016 J. Abreu.....100	1979 C. Lemon.....56	1942 J. Kuhel.....22	1999 R. Durham.....34
1938 G. Walker.....87		1980 C. Lemon.....71	1943 W. Moses.....56	2000 R. Durham.....25
1939 G. Walker.....111		1981 G. Luzinski.....58	1944 W. Moses.....21	2001 M. Ordonez.....25
1940 J. Kuhel.....94		1982 Two players.....89	1945 J. Dickshot.....18	2002 K. Lofton.....22
1941 T. Wright.....97		1983 G. Luzinski.....70	1946 D. Kolloway.....14	2003 C. Lee.....18
1942 D. Kolloway.....60		1984 G. Luzinski.....56	1947 D. Philley.....21	2004 W. Harris.....19
1943 L. Appling.....80		1985 C. Fisk.....52	1948 T. Lupien.....11	2005 S. Podsednik.....59
1944 H. Trosky.....70		1986 J. Cangelosi.....71	1949 D. Philley.....13	2006 S. Podsednik.....40
1945 R. Schalk.....65		1987 G. Walker.....75	1950 D. Philley.....6	2007 J. Owens.....32
1946 L. Appling.....55		1988 H. Baines.....67	1951 M. Minoso.....31	2008 O. Cabrera.....19
1947 R. York.....64		1989 H. Baines.....60	1952 M. Minoso.....22	2009 S. Podsednik.....30
1948 P. Seerey.....64		1990 C. Fisk.....61	1953 M. Minoso.....25	2010 J. Pierre.....68
1949 C. Michaels.....83		1991 F. Thomas.....138	1954 Two players.....18	2011 J. Pierre.....27
1950 G. Zernial.....93		1992 F. Thomas.....122	1955 J. Rivera.....25	2012 A. De Aza.....26
1951 E. Robinson.....117		1993 F. Thomas.....112	1956 L. Aparicio.....21	2013 A. Ramirez.....30
1952 E. Robinson.....104		1994 F. Thomas.....109	1957 L. Aparicio.....28	2014 A. Ramirez.....21
1953 M. Minoso.....104		1995 F. Thomas.....136	1958 L. Aparicio.....29	2015 A. Eaton.....18
1954 M. Minoso.....116		1996 T. Phillips.....125	1959 L. Aparicio.....56	2016 T. Frazier.....15
1955 G. Kell.....81		1997 F. Thomas.....109	1960 L. Aparicio.....51	
1956 L. Doby.....102		1998 F. Thomas.....110	1961 L. Aparicio.....53	
1957 M. Minoso.....103		1999 F. Thomas.....87	1962 L. Aparicio.....31	
1958 S. Lollar.....84		2000 F. Thomas.....112		
1959 S. Lollar.....84		2001 M. Ordonez.....70		
1960 M. Minoso.....103		2002 F. Thomas.....88		
1961 A. Smith.....93		2003 F. Thomas.....100		
1962 F. Robinson.....109		2004 P. Konerko.....69		
1963 P. Ward.....84		2005 P. Konerko.....81		
1964 P. Ward.....94		2006 J. Thome.....107		
1965 M. Skowron.....78		2007 J. Thome.....95		
1966 T. Agee.....86		2008 J. Thome.....91		
1967 P. Ward.....62		2009 J. Thome.....69		
1968 Two players.....50		2010 P. Konerko.....72		
1969 B. Melton.....87		2011 P. Konerko.....77		
1970 B. Melton.....96		2012 A. Dunn.....105		
1971 B. Melton.....86		2013 A. Dunn.....76		
1972 D. Allen.....113		2014 A. Dunn.....65		
1973 C. May.....96		2015 A. Eaton.....58		
1974 K. Henderson.....95		2016 T. Frazier.....64		
1975 J. Orta.....83				
1976 J. Orta.....72				
1977 R. Zisk.....101				
1978 L. Johnson.....72				
1979 C. Lemon.....86				

## WALKS

1901 D. Hoy.....86
1902 S. Strang.....76
1903 Two players.....47
1904 D. Green.....63
1905 F. Jones.....73
1906 F. Jones.....83
1907 E. Hahn.....84
1908 F. Jones.....86
1909 P. Dougherty.....51
1910 R. Zeider.....62
1911 M. McIntyre.....64
1912 M. Rath.....95
1913 M. Rath.....46
1914 L. Blackburne.....66
1915 E. Collins.....119
1916 E. Collins.....86
1917 E. Collins.....89
1918 E. Collins.....73
1919 N. Leibold.....72
1920 E. Collins.....69
1921 E. Collins.....66
1922 E. Collins.....73
1923 E. Collins.....84
1924 E. Sheely.....95
1925 Two players.....90
1926 J. Mostil.....79
1927 W. Kamm.....70
1928 A. Metzler.....77
1929 A. Metzler.....80
1930 C. Watwood.....52
1931 L. Blue.....127
1932 L. Blue.....64
1933 E. Swanson.....93
1934 Two players.....64
1935 L. Appling.....122
1936 Z. Bonura.....94
1937 L. Appling.....86
1938 J. Kuhel.....72
1939 L. Appling.....105
1940 J. Kuhel.....87
1941 L. Appling.....82
1942 W. Moses.....74

## STOLEN BASES

1901 F. Isbell.....52
1902 S. Mertes.....46
1903 D. Green.....29
1904 G. Davis.....32
1905 J. Donahue.....32



Harold Baines led the White Sox in RBI four times in five seasons from 1984-88.

\*Led League

# YEAR-BY-YEAR PITCHING LEADERS

## WINS

1901 C. Griffin .....	24
1902 R. Patterson .....	19
1903 D. White .....	17
1904 F. Owen .....	21
1905 N. Altrock .....	22
1906 N. Altrock .....	21
1907 D. White .....	27
1908 E. Walsh .....	40
1909 F. Smith .....	24
1910 E. Walsh .....	16
1911 E. Walsh .....	27
1912 E. Walsh .....	27
1913 R. Russell .....	21
1914 J. Scott .....	16
1915 Two pitchers .....	24
1916 R. Russell .....	17
1917 E. Cicotte .....	*28
1918 E. Cicotte .....	12
1919 E. Cicotte .....	*29
1920 R. Faber .....	23
1921 R. Faber .....	25
1922 R. Faber .....	21
1923 R. Faber .....	14
1924 H. Thurston .....	20
1925 T. Lyons .....	*21
1926 T. Lyons .....	18
1927 T. Lyons .....	*22
1928 T. Thomas .....	17
1929 Two pitchers .....	14
1930 T. Lyons .....	22
1931 V. Frazier .....	13
1932 Two pitchers .....	10
1933 Two pitchers .....	10
1934 G. Earnshaw .....	14
1935 T. Lyons .....	15
1936 V. Kennedy .....	21
1937 M. Stratton .....	15
1938 M. Stratton .....	15
1939 Two pitchers .....	15
1940 Two pitchers .....	14
1941 T. Lee .....	22
1942 T. Lyons .....	14
1943 O. Grove .....	15
1944 B. Dietrich .....	16
1945 T. Lee .....	15
1946 Two pitchers .....	13
1947 E. Lopat .....	16
1948 Two pitchers .....	9
1949 B. Wight .....	15
1950 B. Pierce .....	12
1951 B. Pierce .....	15
1952 B. Pierce .....	15
1953 B. Pierce .....	18
1954 V. Trucks .....	19
1955 B. Pierce .....	15
1956 B. Pierce .....	20
1957 B. Pierce .....	*20
1958 B. Pierce .....	17
1959 E. Wynn .....	*22
1960 B. Pierce .....	14
1961 J. Pizarro .....	14
1962 R. Herbert .....	20
1963 G. Peters .....	19
1964 G. Peters .....	*20
1965 E. Fisher .....	15
1966 T. John .....	14
1967 J. Horlen .....	19
1968 W. Wood .....	13
1969 J. Horlen .....	13
1970 T. John .....	12
1971 W. Wood .....	22
1972 W. Wood .....	*24
1973 W. Wood .....	*24
1974 J. Kaat .....	21
1975 J. Kaat .....	20
1976 K. Brett .....	10
1977 S. Stone .....	15
1978 S. Stone .....	12
1979 K. Kravec .....	15

1980 B. Burns .....	15
1981 B. Burns .....	10
1982 L. Hoyt .....	*19
1983 L. Hoyt .....	*24
1984 T. Seaver .....	15
1985 B. Burns .....	18
1986 J. Cowley .....	11
1987 F. Bannister .....	16
1988 J. Reuss .....	13
1989 M. Perez .....	11
1990 Two pitchers .....	14
1991 J. McDowell .....	17
1992 J. McDowell .....	20
1993 J. McDowell .....	*22
1994 Two pitchers .....	12
1995 A. Fernandez .....	12
1996 A. Fernandez .....	16
1997 Two pitchers .....	12
1998 M. Sirotko .....	14
1999 J. Baldwin .....	12
2000 M. Sirotko .....	15
2001 M. Buehrle .....	16
2002 M. Buehrle .....	19
2003 E. Loaiza .....	21
2004 M. Buehrle .....	16
2005 J. Garland .....	18
2006 J. Garland .....	18
2007 J. Vazquez .....	15
2008 G. Floyd .....	17
2009 Two pitchers .....	13
2010 J. Danks .....	15
2011 M. Buehrle .....	13
2012 C. Sale .....	17
2013 C. Sale .....	11
2014 C. Sale .....	12
2015 C. Sale .....	13
2016 C. Sale .....	17

## ERA

1901 N. Callahan .....	2.42
1902 V. Garvin .....	2.21
1903 D. White .....	2.13
1904 D. White .....	1.71
1905 D. White .....	1.76
1906 D. White .....	*1.52
1907 E. Walsh .....	*1.60
1908 E. Walsh .....	1.42
1909 E. Walsh .....	1.41
1910 E. Walsh .....	*1.27
1911 E. Walsh .....	2.22
1912 E. Walsh .....	2.15
1913 E. Cicotte .....	1.58
1914 E. Cicotte .....	1.04
1915 J. Scott .....	2.03
1916 E. Cicotte .....	1.78
1917 E. Cicotte .....	*1.53
1918 J. Benz .....	2.51
1919 E. Cicotte .....	1.82
1920 R. Faber .....	2.99
1921 R. Faber .....	*2.48
1922 R. Faber .....	*2.80
1923 H. Thurston .....	3.05
1924 H. Thurston .....	3.80
1925 T. Blankenship .....	3.16
1926 T. Lyons .....	3.01
1927 T. Lyons .....	2.84
1928 T. Thomas .....	3.08
1929 T. Thomas .....	3.19
1930 T. Lyons .....	3.78
1931 R. Faber .....	3.82
1932 T. Lyons .....	3.28
1933 S. Jones .....	3.36
1934 G. Earnshaw .....	4.52
1935 T. Lyons .....	3.02
1936 V. Kennedy .....	4.63
1937 M. Stratton .....	2.40
1938 T. Lee .....	3.49
1939 T. Lyons .....	2.76
1940 J. Rigney .....	3.11
1941 T. Lee .....	*2.37
1942 T. Lyons .....	*2.10

1943 O. Grove .....	2.75
1944 J. Haynes .....	2.57
1945 T. Lee .....	2.44
1946 E. Lopat .....	2.73
1947 J. Haynes .....	2.42
1948 B. Wight .....	4.80
1949 B. Wight .....	3.31
1950 B. Wight .....	3.58
1951 S. Rogovin .....	*2.48
1952 J. Dobson .....	2.51
1953 B. Pierce .....	2.72
1954 S. Consuegra .....	2.69
1955 B. Pierce .....	*1.97
1956 J. Harshman .....	3.10
1957 D. Donovan .....	2.77
1958 B. Pierce .....	2.68
1959 B. Shaw .....	2.69
1960 F. Baumann .....	*2.67
1961 J. Pizarro .....	3.05
1962 E. Fisher .....	3.10
1963 G. Peters .....	*2.33
1964 J. Horlen .....	1.88
1965 E. Fisher .....	2.40
1966 G. Peters .....	*1.98
1967 J. Horlen .....	*2.06
1968 T. John .....	1.98
1969 T. John .....	3.25
1970 T. John .....	3.28
1971 W. Wood .....	1.91
1972 W. Wood .....	2.51
1973 T. Forster .....	3.23
1974 J. Kaat .....	2.92
1975 J. Kaat .....	3.11
1976 K. Brett .....	3.32
1977 K. Kravec .....	4.10
1978 F. Barnos .....	4.05
1979 R. Baumgarten .....	3.53
1980 B. Burns .....	2.84
1981 D. Lamp .....	2.41
1982 L. Hoyt .....	3.53
1983 R. Dotson .....	3.23
1984 R. Dotson .....	3.59
1985 T. Seaver .....	3.17
1986 F. Bannister .....	3.54
1987 F. Bannister .....	3.58
1988 J. Reuss .....	3.44
1989 J. King .....	3.39
1990 G. Hibbard .....	3.16
1991 J. McDowell .....	3.41
1992 J. McDowell .....	3.18
1993 W. Alvarez .....	2.95
1994 W. Alvarez .....	3.45
1995 A. Fernandez .....	3.80
1996 A. Fernandez .....	3.45
1997 J. Baldwin .....	5.27
1998 M. Sirotko .....	5.06
1999 M. Sirotko .....	4.00
2000 M. Sirotko .....	3.79
2001 M. Buehrle .....	3.29
2002 M. Buehrle .....	3.58
2003 E. Loaiza .....	2.90
2004 M. Buehrle .....	3.89
2005 M. Buehrle .....	3.12
2006 J. Contreras .....	4.27
2007 M. Buehrle .....	3.63
2008 J. Danks .....	3.32
2009 J. Danks .....	3.77
2010 J. Danks .....	3.72
2011 M. Buehrle .....	3.59
2012 C. Sale .....	3.05
2013 C. Sale .....	3.07
2014 C. Sale .....	2.17
2015 J. Quintana .....	3.36
2016 J. Quintana .....	3.20

## GAMES

1901 Patterson .....	41
1902 N. Callahan .....	35
1903 P. Flaherty .....	40
1904 N. Altrock .....	38
1905 F. Owen .....	42

1906 F. Owen .....	42
1907 E. Walsh .....	56
1908 E. Walsh .....	66
1909 F. Smith .....	51
1910 E. Walsh .....	45
1911 E. Walsh .....	56
1912 E. Walsh .....	62
1913 R. Russell .....	52
1914 J. Benz .....	48
1915 R. Faber .....	50
1916 R. Russell .....	56
1917 D. Danforth .....	50
1918 D. Danforth .....	39
1919 L. Williams .....	41
1920 D. Kerr .....	45
1921 D. Kerr .....	44
1922 R. Faber .....	43
1923 Two pitchers .....	43
1924 S. Connally .....	44
1925 T. Lyons .....	43
1926 T. Thomas .....	44
1927 S. Connally .....	43
1928 T. Lyons .....	39
1929 T. Lyons .....	37
1930 T. Lyons .....	42
1931 P. Caraway .....	51
1932 R. Faber .....	42
1933 J. Heving .....	40
1934 P. Gallivan .....	35
1935 V. Kennedy .....	31
1936 C. Brown .....	38
1937 C. Brown .....	53
1938 J. Rigney .....	38
1939 C. Brown .....	61
1940 J. Rigney .....	39
1941 T. Lee .....	35
1942 J. Haynes .....	40
1943 G. Maltzberger .....	43
1944 G. Maltzberger .....	46
1945 O. Grove .....	33
1946 E. Caldwell .....	39
1947 E. Caldwell .....	40
1948 H. Judson .....	40
1949 M. Surkont .....	44
1950 H. Judson .....	46
1951 B. Pierce .....	37
1952 B. Kennedy .....	47
1953 H. Dorish .....	55
1954 D. Johnson .....	46
1955 S. Consuegra .....	44
1956 B. Pierce .....	35
1957 G. Staley .....	47
1958 G. Staley .....	50
1959 G. Staley .....	67
1960 G. Staley .....	64
1961 T. Low .....	59
1962 E. Fisher .....	57

1963 H. Wilhelm .....	55
1964 H. Wilhelm .....	73
1965 E. Fisher .....	82
1966 B. Locker .....	56
1967 B. Locker .....	77
1968 W. Wood .....	88
1969 W. Wood .....	76
1970 W. Wood .....	77
1971 S. Kealey .....	54
1972 T. Forster .....	62
1973 T. Forster .....	51
1974 T. Forster .....	59
1975 R. Gossage .....	62
1976 D. Hamilton .....	45
1977 L. LaGrow .....	66
1978 J. Willoughby .....	59
1979 R. Scarbery .....	45
1980 E. Farmer .....	64
1981 L. Hoyt .....	43
1982 S. Barojas .....	61
1983 S. Barojas .....	52
1984 R. Reed .....	51
1985 B. James .....	69
1986 G. Nelson .....	54
1987 R. Seavage .....	58
1988 B. Thigpen .....	68
1989 B. Thigpen .....	61
1990 B. Thigpen .....	77
1991 S. Radinsky .....	67
1992 S. Radinsky .....	68
1993 S. Radinsky .....	73
1994 R. Hernandez .....	45
1995 R. Hernandez .....	60
1996 R. Hernandez .....	72
1997 T. Castillo .....	64
1998 B. Simas .....	60
1999 B. Simas .....	40
2000 K. Wunsch .....	83
2001 K. Foulke .....	72
2002 D. Marte .....	68
2003 D. Marte .....	71
2004 D. Marte .....	74
2005 N. Cotts .....	69
2006 N. Cotts .....	70
2007 Two pitchers .....	68
2008 M. Thornton .....	74
2009 M. Thornton .....	70
2010 M. Thornton .....	61
2011 J. Crain .....	67
2012 M. Thornton .....	74
2013 M. Lindstrom .....	76
2014 J. Petricka .....	67
2015 Z. Duke .....	71
2016 N. Jones .....	71

\*Led League



Billy Pierce led the White Sox in wins nine times.

# YEAR-BY-YEAR PITCHING LEADERS

## GAMES STARTED

1901 R. Patterson.....35	1980 Two pitchers.....32	1943 O. Grove.....18	1906 E. Walsh.....10	1963 R. Herbert.....7
1902 N. Callahan.....31	1981 R. Dotson.....24	1944 B. Dietrich.....15	1907 D. White.....7	1964 J. Pizarro.....7
1903 D. White.....36	1982 L. Hoyt.....32	1945 T. Lee.....19	1908 E. Walsh.....11	1965 J. Horlen.....4
1904 Two pitchers.....36	1983 L. Hoyt.....36	1946 E. Lopat.....20	1909 E. Walsh.....8	1966 T. John.....5
1905 F. Owen.....38	1984 L. Hoyt.....34	1947 E. Lopat.....22	1910 E. Walsh.....7	1967 Two pitchers.....6
1906 F. Owen.....36	1985 Two pitchers.....34	1948 Two pitchers.....7	1911 E. Walsh.....5	1968 Four pitchers.....1
1907 E. Walsh.....46	1986 R. Dotson.....34	1949 R. Gumpert.....18	1912 E. Walsh.....6	1969 G. Peters.....3
1908 E. Walsh.....49	1987 F. Bannister.....34	1950 B. Pierce.....15	1913 R. Russell.....8	1970 T. John.....3
1909 F. Smith.....41	1988 M. Perez.....32	1951 B. Pierce.....18	1914 Two pitchers.....4	1971 W. Wood.....7
1910 E. Walsh.....36	1989 M. Perez.....31	1952 B. Pierce.....14	1915 J. Scott.....7	1972 W. Wood.....8
1911 E. Walsh.....37	1990 M. Perez.....35	1953 B. Pierce.....19	1916 R. Russell.....5	1973 Two pitchers.....4
1912 E. Walsh.....41	1991 J. McDowell.....35	1954 V. Trucks.....16	1917 E. Cicotte.....7	1974 J. Kaat.....3
1913 J. Scott.....38	1992 Two pitchers.....34	1955 B. Pierce.....16	1918 Two pitchers.....2	1975 W. Wood.....2
1914 J. Benz.....35	1993 Two pitchers.....34	1956 B. Pierce.....21	1919 Two pitchers.....5	1976 B. Johnson.....3
1915 J. Scott.....35	1994 J. McDowell.....25	1957 Two pitchers.....19	1920 E. Cicotte.....4	1977 Two pitchers.....1
1916 Two pitchers.....26	1995 A. Fernandez.....30	1958 B. Pierce.....16	1921 R. Faber.....4	1978 Two pitchers.....2
1917 E. Cicotte.....35	1996 Two pitchers.....35	1959 E. Wynn.....14	1922 Two pitchers.....4	1979 Two pitchers.....3
1918 E. Cicotte.....30	1997 J. Navarro.....33	1960 E. Wynn.....13	1923 R. Faber.....2	1980 S. Trout.....2
1919 L. Williams.....40	1998 M. Sirotko.....33	1961 J. Pizarro.....12	1924 S. Thurston.....1	1981 R. Dotson.....4
1920 R. Faber.....39	1999 J. Baldwin.....33	1962 R. Herbert.....12	1925 T. Lyons.....5	1982 Two pitchers.....2
1921 R. Faber.....39	2000 Two pitchers.....32	1963 R. Herbert.....14	1926 Two pitchers.....3	1983 B. Burns.....4
1922 R. Faber.....38	2001 M. Buehrle.....32	1964 Two pitchers.....11	1927 Two pitchers.....3	1984 T. Seaver.....4
1923 C. Robertson.....34	2002 M. Buehrle.....34	1965 J. Horlen.....7	1928 T. Thomas.....3	1985 B. Burns.....4
1924 S. Thurston.....36	2003 M. Buehrle.....35	1966 G. Peters.....11	1929 T. Thomas.....2	1986 N. Allen.....2
1925 Two pitchers.....32	2004 M. Buehrle.....35	1967 J. Horlen.....13	1930 Two pitchers.....1	1987 Three pitchers.....2
1926 T. Thomas.....32	2005 Two pitchers.....33	1968 G. Peters.....6	1931 Two pitchers.....2	1988 Two pitchers.....1
1927 T. Thomas.....36	2006 F. Garcia.....33	1969 Two pitchers.....7	1932 Two pitchers.....1	1989 Two pitchers.....1
1928 T. Thomas.....32	2007 Two pitchers.....32	1970 T. John.....10	1933 Three pitchers.....2	1990 M. Perez.....3
1929 Three pitchers.....31	2008 M. Buehrle.....34	1971 W. Wood.....22	1934 G. Earnshaw.....2	1991 J. McDowell.....3
1930 T. Lyons.....36	2009 M. Buehrle.....33	1972 W. Wood.....20	1935 T. Lyons.....3	1992 A. Fernandez.....2
1931 T. Thomas.....36	2010 M. Buehrle.....33	1973 W. Wood.....21	1936 Five pitchers.....1	1993 J. McDowell.....4
1932 S. Jones.....28	2011 M. Buehrle.....31	1974 W. Wood.....22	1937 M. Stratton.....5	1994 A. Fernandez.....3
1933 T. Lyons.....27	2012 J. Peavy.....32	1975 W. Wood.....14	1938 J. Whitehead.....2	1995 A. Fernandez.....2
1934 G. Earnshaw.....30	2013 J. Quintana.....33	1976 K. Brett.....16	1939 Two pitchers.....2	1996 A. Fernandez.....1
1935 J. Whitehead.....27	2014 Two pitchers.....32	1977 F. Barrios.....9	1940 T. Lyons.....4	1997 W. Alvarez.....1
1936 V. Kennedy.....34	2015 Two pitchers.....32	1978 F. Barrios.....9	1941 J. Humphries.....4	1998 None
1937 V. Kennedy.....30	2016 Two pitchers.....32	1979 K. Kravec.....10	1942 Three pitchers.....2	1999 M. Sirotko.....1
1938 T. Lee.....30		1980 B. Burns.....11	1943 O. Grove.....3	2000 Two pitchers.....1
1939 Two pitchers.....29		1981 Two pitchers.....5	1944 Two pitchers.....2	2001 M. Buehrle.....2
1940 J. Rigney.....33		1982 L. Hoyt.....14	1945 O. Grove.....4	2002 M. Buehrle.....2
1941 T. Lee.....34		1983 L. Hoyt.....11	1946 Three pitchers.....2	2003 None
1942 Two pitchers.....28		1984 R. Dotson.....14	1947 E. Lopat.....3	2004 Two pitchers.....1
1943 J. Humphries.....27		1985 B. Burns.....8	1948 Two pitchers.....1	2005 J. Garland.....3
1944 B. Dietrich.....36		1986 F. Bannister.....6	1949 Two pitchers.....3	2006 Two pitchers.....1
1945 O. Grove.....30		1987 F. Bannister.....11	1950 B. Wight.....3	2007 J. Contreras.....2
1946 E. Lopat.....29		1988 Two pitchers.....3	1951 S. Rogovin.....3	2008 None
1947 E. Lopat.....31		1989 Three pitchers.....2	1952 B. Pierce.....4	2009 M. Buehrle.....1
1948 B. Wight.....32		1990 J. McDowell.....4	1953 B. Pierce.....7	2010 Two pitchers.....1
1949 B. Wight.....33		1991 J. McDowell.....15	1954 V. Trucks.....5	2011 Four pitchers.....1
1950 B. Pierce.....29		1992 J. McDowell.....13	1955 B. Pierce.....6	2012 Two pitchers.....1
1951 B. Pierce.....28		1993 J. McDowell.....10	1956 J. Harshman.....4	2013 C. Sale.....1
1952 B. Pierce.....32		1994 J. McDowell.....6	1957 J. Wilson.....5	2014 None
1953 B. Pierce.....33		1995 A. Fernandez.....5	1958 Two pitchers.....4	2015 J. Samardzija.....2
1954 V. Trucks.....33		1996 A. Fernandez.....6	1959 E. Wynn.....5	2016 C. Sale.....1
1955 B. Pierce.....26		1997 Two pitchers.....2	1960 E. Wynn.....4	
1956 B. Pierce.....33		1998 M. Sirotko.....5	1961 Three pitchers.....1	
1957 B. Pierce.....34		1999 M. Sirotko.....3	1962 E. Wynn.....3	
1958 Two pitchers.....34		2000 Two pitchers.....2		
1959 E. Wynn.....37		2001 M. Buehrle.....4		
1960 E. Wynn.....35		2002 M. Buehrle.....5		
1961 B. Pierce.....28		2003 B. Colon.....9		
1962 R. Herbert.....35		2004 M. Buehrle.....4		
1963 R. Herbert.....33		2005 Two pitchers.....3		
1964 G. Peters.....36		2006 Five pitchers.....1		
1965 J. Horlen.....34		2007 M. Buehrle.....3		
1966 T. John.....33		2008 Four pitchers.....1		
1967 G. Peters.....36		2009 Four pitchers.....1		
1968 J. Horlen.....35		2010 M. Buehrle.....3		
1969 J. Horlen.....35		2011 J. Danks.....2		
1970 T. John.....37		2012 J. Peavy.....4		
1971 W. Wood.....42		2013 C. Sale.....4		
1972 W. Wood.....49		2014 C. Sale.....2		
1973 W. Wood.....48		2015 Two pitchers.....2		
1974 W. Wood.....42		2016 C. Sale.....*6		
1975 W. Wood.....43				
1976 B. Johnson.....32				
1977 Two pitchers.....31				
1978 F. Barrios.....32				
1979 K. Kravec.....35				

## COMPLETE GAMES

1901 R. Patterson.....30	1980 Two pitchers.....32	1943 O. Grove.....18	1906 E. Walsh.....10	1963 R. Herbert.....7
1902 N. Callahan.....29	1981 R. Dotson.....24	1944 B. Dietrich.....15	1907 D. White.....7	1964 J. Pizarro.....7
1903 Two pitchers.....29	1982 L. Hoyt.....32	1945 T. Lee.....19	1908 E. Walsh.....11	1965 J. Horlen.....4
1904 T. Lee.....34	1983 L. Hoyt.....36	1946 E. Lopat.....20	1909 E. Walsh.....8	1966 T. John.....5
1905 F. Owen.....38	1984 L. Hoyt.....34	1947 E. Lopat.....22	1910 E. Walsh.....7	1967 Two pitchers.....6
1906 F. Owen.....36	1985 Two pitchers.....34	1948 Two pitchers.....7	1911 E. Walsh.....5	1968 Four pitchers.....1
1907 E. Walsh.....46	1986 R. Dotson.....34	1949 R. Gumpert.....18	1912 E. Walsh.....6	1969 G. Peters.....3
1908 E. Walsh.....49	1987 F. Bannister.....34	1950 B. Pierce.....15	1913 R. Russell.....8	1970 T. John.....3
1909 F. Smith.....41	1988 M. Perez.....32	1951 B. Pierce.....18	1914 Two pitchers.....4	1971 W. Wood.....7
1910 E. Walsh.....36	1989 M. Perez.....31	1952 B. Pierce.....14	1915 J. Scott.....7	1972 W. Wood.....8
1911 E. Walsh.....37	1990 M. Perez.....35	1953 B. Pierce.....19	1916 R. Russell.....5	1973 Two pitchers.....4
1912 E. Walsh.....41	1991 J. McDowell.....35	1954 V. Trucks.....16	1917 E. Cicotte.....7	1974 J. Kaat.....3
1913 J. Scott.....38	1992 Two pitchers.....34	1955 B. Pierce.....16	1918 Two pitchers.....2	1975 W. Wood.....2
1914 J. Benz.....35	1993 Two pitchers.....34	1956 B. Pierce.....21	1919 Two pitchers.....5	1976 B. Johnson.....3
1915 J. Scott.....35	1994 J. McDowell.....25	1957 Two pitchers.....19	1920 E. Cicotte.....4	1977 Two pitchers.....1
1916 Two pitchers.....26	1995 A. Fernandez.....30	1958 B. Pierce.....16	1921 R. Faber.....4	1978 Two pitchers.....2
1917 E. Cicotte.....35	1996 Two pitchers.....35	1959 E. Wynn.....14	1922 Two pitchers.....4	1979 Two pitchers.....3
1918 E. Cicotte.....30	1997 J. Navarro.....33	1960 E. Wynn.....13	1923 R. Faber.....2	1980 S. Trout.....2
1919 L. Williams.....40	1998 M. Sirotko.....33	1961 J. Pizarro.....12	1924 S. Thurston.....1	1981 R. Dotson.....4
1920 R. Faber.....39	1999 J. Baldwin.....33	1962 R. Herbert.....12	1925 T. Lyons.....5	1982 Two pitchers.....2
1921 R. Faber.....39	2000 Two pitchers.....32	1963 R. Herbert.....14	1926 Two pitchers.....3	1983 B. Burns.....4
1922 R. Faber.....38	2001 M. Buehrle.....32	1964 Two pitchers.....11	1927 Two pitchers.....3	1984 T. Seaver.....4
1923 C. Robertson.....34	2002 M. Buehrle.....34	1965 J. Horlen.....7	1928 T. Thomas.....3	1985 B. Burns.....4
1924 S. Thurston.....36	2003 M. Buehrle.....35	1966 G. Peters.....11	1929 T. Thomas.....2	1986 N. Allen.....2
1925 Two pitchers.....32	2004 M. Buehrle.....35	1967 J. Horlen.....13	1930 Two pitchers.....1	1987 Three pitchers.....2
1926 T. Thomas.....32	2005 Two pitchers.....33	1968 G. Peters.....6	1931 Two pitchers.....2	1988 Two pitchers.....1
1927 T. Thomas.....36	2006 F. Garcia.....33	1969 Two pitchers.....7	1932 Two pitchers.....1	1989 Two pitchers.....1
1928 T. Thomas.....32	2007 Two pitchers.....32	1970 T. John.....10	1933 Three pitchers.....2	1990 M. Perez.....3
1929 Three pitchers.....31	2008 M. Buehrle.....34	1971 W. Wood.....22	1934 G. Earnshaw.....2	1991 J. McDowell.....3
1930 T. Lyons.....36	2009 M. Buehrle.....33	1972 W. Wood.....20	1935 T. Lyons.....3	1992 A. Fernandez.....2
1931 T. Thomas.....36	2010 M. Buehrle.....33	1973 W. Wood.....21	1936 Five pitchers.....1	1993 J. McDowell.....4
1932 S. Jones.....28	2011 M. Buehrle.....31	1974 W. Wood.....22	1937 M. Stratton.....5	1994 A. Fernandez.....3
1933 T. Lyons.....27	2012 J. Peavy.....32	1975 W. Wood.....14	1938 J. Whitehead.....2	1995 A. Fernandez.....2
1934 G. Earnshaw.....30	2013 J. Quintana.....33	1976 K. Brett.....16	1939 Two pitchers.....2	1996 A. Fernandez.....1
1935 J. Whitehead.....27	2014 Two pitchers.....32	1977 F. Barrios.....9	1940 T. Lyons.....4	1997 W. Alvarez.....1
1936 V. Kennedy.....34	2015 Two pitchers.....32	1978 F. Barrios.....9	1941 J. Humphries.....4	1998 None
1937 V. Kennedy.....30	2016 Two pitchers.....32	1979 K. Kravec.....10	1942 Three pitchers.....2	1999 M. Sirotko.....1
1938 T. Lee.....30		1980 B. Burns.....11	1943 O. Grove.....3	2000 Two pitchers.....1
1939 Two pitchers.....29		1981 Two pitchers.....5	1944 Two pitchers.....2	2001 M. Buehrle.....2
1940 J. Rigney.....33		1982 L. Hoyt.....14	1945 O. Grove.....4	2002 M. Buehrle.....2
1941 T. Lee.....34		1983 L. Hoyt.....11	1946 Three pitchers.....2	2003 None
1942 Two pitchers.....28		1984 R. Dotson.....14	1947 E. Lopat.....3	2004 Two pitchers.....1
1943 J. Humphries.....27		1985 B. Burns.....8	1948 Two pitchers.....1	2005 J. Garland.....3
1944 B. Dietrich.....36		1986 F. Bannister.....6	1949 Two pitchers.....3	2006 Two pitchers.....1
1945 O. Grove.....30		1987 F. Bannister.....11	1950 B. Wight.....3	2007 J. Contreras.....2
1946 E. Lopat.....29		1988 Two pitchers.....3	1951 S. Rogovin.....3	2008 None
1947 E. Lopat.....31		1989 Three pitchers.....2	1952 B. Pierce.....4	2009 M. Buehrle.....1
1948 B. Wight.....32		1990 J. McDowell.....4	1953 B. Pierce.....7	2010 Two pitchers.....1
1949 B. Wight.....33		1991 J. McDowell.....15	1954 V. Trucks.....5	2011 Four pitchers.....1
1950 B. Pierce.....29		1992 J. McDowell.....13	1955 B. Pierce.....6	2012 Two pitchers.....1
1951 B. Pierce.....28		1993 J. McDowell.....10	1956 J. Harshman.....4	2013 C. Sale.....1
1952 B. Pierce.....32		1994 J. McDowell.....6	1957 J. Wilson.....5	2014 None
1953 B. Pierce.....33		1995 A. Fernandez.....5	1958 Two pitchers.....4	2015 J. Samardzija.....2
1954 V. Trucks.....33		1996 A. Fernandez.....6	1959 E. Wynn.....5	2016 C. Sale.....1
1955 B. Pierce.....26		1997 Two pitchers.....2	1960 E. Wynn.....4	
1956 B. Pierce.....33		1998 M. Sirotko.....5	1961 Three pitchers.....1	
1957 B. Pierce.....34		1999 M. Sirotko.....3	1962 E. Wynn.....3	
1958 Two pitchers.....34		2000 Two pitchers.....2		
1959 E. Wynn.....37		2001 M. Buehrle.....4		
1960 E. Wynn.....35		2002 M. Buehrle.....5		
1961 B. Pierce.....28		2003 B. Colon.....9		
1962 R. Herbert.....35		2004 M. Buehrle.....4		
1963 R. Herbert.....33		2005 Two pitchers.....3		
1964 G. Peters.....36		2006 Five pitchers.....1		
1965 J. Horlen.....34		2007 M. Buehrle.....3		
1966 T. John.....33		2008 Four pitchers.....1		
1967 G. Peters.....36		2009 Four pitchers.....1		
1968 J. Horlen.....35		2010 M. Buehrle.....3		
1969 J. Horlen.....35		2011 J. Danks.....2		
1970 T. John.....37		2012 J. Peavy.....4		
1971 W. Wood.....42		2013 C. Sale.....4		
1972 W. Wood.....49		2014 C. Sale.....2		
1973 W. Wood.....48		2015 Two pitchers.....2		
1974 W. Wood.....42		2016 C. Sale.....*6		
1975 W. Wood.....43				
1976 B. Johnson.....32				
1977 Two pitchers.....31				
1978 F. Barrios.....32				
1979 K. Kravec.....35				

## SHUTOUTS

1901 C. Griffith.....5
1902 C. Griffith.....3
1903 D. White.....3
1904 D. White.....7
1905 Two pitchers.....4

\*Led League



Joel Horlen led the White Sox in games started three times and complete games twice.

# YEAR-BY-YEAR PITCHING LEADERS

## INNINGS PITCHED

1901 R. Patterson.....	312.1
1902 N. Callahan.....	282.1
1903 D. White.....	300.0
1904 F. Owen.....	315.0
1905 F. Owen.....	334.0
1906 F. Owen.....	293.0
1907 E. Walsh.....	*422.1
1908 E. Walsh.....	*464.0
1909 F. Smith.....	*365.0
1910 E. Walsh.....	369.2
1911 E. Walsh.....	*368.2
1912 E. Walsh.....	*393.0
1913 R. Russell.....	316.2
1914 J. Benz.....	283.1
1915 R. Faber.....	299.1
1916 R. Russell.....	264.1
1917 E. Cicotte.....	346.2
1918 E. Cicotte.....	*266.0
1919 E. Cicotte.....	*306.2
1920 R. Faber.....	319.0
1921 R. Faber.....	330.2
1922 R. Faber.....	*352.2
1923 C. Robertson.....	255.0
1924 H. Thurston.....	291.0
1925 T. Lyons.....	262.2
1926 T. Lyons.....	283.2
1927 T. Lyons.....	*307.2
1928 T. Thomas.....	283.0
1929 T. Thomas.....	259.2
1930 T. Lyons.....	*297.2
1931 V. Frazier.....	254.0
1932 T. Lyons.....	230.2
1933 T. Lyons.....	228.0
1934 G. Earnshaw.....	227.0
1935 J. Whitehead.....	222.1
1936 V. Kennedy.....	274.1
1937 V. Kennedy.....	221.0
1938 T. Lee.....	245.1
1939 T. Lee.....	235.0
1940 J. Rigney.....	280.2
1941 L. Lee.....	300.1
1942 J. Humphries.....	228.1
1943 O. Grove.....	216.1
1944 B. Dietrich.....	246.0
1945 T. Lee.....	228.1
1946 E. Lopat.....	231.0
1947 E. Lopat.....	252.2
1948 B. Wight.....	223.1
1949 B. Wight.....	245.0
1950 B. Pierce.....	219.1
1951 B. Pierce.....	240.1
1952 B. Pierce.....	255.1
1953 B. Pierce.....	271.1
1954 V. Trucks.....	264.2
1955 B. Pierce.....	205.2
1956 B. Pierce.....	276.1
1957 B. Pierce.....	257.0
1958 D. Donovan.....	248.0
1959 E. Wynn.....	*255.2
1960 E. Wynn.....	237.1
1961 J. Pizarro.....	194.2
1962 R. Herbert.....	236.2
1963 G. Peters.....	243.0
1964 G. Peters.....	273.2
1965 J. Horlen.....	219.0
1966 T. John.....	223.0
1967 G. Peters.....	260.0
1968 J. Horlen.....	223.2
1969 J. Horlen.....	235.2
1970 T. John.....	269.1
1971 W. Wood.....	334.0
1972 W. Wood.....	*376.2
1973 W. Wood.....	*359.1
1974 W. Wood.....	320.1
1975 J. Kaat.....	303.2
1976 R. Gossage.....	224.0
1977 F. Barrios.....	231.1
1978 S. Stone.....	212.0
1979 K. Kravec.....	250.0

1980 B. Burns.....	238.0
1981 B. Burns.....	156.2
1982 L. Hoyt.....	239.2
1983 L. Hoyt.....	260.2
1984 R. Dotson.....	245.2
1985 T. Seaver.....	238.2
1986 R. Dotson.....	197.0
1987 F. Bannister.....	228.0
1988 M. Perez.....	197.0
1989 M. Perez.....	183.1
1990 G. Hibbard.....	211.0
1991 J. McDowell.....	253.2
1992 J. McDowell.....	260.2
1993 J. McDowell.....	256.2
1994 J. McDowell.....	181.0
1995 A. Fernandez.....	203.2
1996 A. Fernandez.....	258.0
1997 J. Navarro.....	209.2
1998 M. Sirotko.....	211.2
1999 M. Sirotko.....	209.0
2000 M. Sirotko.....	197.0
2001 M. Buehrle.....	221.1
2002 M. Buehrle.....	239.0
2003 B. Colon.....	242.0
2004 M. Buehrle.....	*245.1
2005 M. Buehrle.....	*236.1
2006 F. Garcia.....	216.1
2007 J. Vazquez.....	216.2
2008 M. Buehrle.....	218.2
2009 M. Buehrle.....	213.1
2010 J. Danks.....	213.0
2011 M. Buehrle.....	205.1
2012 J. Peavy.....	219.0
2013 C. Sale.....	214.1
2014 J. Quintana.....	200.1
2015 J. Samardzija.....	214.0
2016 C. Sale.....	226.2

## STRIKEOUTS

1901 R. Patterson.....	127
1902 W. Platt.....	96
1903 D. White.....	114
1904 D. White.....	115
1905 F. Smith.....	171
1906 E. Walsh.....	171
1907 E. Walsh.....	206
1908 E. Walsh.....	269
1909 F. Smith.....	*177
1910 E. Walsh.....	258
1911 E. Walsh.....	*295
1912 E. Walsh.....	254
1913 J. Scott.....	154
1914 J. Benz.....	142
1915 R. Faber.....	183
1916 L. Williams.....	138
1917 E. Cicotte.....	150
1918 E. Cicotte.....	104
1919 L. Williams.....	125
1920 L. Williams.....	128
1921 R. Faber.....	124
1922 R. Faber.....	148
1923 Two pitchers.....	91
1924 S. Connally.....	55
1925 T. Blankenship.....	81
1926 T. Thomas.....	127
1927 T. Thomas.....	107
1928 T. Thomas.....	129
1929 R. Faber.....	68
1930 P. Carraway.....	83
1931 V. Frazier.....	87
1932 S. Jones.....	64
1933 T. Lyons.....	74
1934 G. Earnshaw.....	97
1935 J. Whitehead.....	72
1936 V. Kennedy.....	99
1937 V. Kennedy.....	114
1938 J. Rigney.....	84
1939 J. Rigney.....	119
1940 J. Rigney.....	141
1941 T. Lee.....	130
1942 E. Smith.....	78

1943 O. Grove.....	76
1944 O. Grove.....	105
1945 T. Lee.....	108
1946 E. Lopat.....	89
1947 E. Lopat.....	109
1948 B. Wight.....	68
1949 B. Pierce.....	95
1950 B. Pierce.....	118
1951 B. Pierce.....	113
1952 B. Pierce.....	144
1953 B. Pierce.....	*186
1954 V. Trucks.....	152
1955 B. Pierce.....	157
1956 B. Pierce.....	192
1957 B. Pierce.....	171
1958 E. Wynn.....	*179
1959 E. Wynn.....	179
1960 E. Wynn.....	158
1961 J. Pizarro.....	188
1962 J. Pizarro.....	173
1963 G. Peters.....	189
1964 G. Peters.....	205
1965 T. John.....	126
1966 T. John.....	138
1967 G. Peters.....	215
1968 T. John.....	117
1969 G. Peters.....	140
1970 T. John.....	138
1971 W. Wood.....	210
1972 T. Bradley.....	209
1973 W. Wood.....	199
1974 W. Wood.....	169
1975 J. Kaat.....	142
1976 R. Gossage.....	125
1977 K. Kravec.....	125
1978 K. Kravec.....	154
1979 K. Kravec.....	132
1980 B. Burns.....	133
1981 B. Burns.....	108
1982 L. Hoyt.....	124
1983 F. Bannister.....	193
1984 F. Bannister.....	152
1985 F. Bannister.....	198
1986 J. Cowley.....	132
1987 J. DeLeon.....	153
1988 M. Perez.....	138
1989 M. Perez.....	141
1990 J. McDowell.....	165
1991 J. McDowell.....	191
1992 J. McDowell.....	178
1993 A. Fernandez.....	169
1994 Two pitchers.....	127
1995 A. Fernandez.....	159
1996 A. Fernandez.....	200
1997 J. Navarro.....	142
1998 M. Sirotko.....	128
1999 M. Sirotko.....	125
2000 M. Sirotko.....	128
2001 M. Buehrle.....	126
2002 D. Wright.....	136
2003 E. Loaiza.....	*207
2004 M. Buehrle.....	165
2005 J. Contreras.....	154
2006 J. Vazquez.....	184
2007 J. Vazquez.....	213
2008 J. Vazquez.....	200
2009 G. Floyd.....	163
2010 J. Danks.....	162
2011 G. Floyd.....	151
2012 J. Peavy.....	194
2013 C. Sale.....	226
2014 C. Sale.....	208
2015 C. Sale.....	274
2016 C. Sale.....	233

## SAVES

1954 D. Johnson.....	7
1955 D. Howell.....	9
1956 D. Howell.....	4
1957 Two pitchers.....	7
1958 G. Staley.....	8

1959 T. Lowm.....	15
1960 G. Staley.....	10
1961 T. Lowm.....	11
1962 T. Lowm.....	6
1963 H. Wilhelm.....	21
1964 H. Wilhelm.....	27
1965 E. Fisher.....	24
1966 B. Locker.....	12
1967 B. Locker.....	24
1968 W. Wood.....	16
1969 W. Wood.....	15
1970 W. Wood.....	21
1971 B. Johnson.....	14
1972 T. Forster.....	29
1973 C. Acosta.....	18
1974 T. Forster.....	24
1975 G. Gossage.....	26
1976 D. Hamilton.....	10
1977 L. LaGrow.....	25
1978 L. LaGrow.....	16
1979 E. Farmer.....	14
1980 E. Farmer.....	30
1981 Two pitchers.....	10
1982 S. Barajas.....	21
1983 D. Lamp.....	15
1984 R. Reed.....	12
1985 B. James.....	32
1986 B. James.....	14
1987 B. Thigpen.....	16
1988 B. Thigpen.....	34
1989 B. Thigpen.....	34
1990 B. Thigpen.....	*57
1991 B. Thigpen.....	30
1992 B. Thigpen.....	22
1993 R. Hernandez.....	38
1994 R. Hernandez.....	14
1995 R. Hernandez.....	32
1996 R. Hernandez.....	38
1997 M. Karchner.....	15
1998 B. Simas.....	18
1999 B. Howry.....	28
2000 K. Foulke.....	34
2001 K. Foulke.....	42
2002 Two pitchers.....	11
2003 T. Gordon.....	12
2004 S. Takatsu.....	19
2005 D. Hermanson.....	34
2006 B. Jenks.....	41
2007 B. Jenks.....	40
2008 B. Jenks.....	30
2009 B. Jenks.....	29
2010 B. Jenks.....	27
2011 S. Santos.....	30
2012 A. Reed.....	29
2013 A. Reed.....	40
2014 J. Petricka.....	14
2015 D. Robertson.....	34
2016 D. Robertson.....	37

\*Led League



Bobby Thigpen saved a major-league record 57 games in 1990, a mark that stood for 18 years.

# AMERICAN LEAGUE BATTING LEADERS

## BATTING AVERAGE

1936	Luke Appling.....	.388
1943	Luke Appling.....	.328
1997	Frank Thomas.....	.347

## AT-BATS

1907	Jiggs Donahue.....	609
1952	Nellie Fox.....	648
1955	Nellie Fox.....	636
1956	Nellie Fox.....	649
1959	Nellie Fox.....	624
1960	Nellie Fox.....	605

## RUNS SCORED

1925	John Mostil.....	135
1994	Frank Thomas.....	106

## HITS

1952	Nellie Fox.....	192
1954	Nellie Fox#.....	201
1957	Nellie Fox.....	196
1958	Nellie Fox.....	187
1960	Minnie Minoso.....	184
1995	Lance Johnson.....	186

## TOTAL BASES

1916	Joe Jackson.....	293
1954	Minnie Minoso.....	304
1998	Albert Belle.....	399

## DOUBLES

1942	Don Kolloway.....	40
1945	Wally Moses.....	35
1957	Minnie Minoso.....	36
1962	Floyd Robinson.....	45
1979	Chet Lemon#.....	44
1992	Frank Thomas#.....	46

## TRIPLES

1916	Joe Jackson.....	21
1920	Joe Jackson.....	20
1937	Dixie Walker#.....	16
1937	Mike Kreevich#.....	16
1943	Wally Moses#.....	12
1951	Minnie Minoso.....	14
1953	Jim Rivera.....	16
1954	Minnie Minoso.....	18
1956	Minnie Minoso#.....	11
1960	Nellie Fox.....	10
1991	Lance Johnson#.....	13
1992	Lance Johnson.....	12
1993	Lance Johnson.....	14
1994	Lance Johnson.....	14
2014	Adam Eaton#.....	10
2016	Adam Eaton.....	9

## HOME RUNS

1971	Bill Melton.....	33
1972	Dick Allen.....	37
1974	Dick Allen.....	32

## RUNS BATTED IN

1972	Dick Allen.....	113
------	-----------------	-----

## WALKS

1901	Dummy Hoy.....	86
1915	Eddie Collins.....	119
1925	John Mostil#.....	90
1925	Willie Kamm#.....	90
1972	Dick Allen#.....	99
1991	Frank Thomas.....	138
1992	Frank Thomas#.....	122
1994	Frank Thomas.....	109
1995	Frank Thomas.....	136
1996	Tony Phillips.....	125
2012	Adam Dunn.....	105

## ON-BASE PERCENTAGE

1943	Luke Appling.....	.419
1972	Dick Allen.....	.422
1991	Frank Thomas.....	.453
1992	Frank Thomas.....	.439
1994	Frank Thomas.....	.487
1997	Frank Thomas#.....	.456

## SLUGGING PERCENTAGE

1915	Jack Fournier.....	.491
1972	Dick Allen.....	.603
1974	Dick Allen.....	.563
1984	Harold Baines.....	.541
1994	Frank Thomas.....	.729
1998	Albert Belle.....	.655
2014	Jose Abreu.....	.581

## STOLEN BASES

1901	Frank Isbell.....	52
1908	Patsy Dougherty.....	47
1919	Eddie Collins.....	33
1923	Eddie Collins.....	47
1924	Eddie Collins.....	42
1925	John Mostil.....	43
1926	John Mostil.....	35
1951	Minnie Minoso.....	31
1952	Minnie Minoso.....	22
1953	Minnie Minoso.....	25
1955	Jim Rivera.....	25
1956	Luis Aparicio.....	21
1957	Luis Aparicio.....	28
1958	Luis Aparicio.....	29
1959	Luis Aparicio.....	56
1960	Luis Aparicio.....	51
1961	Luis Aparicio.....	53
1962	Luis Aparicio.....	31
2010	Juan Pierre.....	68

#Tied For League Lead

## 30/30/30/30 Club

The 2006 White Sox are one of four teams in major-league history to feature four players with 30 or more home runs in one season, joining the 2000 Anaheim Angels, 2000 Toronto Blue Jays and 2009 Philadelphia Phillies. Jermaine Dye (43), Jim Thome (42), Paul Konerko (35) and Joe Crede (30) each hit 30-plus homers for the Sox in 2006.

## 20/20/20/20/20 Vision

The White Sox featured a franchise record six players with 20 or more home runs in 2004. Paul Konerko hit a career-best 41 home runs, tied for the fourth-highest total in club history. Carlos Lee's 31 homers matched his career best (2003), while Jose Valentin (30), Aaron Rowand (24), Juan Uribe (23) and Joe Crede (21) each established personal bests.

## The Big Hurt

With a .347 average in 1997, Frank Thomas became just the second player (third time) in White Sox history to win the American League batting title. Luke Appling won batting crowns for the Sox in 1936 (.388) and 1943 (.328). At 6-foot-5 and 275 pounds, Thomas also became the largest player ever to win a batting title. Dave Parker (1978-79) and John Olerud (1993) each were listed at 6-foot-5 when they led the league in average, while Miguel Cabrera (2012) was listed at 240 pounds.



# AMERICAN LEAGUE PITCHING LEADERS

## WINS

1907	Doc White#	27
1908	Ed Walsh	40
1917	Ed Cicotte	28
1919	Ed Cicotte	29
1925	Ted Lyons#	21
1927	Ted Lyons#	22
1957	Billy Pierce#	20
1959	Early Wynn	22
1964	Gary Peters#	20
1972	Wilbur Wood#	24
1973	Wilbur Wood	24
1982	LaMarr Hoyt	19
1983	LaMarr Hoyt	24
1993	Jack McDowell	22

## WINNING PERCENTAGE

1901	Clark Griffith	.774
1908	Ed Walsh	.727
1916	Ed Cicotte	.682
1917	Reb Russell	.750
1919	Ed Cicotte	.806
1954	Sandy Consuegra	.842
1957	Dick Donovan#	.727
1959	Bob Shaw	.750
1962	Ray Herbert	.690
1967	Joel Horlen	.731
1983	Richard Dotson	.759
1994	Jason Bere	.857

## EARNED RUN AVERAGE

1906	Doc White	1.52
1907	Ed Walsh	1.60
1910	Ed Walsh	1.27
1917	Ed Cicotte	1.53
1921	Red Faber	2.48
1922	Red Faber	2.80
1941	Thornton Lee	2.37
1942	Ted Lyons	2.10
1947	Joe Haynes	2.42
1951	Saul Rogovin*	2.48
1955	Billy Pierce	1.97
1960	Frank Baumann	2.67
1963	Gary Peters	2.33
1966	Gary Peters	1.98
1967	Joel Horlen	2.06

## GAMES

1907	Ed Walsh	56
1908	Ed Walsh	66
1909	Frank Smith	51
1910	Ed Walsh#	45
1911	Ed Walsh	56
1912	Ed Walsh	62
1913	Reb Russell	52
1915	Red Faber#	50
1917	Dave Danforth	50
1937	Clint Brown	53
1939	Clint Brown	61
1942	Joe Haynes	40
1952	Bill Kennedy	47
1959	Gerry Staley	67
1965	Eddie Fisher	82
1967	Bob Locker	77
1968	Wilbur Wood	88
1969	Wilbur Wood	76

1970	Wilbur Wood	77
1990	Bobby Thigpen	77
2000	Kelly Wunsch	83

## GAMES STARTED

1907	Ed Walsh	46
1908	Ed Walsh	49
1909	Frank Smith	41
1912	Ed Walsh	41
1913	Jim Scott	38
1919	Lefty Williams	40
1920	Red Faber	39
1927	Tommy Thomas	36
1959	Early Wynn	37
1972	Wilbur Wood	49
1973	Wilbur Wood	48
1974	Wilbur Wood	42
1975	Wilbur Wood	43
1991	Jack McDowell#	35
1994	Jack McDowell#	25
2004	Mark Buehrle#	35
2008	Mark Buehrle#	34

## COMPLETE GAMES

1907	Ed Walsh	37
1908	Ed Walsh	42
1909	Frank Smith	37
1919	Ed Cicotte	30
1921	Red Faber	32
1922	Red Faber	31
1924	Sloppy Thurston	28
1927	Ted Lyons	30
1929	Tommy Thomas	24
1930	Ted Lyons	29
1941	Thornton Lee	30
1956	Billy Pierce#	21
1957	Bill Pierce#	16
1957	Dick Donovan#	16
1958	Billy Pierce#	19
1991	Jack McDowell	15
1992	Jack McDowell	13
2003	Bartolo Colon#	9
2016	Chris Sale	6

## SHUTOUTS

1901	Clark Griffith#	5
1906	Ed Walsh	10
1908	Ed Walsh	11
1909	Ed Walsh	8
1915	Jim Scott#	7
1925	Ted Lyons	5
1940	Ted Lyons#	4
1954	Virgil Trucks#	5
1957	Jim Wilson	5
1960	Early Wynn#	4
1963	Ray Herbert	7
1967	Joel Horlen#	6
1967	Tommy John#	6
1993	Jack McDowell	4
2005	Jon Garland	3

## SAVES

1974	Terry Forster	24
1975	Rich Gossage	26
1990	Bobby Thigpen	57

## INNINGS PITCHED

1907	Ed Walsh	422.1
1908	Ed Walsh	464.0
1909	Frank Smith	365.0
1911	Ed Walsh	368.0
1912	Ed Walsh	393.0
1917	Ed Cicotte	346.2
1919	Ed Cicotte#	306.2
1922	Red Faber	353.0
1927	Tommy Thomas#	307.2
1927	Ted Lyons#	307.2
1930	Ted Lyons	297.2
1959	Early Wynn	255.2
1972	Wilbur Wood	376.2
1973	Wilbur Wood	359.1
2004	Mark Buehrle	245.1
2005	Mark Buehrle	236.2

## STRIKEOUTS

1908	Ed Walsh	269
1909	Frank Smith	177
1911	Ed Walsh	255
1953	Billy Pierce	186
1958	Early Wynn	179
2003	Esteban Loaiza	207
2015	Chris Sale	274

## WALKS PER 9.0 IP

1907	Doc White	1.18
1910	Ed Walsh#	1.49
1911	Doc White	1.47
1916	Reb Russell	1.43
1917	Reb Russell	1.52
1918	Ed Cicotte	1.35
1919	Ed Cicotte	1.44
1936	Ted Lyons	2.23
1937	Monty Stratton	2.02
1939	Ted Lyons	1.36
1941	Ted Lyons	1.78
1958	Dick Donovan	1.92
1973	Jim Kaat*	1.73
1983	LaMarr Hoyt	1.07
1984	LaMarr Hoyt	1.64
1987	Bill Long	1.49

## STRIKEOUTS PER 9.0 IP

1916	Lefty Williams	5.54
1953	Billy Pierce	6.17
1954	Billy Pierce	7.06
1961	Juan Pizarro	8.69
1962	Juan Pizarro	7.66
1983	Floyd Bannister	7.99
1985	Floyd Bannister	8.46
2014	Chris Sale	10.76
2015	Chris Sale	11.82

## OPPONENTS AVERAGE

1910	Ed Walsh	.187
1921	Red Faber	.242
1926	Tommy Thomas#	.244
1953	Billy Pierce	.218
1964	Joel Horlen	.190
1965	Eddie Fisher#	.262
1967	Gary Peters	.199

\*Led League

#Tied For Major League Lead

FRONT OFFICE

FIELD STAFF

PLAYERS

OPPONENTS

2018 REVIEW

HISTORY

RECORDS

MINOR LEAGUES

MEDIA/MISC.

# ROOKIE RECORDS

## BATTING AVERAGE

.326	Minnie Minoso	1951
.319	Alex Metzler	1927
<b>.317</b>	<b>Jose Abreu</b>	<b>2014</b>
.313	Smead Jolley	1930
.310	Floyd Robinson	1961
.307	Mike Kreevich	1936
.306	Mike Caruso	1998
.304	Earl Sheely	1921
.302	Zeke Bonura	1934
.300	Chris Singleton	1999

## RUNS SCORED

112	Minnie Minoso	1951
105	Ike Davis	1925
104	Morrie Rath	1912
99	Mike Kreevich	1936
98	Tommie Agee	1966
95	Rip Radcliff	1934
87	Alex Metzler	1927
86	Zeke Bonura	1934
81	Three players tied	

## HITS

193	Smead Jolley	1930
178	Rip Radcliff	1935
177	Pete Ward	1963
<b>176</b>	<b>Jose Abreu</b>	<b>2014</b>
173	Minnie Minoso	1951
172	Tommie Agee	1966
171	Earl Sheely	1921
169	Mike Kreevich	1936
167	Minnie Minoso	1951
	Bibb Falk	1921

## DOUBLES

39	Willie Kamm	1923
38	Smead Jolley	1930
<b>35</b>	<b>Jose Abreu</b>	<b>2014</b>
	Zeke Bonura	1934
34	Pete Ward	1963
32	Carlos Lee	1999
	Minnie Minoso	1951
	Mike Kreevich	1936
31	Three players tied	

## TRIPLES

14	Minnie Minoso	1951
13	Ping Bodie	1911
12	Smead Jolley	1930
11	Dave Philley	1947
	Mike Kreevich	1936
	Carl Reynolds	1928
	Alex Metzler	1927
	Bibb Falk	1921
	Happy Felsch	1915
10	Two players tied	

## HOME RUNS

<b>36</b>	<b>Jose Abreu</b>	<b>2014</b>
35	Ron Kittle	1983
27	Zeke Bonura	1934
23	Josh Fields	2007
	Bill Melton	1969
22	Tommie Agee	1966
	Pete Ward	1963
21	Alexei Ramirez	2008
18	Carlos May	1969
17	Chris Singleton	1999

## RUNS BATTED IN

114	Smead Jolley	1930
110	Zeke Bonura	1934
<b>107</b>	<b>Jose Abreu</b>	<b>2014</b>
100	Ron Kittle	1983
97	Ping Bodie	1911
95	Earl Sheely	1921
87	Bill Melton	1969
	Willie Kamm	1923
86	Tommie Agee	1966
84	Two players tied	

## TOTAL BASES

<b>323</b>	<b>Jose Abreu</b>	<b>2014</b>
303	Smead Jolley	1930
289	Pete Ward	1963
281	Tommie Agee	1966
278	Zeke Bonura	1934
262	Ron Kittle	1983
257	Minnie Minoso	1951
252	Rip Radcliff	1935
243	Chris Singleton	1999
241	Two players tied	

## STOLEN BASES

50	John Cangelosi	1986
49	Rollie Zeider	1910
44	Tommie Agee	1966
32	Jerry Owens	2007
31	Minnie Minoso	1951
30	Morrie Rath	1912
29	Thurman Tucker	1943
26	Jim Busby	1951
24	Bill Hunnefeld	1926
23	Mike Cameron	1997

## WALKS

95	Morrie Rath	1912
79	Thurman Tucker	1943
71	John Cangelosi	1986
	Minnie Minoso	1951
	Ike Davis	1925
69	Guy Curtright	1943
66	Chico Carrasquel	1950
64	Mike Tresh	1939
	Zeke Bonura	1934
62	Two players tied	

## WINS

22	Reb Russell	1913
20	Roy Patterson	1901
19	Gary Peters	1963
16	Frank Smith	1904
15	Britt Burns	1980
	Tommy Thomas	1926
14	Jack Harshman	1954
	Charles Robertson	1922
13	Six players tied	

## INNINGS PITCHED

316.2	Reb Russell	1913
312.1	Roy Patterson	1901
272.0	Charles Robertson	1922
254.0	Vic Frazier	1931
250.1	Jim Scott	1909
249.0	Tommy Thomas	1926
243.0	Gary Peters	1963
238.0	Britt Burns	1980
224.2	Grady Adkins	1928
224.1	Lefty Williams	1916

## STRIKEOUTS

189	Gary Peters	1963
<b>138</b>	<b>Carlos Rodon</b>	<b>2015</b>
138	Melido Perez	1988
	Lefty Williams	1916
135	Jim Scott	1909
134	Jack Harshman	1954
133	Britt Burns	1980
129	Jason Bere	1993
127	Three pitchers tied	

## SAVES

29	Addison Reed	2012
21	Salome Barojas	1982
19	Shingo Takatsu	2004
18	Cy Acosta	1973
<b>14</b>	<b>Jake Petricka</b>	<b>2014</b>
	Gordon Maltzberger	1943
12	Roberto Hernandez	1992
9	Bob Howry	1998
	Dixie Howell	1955
8	Howie Judson	1948

## EARNED RUN AVERAGE

1.90	Reb Russell	1913
2.09	Frank Smith	1904
2.30	Jim Scott	1909
2.33	Gary Peters	1963
2.48	Saul Rogovin	1951
2.66	Frank Shellenback	1918
2.68	Red Faber	1914
2.81	John Katoll	1901
2.84	Britt Burns	1980
2.88	Dickey Kerr	1919

## Rookies Make History

The White Sox set a major-league record by using eight rookie pitchers in a 9-8, 14-inning victory on July 13, 2012 at Kansas City. Starter Jose Quintana and relievers Brian Omogrosso, Nate Jones, Leyson Septimo, Jhan Marinez, Hector Santiago, Addison Reed and Dylan Axelrod all pitched in the game.

# TOP MONTHLY PERFORMANCES

## BATTING AVERAGE

.452	Frank Thomas	May 1994
.447	Roy Sievers	July 1960
.441	Floyd Robinson	April 1962
.430	Frank Thomas	May 1997
.429	Magglio Ordonez	July 2003
.424	Tom Paciorek	Sept. 1983
.423	Nellie Fox	April 1959
.420	Paul Konerko	July 1999
.414	Nellie Fox	June 1955
.413	George Kell	July 1955

## RUNS SCORED

39	Frank Thomas	May 1994
33	Nellie Fox	August 1957
31	Roy Sievers	July 1960
30	Larry Doby	June 1956
29	Aaron Rowand	August 2004
	Dave Philley	June 1956
	Minnie Minoso	May 1954
28	Kenny Lofton	April 2002
	Frank Thomas	June 2000
	Frank Thomas	May 1997

## HITS

48	Nellie Fox	June 1955
47	Harold Baines	Sept. 1985
	Lance Johnson	July 1995
	Nellie Fox	July 1956
46	Roy Sievers	July 1960
45	Juan Pierre	August 2010
	Magglio Ordonez	July 2003
	Harold Baines	August 1985
	Nellie Fox	August 1956
	Minnie Minoso	August 1955

## DOUBLES

17	Frank Thomas	Sept. 1992
14	Alexei Ramirez	May 2011
	Magglio Ordonez	June 2002
	Paul Konerko	August 2001
13	<b>Melky Cabrera</b>	<b>July 2015</b>
	Magglio Ordonez	July 2003
	Albert Belle	August 1998
12	Alex Rios	July 2012
	Harold Baines	May 1997
	Harold Baines	Sept. 1988
	Pete Ward	May 1965

## TRIPLES

7	Lance Johnson	Sept. 1991
6	Lance Johnson	Sept. 1995
	Lance Johnson	June 1994
	Minnie Minoso	August 1954
5	Adam Eaton	June 2014
	Lance Johnson	July 1993
	Sammy Sosa	June 1990
	Ozzie Guillen	Sept. 1985
	Harold Baines	August 1984
	Tom McCraw	May 1968
	Al Smith	May 1962
	Luis Aparicio	August 1958

## HOME RUNS

16	Albert Belle	*July 1998
13	Carlos Lee	July 2004
	Frank Thomas	August 2003
	Dick Allen	July 1972
12	Jim Thome	Sept. 2007
	Paul Konerko	June 2002
	Frank Thomas	June 2000
	Frank Thomas	May 1994
	Robin Ventura	July 1991
	Ron Kittle	Sept. 1985
	Bill Melton	June 1971
	Bill Melton	June 1968

## RUNS BATTED IN

36	Harold Baines	June 1987
33	Robin Ventura	July 1991
32	<b>Jose Abreu</b>	<b>April 2014</b>
	Albert Belle	July 1998
	Albert Belle	May 1997
31	Frank Thomas	August 2003
	Albert Belle	Sept. 1998
	Frank Thomas	July 1997
	Frank Thomas	July 1994
	Carlton Fisk	July 1983
	Greg Luzinski	May 1982

## TOTAL BASES

95	Albert Belle	July 1998
87	Roy Sievers	July 1960
85	Robin Ventura	July 1991
83	Frank Thomas	May 1994
81	Magglio Ordonez	July 2003
79	Minnie Minoso	Sept. 1956
78	Albert Belle	August 1998
77	Five players tied	

## WALKS

36	Frank Thomas	May 1995
31	Frank Thomas	May 1994
30	Frank Thomas	July 1994
	Frank Thomas	May 1991
28	Frank Thomas	August 1996
	Frank Thomas	July 1995
	Greg Luzinski	Sept. 1982
27	Five players tied	

## STOLEN BASES

19	Rudy Law	July 1983
16	Scott Podsednik	May 2005
15	Rudy Law	Sept. 1983
14	Juan Pierre	Sept. 2010
	Scott Podsednik	July 2005
	Scott Podsednik	May 2006
	Gary Redus	June 1988
	Don Buford	Sept. 1966
	Don Buford	July 1966
13	Eight players tied	

## WINS

8	Wilbur Wood	May 1973
7	Richard Dotson	Sept. 1983
	LaMarr Hoyt	Sept. 1983
	Jim Kaat	Sept. 1974
6	16 pitchers tied	

## INNINGS PITCHED

78.0	Wilbur Wood	Sept. 1971
76.1	Wilbur Wood	May 1973
74.1	Wilbur Wood	August 1972
71.1	Wilbur Wood	June 1972
69.0	Wilbur Wood	June 1973
68.1	Wilbur Wood	August 1971
67.1	Wilbur Wood	Sept. 1972
65.1	Gary Peters	August 1963
65.0	Wilbur Wood	July 1972
64.2	Wilbur Wood	July 1971

## STRIKEOUTS

75	<b>Chris Sale</b>	<b>June 2015</b>
61	Juan Pizarro	August 1961
60	Juan Pizarro	Sept. 1961
59	Juan Pizarro	July 1962
58	Wilbur Wood	Sept. 1971
57	Javier Vazquez	Sept. 2006
56	Chris Sale	August 2014
	Javier Vazquez	Sept. 2007
54	Floyd Bannister	August 1983
	Juan Pizarro	June 1963

## EARNED RUN AVERAGE

0.00	Goose Gosage	May 1975
0.30	Jim Kaat	Sept. 1974
0.31	Hoyt Wilhelm	Sept. 1964
0.31	Barry Latman	Sept. 1958
0.33	Joel Horlen	May 1968
0.33	Britt Burns	August 1981
0.33	Barry Latman	June 1959
0.62	Billy Pierce	July 1955
0.62	Cisco Carlos	Sept. 1967
0.68	Paul Edmondson	Sept. 1969

## SAVES

13	Bobby Thigpen	August 1990
12	Keith Foulke	August 2001
	Bobby Thigpen	Sept. 1990
11	Matt Karchner	August 1997
	Bobby Thigpen	May 1990
10	Addison Reed	August 2013
	Bobby Jenks	June 2010
	Bobby Jenks	June 2006
	Bobby Jenks	August 2006
	Bobby Thigpen	June 1990
	Bob James	Sept. 1985

\*Major League Record

FRONT OFFICE

FIELD STAFF

PLAYERS

OPPONENTS

2018 REVIEW

HISTORY

RECORDS

MINOR LEAGUES

MEDIA/MISC.

# TEAM HOME RUN RECORDS

## OVERALL

242.....	2004
236.....	2006
235.....	2008
220.....	2003
217.....	2002
216.....	2000
214.....	2001
211.....	2012
200.....	2005
198.....	1998

## HOME

145.....	2004
143.....	2008
136.....	2006
132.....	2002
130.....	2003
125.....	2000
120.....	2012
115.....	2005
114.....	2001
111.....	2010

## ROAD

119.....	1996
107.....	1977
101.....	1987
100.....	2006
	2001
97.....	2004
92.....	2008
	1998
91.....	2012
	2000

## GAME

7.....	6/25/16 vs. Tor.
	4/23/55 at K.C.
6.....	4/8/14 at Col.
	6/24/09 vs. LAD
	6/8/04 vs. Phi.
	8/26/03 at NYY
	7/30/03 at K.C.
	7/2/02 vs. Det.
	5/28/99 vs. Det.
	4/29/98 vs. Bal.
	7/14/79 vs. Det.
	8/9/77 vs. Sea.
	6/18/74 at Cle.
	8/4/56 vs. Bal.

## MONTH

51.....	July 2003
	August 2001
50.....	August 2008
49.....	July 2006
	August 2003
48.....	June 2008
47.....	September 2004
45.....	August 2012
	May 2006
	June 2004

## INNING

4.....	7/11/10 vs. K.C. (3rd)
	8/14/08 vs. K.C. (6th)
	8/27/07 vs. T.B. (7th)
	8/21/05 vs. N.Y. (4th)
	5/3/00 vs. Tor. (6th)
	5/26/96 vs. Mil. (8th)
3.....	39 times, last 6/25/16 vs. Tor. (2nd)

## EXTRA INNINGS

7.....	1996
	1965
6.....	2008
5.....	2005
	2003
4.....	11 times, last 2013

## GRAND SLAMS

12.....	2008
11.....	2006
8.....	2002
	1996
7.....	2009
	1993
	1961
6.....	Eight times, last 2012

## LEADOFF

7.....	2001
6.....	2016
	2000
	1993
	1987
5.....	2012
	1998
4.....	6 times, last 2015

## WALKOFF

5.....	2014
	2008
	2003
	1988
	1984
	1972
	1960
4.....	Six times, last 2004

## PINCH HIT

9.....	1984
6.....	2006
	1991
	1961
	1953
5.....	1977
	1964
	1959
	1940
4.....	Four times, last 2004

## BACK-TO-BACK

16.....	2000
14.....	1998
11.....	2012
	2005
	2003
10.....	2006
9.....	2008
8.....	2002
	1996
	1994
	1993

## White Sox Home Run Notes

- Frank Shugart hit the first home run in White Sox history on April 29, 1901
- Brent Lillibridge hit the 10,000th home run in White Sox history on April 11, 2011 vs. Oakland (off Dallas Braden)
- The White Sox have hit 10,960 home runs: 5,386 at home; 5,574 on the road; 7,941 vs. RHP and 3,019 vs. LHP
- The Sox have hit 6,217 solo home runs, 3,206 two-run homers, 1,258 three-run shots and 279 grand slams
- The White Sox have hit 200-plus home runs nine times, including seven straight seasons from 2000-06
- The Sox hit a home run in a club-record 17 straight games (28 total) from May 26-June 14, 2000
- 626 different players have homered in a Sox uniform; pitchers have homered 126 times
- 506 Sox players have hit two home runs in a game, 14 have hit three and one (Pat Seerey) has hit four
- The Sox have hit back-to-back home runs 311 times, three in a row nine times and four in a row once
- The Sox have 187 pinch-hit home runs, 234 inside-the-park, 149 leadoff and 191 in extra innings
- 4,853 home runs have been hit at Guaranteed Rate Field; 2,544 by the White Sox and 2,309 by the opposition
- Joe Crede hit the Sox 1,000th home run at Guaranteed Rate Field on August 23, 2002 vs. Tampa Bay (off Tanyon Sturtze)
- 56 pinch-hit, 70 leadoff, 79 extra-inning and six inside-the-park home runs have been hit at Guaranteed Rate Field

# INDIVIDUAL HOME RUN RECORDS

## HOME, SEASON

30	Frank Thomas.....	2000
29	Paul Konerko.....	2004
	Frank Thomas.....	2003
	Albert Belle.....	1998
27	Dick Allen.....	1972
26	Paul Konerko.....	2010
	Frank Thomas.....	1993
25	Jim Thome.....	2006
24	Three players tied	

## ROAD, SEASON

25	Frank Thomas.....	1995
24	<b>Todd Frazier.....</b>	<b>2016</b>
	Frank Thomas.....	1996
23	Adam Dunn.....	2012
	Jermanie Dye.....	2006
21	<b>Jose Abreu.....</b>	<b>2014</b>
	Robin Ventura.....	1996
20	Albert Belle.....	1998
19	Frank Thomas.....	1997
	Eddie Robinson.....	1951
18	Three players tied	

## GRAND SLAMS, SEASON

4	Alexei Ramirez.....	2008
	Albert Belle.....	1997
3	Joe Crede.....	2006
	Pete Ward.....	1964
2	34 players tied	

## GRAND SLAMS, CAREER

10	Paul Konerko	
	Robin Ventura	
8	Carlos Lee	
	Frank Thomas	
7	Harold Baines	
6	Alexei Ramirez	
	Joe Crede	
	Magglio Ordonez	
5	Ron Karkovice	
4	Nine players tied	

## PITCHER, CAREER

15	Gary Peters	
12	Jack Harshman	
9	Ted Blankenship	
8	Dick Donovan	
6	Juan Pizarro	
5	Ray Herbert	
	Dick Howell	
	Ted Lyons	
4	Four players tied	

## INSIDE-THE-PARK, CAREER

10	Eddie Collins	
	Frank Isbell	
8	Shano Collins	
	Fielder Jones	
7	Buck Weaver	
6	Harry Lord	
	Sam Mertes	
	Billy Sullivan	
5	Four players tied	

## LEADOFF, SEASON

6	Ray Durham.....	2001
5	Adam Eaton.....	2016
	Ray Durham.....	2000
	Ray Durham.....	1998
	Tim Raines.....	1993
4	Adam Eaton.....	2015
	Alejandro De Aza.....	2013
	Alejandro De Aza.....	2012
	Sammy Sosa.....	1990
	Jim Morrison.....	1979
3	Four players tied	

## LEADOFF, CAREER

20	Ray Durham	
9	Adam Eaton	
	Tim Raines	
8	Alejandro De Aza	
5	Pat Kelly	
4	Jim Morrison	
	Sammy Sosa	
	Tony Phillips	
3	Nine players tied	

## EXTRA INNINGS, SEASON

2	<b>Todd Frazier.....</b>	<b>2016</b>
	Tyler Flowers.....	2014
	Conor Gillaspie.....	2013
	Frank Thomas.....	2005
	Paul Konerko.....	2003
	Paul Konerko.....	2001
	Harold Baines.....	1996
	Sammy Sosa.....	1991
	Carlton Fisk.....	1987
	Ed Herrmann.....	1974
	Bill Melton.....	1969
	Don Buford.....	1965
	Danny Cater.....	1965
	Roy Sievers.....	1961
	Jim Landis.....	1960
	Al Smith.....	1959

## EXTRA INNINGS, CAREER

7	Frank Thomas	
6	Paul Konerko	
5	Harold Baines	
4	Bibb Falk	
	Carlton Fisk	
	Nellie Fox	
	Bill Melton	
	Minnie Minoso	
3	11 players tied	

## DH, SEASON

39	Jim Thome.....	2006
35	Jim Thome.....	2007
34	Jim Thome.....	2008
	Frank Thomas.....	2003
32	Greg Luzinski.....	1983
30	Frank Thomas.....	2000
27	Frank Thomas.....	2002
26	Frank Thomas.....	1998
25	Adam Dunn.....	2012
23	Jim Thome.....	2009

## DH, CAREER

196	Frank Thomas	
131	Jim Thome	
83	Greg Luzinski	
76	Harold Baines	
	Adam Dunn	
53	Paul Konerko	
44	Ron Kittle	
35	George Bell	
24	Carl Everett	
	Oscar Gamble	

## PINCH HIT, SEASON

3	Oscar Gamble.....	1977
3	John Romano.....	1959
3	Ron Northey.....	1956
2	20 players tied	

## PINCH HIT, CAREER

7	Jerry Hairston	
5	Smoky Burgess	
4	Bud Stewart	
	Ron Northey	
	Earl Torgeson	
3	Conor Gillaspie	
	A.J. Pierzynski	
	Ron Kittle	
	Carlton Fisk	
	Oscar Gamble	
	Lamar Johnson	
	Jay Johnstone	
	John Romano	

## BY DECADE

1901-09	Frank Isbell.....	13
1910-19	Oscar "Happy" Felsch....	24
1920-29	Bibb Falk.....	50
1930-39	Zeke Bonura.....	79
1940-49	Joe Kuhel.....	52
1950-59	Sherm Lollar.....	108
1960-69	Pete Ward.....	97
1970-79	Bill Melton.....	129
1980-89	Harold Baines.....	186
1990-99	Frank Thomas.....	301
2000-09	Paul Konerko.....	294
2010-	Paul Konerko.....	113

# MISC. HOME RUN RECORDS

## GAME, INDIVIDUAL

4	Pat Seerey (7/18/48 at Philadelphia)
3	Carl Reynolds (7/2/30 at New York)
3	Merv Connors (9/17/38 vs. Philadelphia)
3	Gus Zernial (10/1/50 vs. St. Louis)
3	Tommy McCraw (5/24/67 at Minnesota)
3	Bill Melton (6/24/69 at Seattle)
3	Claudell Washington (7/14/79 vs. Detroit)
3	Harold Baines (7/7/82 vs. Detroit)
3	Harold Baines (9/17/84 at Minnesota)
3	Tim Raines (4/18/94 at Boston)
3	Frank Thomas (9/15/96 at Boston)
3	Jose Valentin (7/30/03 at Kansas City)
3	Carlos Quentin (5/24/11 at Texas)
3	Paul Konerko (7/7/09 vs. Cleveland)
3	Dan Johnson (10/3/12 at Cleveland)

## CONSECUTIVE, WHITE SOX

4	8/14/08 vs. Kansas City (6th inning)
3	8/27/07 vs. Tampa Bay (7th inning)
3	8/21/05 vs. New York-AL (4th inning)
3	5/3/00 vs. Toronto (6th inning)
3	5/26/96 vs. Milwaukee (8th inning)
3	5/28/95 at Detroit (4th inning)
3	7/9/88 (1) vs. Boston (4th inning)
3	8/24/85 vs. Toronto (9th inning)
3	9/9/83 vs. California (1st inning)

## GUARANTEED RATE FIELD, COMBINED

12	7/2/02 vs. Detroit
10	9/17/04 vs. Detroit
9	9/24/06 vs. Seattle
9	6/8/04 vs. Philadelphia
9	5/2/02 vs. Seattle
9	4/29/98 vs. Baltimore
9	8/21/91 vs. Detroit
8	6/25/16 vs. Toronto
8	6/9/04 vs. Philadelphia
8	5/11/01 vs. Texas
8	10/3-2/91 vs. Minnesota

## GUARANTEED RATE FIELD, WHITE SOX

7	6/25/16 vs. Toronto
6	6/24/09 vs. Los Angeles-NL
6	6/8/04 vs. Philadelphia
6	7/2/02 vs. Detroit
6	4/29/98 vs. Baltimore
5	13 times, last 5/24/12 vs. Minnesota

## GUARANTEED RATE FIELD, OPPONENT

7	5/2/02 vs. Seattle
6	7/6/07 (2) vs. Minnesota
6	9/17/04 vs. Detroit
6	7/2/02 vs. Detroit
5	12 times, last 8/7/16 vs. Baltimore

## GUARANTEED RATE FIELD, INDIVIDUAL

261	Frank Thomas
259	Paul Konerko
109	Magglio Ordonez
83	Jermaine Dye
83	Carlos Lee
81	Robin Ventura
79	Jim Thome
75	Jose Valentin
74	A. J. Pierzynski
69	Joe Crede

## GUARANTEED RATE FIELD, IND. OPPONENT

20	Torii Hunter
19	Jim Thome
19	Victor Martinez
18	Miguel Cabrera
18	David Ortiz
15	Cecil Fielder
15	Justin Morneau
15	Rafael Palmeiro
15	Manny Ramirez
15	Alex Rodriguez
15	Mike Sweeney

## LONGEST AT GUARANTEED RATE FIELD, WHITE SOX

504	Joe Borchard, 8/30/04 vs. Phi. (Brett Myers)
495	Frank Thomas, 7/23/02 vs. Min. (Johan Santana)
484	Dan Pasqua, 4/27/91 vs. NYY (Scott Sanderson)
466	Frank Thomas, 5/16/92 vs. Bal. (Bob Milacki)
464	Jim Thome, 6/4/08 vs. K.C. (Luke Hochevar)
461	Jim Thome, 9/30/08 vs. Min. (Nick Blackburn)
461	Frank Thomas, 5/20/95 vs. Cal. (Scott Sanderson)
460	Carl Everett, 8/3/05 vs. Tor. (Dave Bush)
458	Bo Jackson, 9/21/91 vs. Cal. (Kurt Abbott)
456	Jermaine Dye, 7/8/06 vs. Bos. (Josh Beckett)

## LONGEST AT GUARANTEED RATE FIELD, OPP.

490	Eric Chavez, 4/26/01 vs. Oak. (Gary Glover)
475	Barry Bonds, 6/10/03 vs. S.F. (Jon Garland)
473	Cecil Fielder, 5/13/98 vs. Ana. (Mike Sirotko)
470	Mark McGwire, 7/24/96 vs. Oak. (James Baldwin)
468	Oswaldo Arcia, 8/3/14 vs. Min. (Andre Rienzo)
461	Justin Maxwell, 6/10/12 vs. Hou. (Philip Humber)
458	Alex Rodriguez, 8/8-2/00 vs. Sea. (Lorenzo Barcelo)
456	Calvin Pickering, 9/26/04 vs. K.C. (Jon Garland)
454	Sammy Sosa, 4/27/04 vs. Cubs (Esteban Loaiza)
452	Mark McGwire, 7/23/96 vs. Oak. (Alex Fernandez)

## HITTING FOR THE CYCLE (5)

Ray Schalk	6/27/22 at Detroit
Jack Brohamer	9/24/77 at Seattle
Carlton Fisk	5/16/84 vs. Kansas City
Chris Singleton	7/6/99 vs. Kansas City
Jose Valentin	4/27/00 vs. Baltimore

## BOTH SIDES OF THE PLATE (9)

Ken Henderson, 8/29/75 at Bal.	Ross Grimsley (L) Wayne Garland (R)
Tim Raines, 8/31/93 at NYY	Sterling Hitchcock (L) Rich Monteleone (R)
Brian Simmons, 9/26/98 at K.C.	Brian Barber (R) Allen McDill (L)
Jose Valentin, 9/30/00 vs. K.C.	Blake Stein (R) Scott Mullen (L)
Jose Valentin, 8/13/02 at Tex.	Dennys Reyes (L) Todd Van Poppel (R)
Jose Valentin, 7/30/03 at K.C.	Runelvys Hernandez (R) Runelvys Hernandez (R) Jeremy Affeldt (L)
Nick Swisher, 6/9/08 vs. Min.	Glen Perkins (L) Jesse Crain (R)
Nick Swisher, 6/30/08 vs. Cle.	Jeremy Sowers (L) Tom Mastny (R)
Melky Cabrera, 7/23/15 at Cle.	Trevor Bauer (R) Kyle Crockett (L)

# MISC. HOME RUN RECORDS

## INSIDE-THE-PARK (SINCE 1950)

Dave Philley.....	7/27/50 vs. Washington
Nellie Fox.....	5/22/51 at Washington
Nellie Fox.....	9/28/51 at St. Louis
Hector Rodriguez.....	6/10/52 vs. Philadelphia
Jim Rivera.....	5/30/53 vs. Cleveland
Jim Rivera.....	6/6/54 at Washington
Ferris Fain.....	6/16/54 vs. Philadelphia
Luis Aparicio.....	9/16/56 vs. Washington
Luis Aparicio.....	9/7/57 vs. Kansas City
Luis Aparicio.....	7/30/58 vs. Washington
Johnny Callison.....	9/14/58 vs. Washington
Bubba Phillips.....	9/14/58 vs. Washington
Luis Aparicio.....	6/24/59 vs. Washington
Al Smith.....	7/26/59 vs. Baltimore
Luis Aparicio.....	7/19/60 vs. Boston
Nellie Fox.....	9/6/61 at Minnesota
Jim Landis.....	4/21/63 vs. Minnesota
Ron Hanson.....	6/24/64 vs. Boston
Don Buford.....	7/4/66 at New York
Tommie Agee.....	9/22/66 at New York
Bobby Knoop.....	6/6/69 at New York
Carlos May.....	9/18/71 vs. California
Dick Allen.....	7/31/72 at Minnesota
Dick Allen.....	7/31/72 at Minnesota
Luis Alvarado.....	8/16/72 vs. Milwaukee
Brian Downing.....	8/11/73 at Detroit
Pat Kelly.....	5/22/74 vs. Texas
Ron Santo.....	6/9/74 vs. Boston
Kevin Bell.....	6/22/76 at Kansas City
Alan Bannister.....	7/23/77 at Toronto
Wayne Nordhagen.....	6/9/81 vs. Toronto
Rudy Law.....	8/17/83 at New York
Carlton Fisk.....	8/30/83 vs. Texas
Rudy Law.....	9/21/85 vs. Oakland
Ivan Calderon.....	5/27/88 at Toronto
Ron Karkovice.....	8/30/90 at Minnesota
Paul Konerko.....	4/11/00 at Tampa Bay
Chris Singleton.....	9/29/00 vs. Kansas City
Joe Borchard.....	9/9/02 at Kansas City
Scott Podsednik.....	9/12/09 at Los Angeles-AL
Brett Lawrie.....	6/25/16 vs. Toronto

## INSIDE-THE-PARK GRAND SLAMS (9)

Happy Felsch.....	9/30/16 at Cleveland
Eddie Collins.....	6/5/19 at New York
Joe Jackson.....	7/16/20 at Washington
Bill Barrett.....	8/4/26 vs. Boston
Bud Clancy.....	7/15/27 vs. Philadelphia
Ferris Fain.....	6/16/54 vs. Philadelphia-AL
Carlos May.....	9/18/71 vs. California
Kevin Bell.....	6/22/76 at Kansas City
Ron Karkovice.....	8/30/90 at Minnesota

## OLDEST WHITE SOX

Carlton Fisk.....	45.102 (4/7/1993)
Carlton Fisk.....	44.241 (8/24/1992)
Carlton Fisk.....	44.221 (8/4/1992)
Carlton Fisk.....	44.214 (7/28/1992)
Carlton Fisk.....	43.281 (10/3/1991)
Carlton Fisk.....	43.281 (10/3/1991)
Carlton Fisk.....	43.263 (9/15/1991)
Carlton Fisk.....	43.259 (9/11/1991)
Carlton Fisk.....	43.249 (9/1/1991)
Carlton Fisk.....	43.246 (8/29/1991)

## YOUNGEST WHITE SOX

Cass Michaels.....	19.101 (6/13/1945)
Johnny Callison.....	19.186 (9/14/1945)
Cass Michaels.....	19.192 (9/12/1945)
Brian McCall.....	19.248 (9/30/1962)
Brian McCall.....	19.248 (9/30/1962)
Bob Kennedy.....	19.256 (5/1/1940)
Bob Kennedy.....	19.319 (7/3/1940)
Mark Mauldin.....	19.321 (9/22/1934)
Ricky Seilheimer.....	19.330 (7/26/1980)
Bob Kennedy.....	19.340 (7/24/1940)

## WORLD SERIES (12)

Happy Felsch.....	10/6/17 vs. NY (Slim Sallee)
Joe Jackson.....	10/9/19 vs. Cin. (Hod Eller)
Ted Kluszewski.....	10/1/59 vs. LAD (Roger Craig)
Ted Kluszewski.....	10/1/59 vs. LAD (Chuck Churn)
Sherm Lollar.....	10/5/59 at LAD (Roger Craig)
Ted Kluszewski.....	10/8/59 vs. LAD (Johnny Podres)
Jermaine Dye.....	10/22/05 vs. Hou. (Roger Clemens)
Joe Crede.....	10/22/05 vs. Hou. (Wandy Rodriguez)
Paul Konerko.....	10/23/05 vs. Hou. (Chad Qualls)
Scott Podsednik.....	10/23/05 vs. Hou. (Brad Lidge)
Joe Crede.....	10/25/05 at Hou. (Roy Oswalt)
Geoff Blum.....	10/25/05 at Hou. (Ezequiel Astacio)

## LEAGUE CHAMPIONSHIP SERIES (10)

Lance Johnson.....	10/9/93 at Tor. (Todd Stottlemire)
Frank Thomas.....	10/9/93 at Tor. (Todd Stottlemire)
Ellis Burks.....	10/10/93 at Tor. (Juan Guzman)
Robin Ventura.....	10/10/93 at Tor. (Duane Ward)
Warren Newson.....	10/12/93 at Tor. (Duane Ward)
Joe Crede.....	10/11/05 vs. LAA (Paul Byrd)
Paul Konerko.....	10/14/05 at LAA (John Lackey)
Paul Konerko.....	10/15/05 at LAA (Ervin Santana)
A.J. Pierzynski.....	10/15/05 at LAA (Ervin Santana)
Joe Crede.....	10/16/05 at LAA (Kelvim Escobar)

## DIVISION SERIES (12)

Ray Durham.....	10/3/00 vs. Sea. (Freddy Garcia)
A.J. Pierzynski.....	10/4/05 vs. Bos. (Matt Clement)
Paul Konerko.....	10/4/05 vs. Bos. (Matt Clement)
Juan Uribe.....	10/4/05 vs. Bos. (Matt Clement)
Scott Podsednik.....	10/4/05 vs. Bos. (Geremi Gonzalez)
A.J. Pierzynski.....	10/4/05 vs. Bos. (Bronson Arroyo)
Tadahito Iguchi.....	10/5/05 vs. Bos. (David Wells)
Paul Konerko.....	10/7/05 at Bos. (Tim Wakefield)
Dewayne Wise.....	10/2/08 at T.B. (James Shields)
Paul Konerko.....	10/2/08 at T.B. (Dan Wheeler)
Paul Konerko.....	10/6/08 vs. T.B. (Andy Sonnanstine)
Jermaine Dye.....	10/6/08 vs. T.B. (Andy Sonnanstine)

## ALL-STAR GAME (2)

Frank Thomas.....	7/11/95 at Tex. (John Smiley)
Magglio Ordonez.....	7/10/01 at Sea. (Jon Lieber)



Paul Konerko hit two home runs in the 2005 ALCS vs. the Angels.

# MISCELLANEOUS HOME RUN RECORDS

## **MOST OLD COMISKEY PARK, WHITE SOX**

88.....	Bill Melton
87.....	Harold Baines Carlton Fisk
65.....	Ron Kittle
64.....	Sherm Lollar
63.....	Minnie Minoso
56.....	Greg Walker
49.....	Dick Allen Greg Luzinski
48.....	Zeke Bonura

## **MOST OLD COMISKEY PARK, OPPONENTS**

45.....	Babe Ruth
38.....	Jimmie Foxx
37.....	Lou Gehrig
34.....	Ted Williams
30.....	Joe DiMaggio Mickey Mantle
27.....	Harmon Killebrew
24.....	Harold Clift
22.....	Bob Allison
21.....	Goose Goslin

## **SOX OLD COMISKEY PARK ROOFSHOTS (22)**

Eddie Robinson .....	4/25/51 vs. St. Louis
Minnie Minoso .....	9/21/60 vs. Kansas City
Dave Nicholson .....	5/6/64 vs. Kansas City
Buddy Bradford.....	4/25/69 vs. Minnesota
Tom Egan .....	7/25/71 vs. Washington
Dick Allen .....	5/1/73 vs. Baltimore
Richie Zisk .....	6/4/77 vs. New York
*Greg Luzinski .....	6/26/83 vs. Minnesota
*Greg Luzinski .....	8/1/83 vs. New York
*Greg Luzinski .....	8/28/83 vs. Boston
*Ron Kittle.....	9/6/83 vs. Oakland
*Ron Kittle.....	9/19/83 vs. Minnesota
*Ron Kittle.....	4/29/84 vs. Boston
*Ron Kittle.....	7/2/84 vs. Detroit
*Greg Luzinski .....	7/3/84 vs. Detroit
*Ron Kittle.....	8/1/84 vs. Boston
*Carlton Fisk .....	8/1/84 vs. Boston
*Carlton Fisk .....	5/30/85 vs. Kansas City
*Ron Kittle.....	8/8/85-1 vs. Boston
*Harold Baines.....	8/23/85 vs. Toronto
*Dan Pasqua .....	5/30/89 vs. Detroit
*Ron Kittle.....	4/17/90 vs. Boston



Harold Baines hit 87 home runs at old Comiskey Park, tied with Carlton Fisk for the second-most in history.

## **OPP. OLD COMISKEY PARK ROOFSHOTS (22)**

Babe Ruth.....	8/16/27 vs. New York
Lou Gehrig.....	5/4/29 vs. New York
Jimmie Foxx .....	6/16/36 vs. Boston
Hank Greenberg.....	4/21/38 vs. Detroit
Jimmie Foxx .....	5/14/40 vs. Boston
Ted Williams .....	5/7/41 vs. Boston
Mickey Mantle.....	6/5/55 vs. New York
Ted Williams .....	7/23/55 vs. Boston
Bill Skowron.....	7/24/56 vs. New York
Elston Howard.....	7/15/61 vs. New York
Boog Powell.....	7/18/66 vs. Baltimore
Don Mincher.....	5/24/70 vs. Oakland
Harmon Killebrew .....	7/1/73 vs. Minnesota
Sal Bando .....	8/28/77 vs. Oakland
*Ruppert Jones.....	7/3/84 vs. Detroit
*Kirk Gibson.....	5/10/85 vs. Detroit
*George Bell .....	8/24/85 vs. Toronto
*George Bell .....	8/25/85 vs. Toronto
*Brian Downing.....	9/18/85 vs. California
*Jose Canseco .....	9/22/85 vs. Oakland
*Rob Deer.....	4/7/86 vs. Milwaukee
*Larry Sheets.....	5/9/87 vs. Baltimore

\*Roofshots hit after home plate moved eight feet closer to outfield fences.

## **SOX OLD COMISKEY PARK BLEACHER HR (2)**

Dick Allen.....	8/23/72 vs. New York
Richie Zisk.....	5/22/77 vs. Detroit

## **OPP. OLD COMISKEY PARK BLEACHER HR (5)**

Jimmie Foxx .....	5/18/34 vs. Boston
Hank Greenberg.....	5/27/38 vs. Detroit
Alex Johnson.....	9/9/70 vs. California
Tony Armas.....	4/28/84 vs. Boston
George Bell.....	8/23/85-2 vs. Toronto



Greg Luzinski hit four of Chicago's 22 "roofshots" at old Comiskey Park, including three during the 1983 season.



# OPENING DAY RECORDS

## OPENING DAY BREAKDOWN

Overall Record .....	61-55
Home Openers .....	63-53
Earliest Opening Day .....	March 31, five times, last 2014, White Sox 5, Minnesota 3 (home)
Latest Opening Day .....	May 2, 1919, St. Louis 11, Sox 4 (home)
Most Runs .....	Sox 17, St. Louis 3, April 17, 1951
Largest Shutout Margin .....	Sox 14, Texas 0 (home opener), April 18, 1972
Fewest Hits by Opponent .....	1, Sox 3, St. Louis 0, April 14, 1910, WP Frank Smith
Fewest Hits by White Sox .....	0, Cleveland 1, Sox, 0, April 16, 1940, WP Bob Feller
Most Starts .....	Mark Buehrle, 9
Most Wins .....	Mark Buehrle, 4
Most Losses .....	Billy Pierce, 3

**Note:** The White Sox remain the last major-league team to open a season with a scheduled doubleheader, scoring 6-5 and 12-4 victories at Oakland on April 7, 1971. The A's started their season two days earlier at Washington. The Sox won two other Opening Day doubleheaders (1971 on the road and 1982 at home). Both doubleheaders resulted from inclement weather.

## RECORD VS. OPPONENTS

Baltimore .....	3-3	Minnesota .....	2-1
Boston .....	2-1	New York .....	1-0
Anaheim .....	5-1	Oakland Athletics .....	2-2
Cleveland .....	14-15	St. Louis .....	11-10
Detroit .....	8-10	Seattle .....	2-1
Kansas City Athletics .....	1-0	Texas .....	2-3
Kansas City Royals .....	5-3	Toronto .....	1-2
Milwaukee .....	2-2	Washington .....	1-0

# STREAKS

## MOST CONSECUTIVE VICTORIES

19 .....	August 2-23, 1906
14 .....	May 15-30, 1951
13 .....	June 4-16, 1908
12 .....	June 17-27, 1961
11 .....	June 15-26, 2010
11 .....	Sept. 23-Oct. 3, 1915
10 .....	May 18-26, 1976
10 .....	April 30-May 14, 1967
10 .....	Aug. 14-22, 1965
10 .....	May 31-June 8, 1937
10 .....	August 15-24, 1919
10 .....	June 21-July 3, 1901

## MOST CONSECUTIVE LOSSES

13 .....	August 9-26, 1924
12 .....	Sept. 10-22, 1927
11 .....	July 7-18, 1956
11 .....	Sept. 14-24, 1921
11 .....	July 12-20, 1910
10 .....	July 26-August 4, 2013
10 .....	June 11-20, 1976
10 .....	April 10-15, 1968
10 .....	May 26-June 4, 1938
10 .....	Sept. 17-26, 1934
10 .....	August 7-19, 1932
10 .....	Sept. 14-22, 1931

## MOST CONSECUTIVE VICTORIES TO START SEASON

8 .....	April 11-18, 1982
6 .....	April 8-16, 1991
6 .....	April 14-25, 1920
5 .....	April 17-22, 1945
5 .....	April 14-18, 1914
4 .....	April 10-14, 1959
4 .....	April 16-21, 1957

## MOST CONSECUTIVE LOSSES TO START SEASON

10 .....	April 10-25, 1968
5 .....	April 5-12, 1974
4 .....	April 26-29, 1995
4 .....	April 7-11, 1986
4 .....	April 14-18, 1952
4 .....	April 18-22, 1950
4 .....	April 20-24, 1948
4 .....	April 18-21, 1923

## Streaking Sox

The White Sox won 11 consecutive games from June 15-26, 2010, tied for the sixth-longest streak in franchise history, and their longest since a 12-game run from June 17-27, 1961. The Sox went 25-5 to end the first half of the 2010 season, matching the 1975 Cincinnati Reds and 1990 New York Mets for the best record in major-league history in the final 30 games before the All-Star Break.

# BEST AND WORST RECORDS

FRONT OFFICE

FIELD STAFF

PLAYERS

OPPONENTS

2016 REVIEW

HISTORY

RECORDS

MINOR LEAGUES

MEDIA/MISC.

Gm	Best			Worst		
	W-L	Last	W-L	Last	Last	
1	1-0	61x, 2016	0-1	55x, 2015		
2	2-0	33, 2016	0-2	33x, 2015		
3	3-0	14x, 1992	0-3	21x, 2015		
4	4-0	7x, 1991	0-4	9x, 2015		
5	5-0	5x, 1991	0-5	2x, 1974		
6	6-0	3x, 1991	0-6	1968		
7	7-0	1982	0-7	1968		
8	8-0	1982	0-8	1968		
9	8-1	1982	0-9	1968		
10	8-2	5x, 1982	0-10	1968		
11	9-2	5x, 1982	1-10	1968		
12	10-2	3x, 1957	1-11	1968		
13	11-2	1957	2-11	1968		
14	11-3	2x, 1957	2-12	1968		
15	12-3	1919	3-12	3x, 1968		
16	12-4	3x, 2005	3-13	2x, 1968		
17	13-4	4x, 2005	3-14	1948		
18	14-4	2005	3-15	1948		
19	15-4	2005	4-15	2x, 1948		
20	16-4	2005	4-16	2x, 1948		
21	16-5	2x, 2005	4-17	2x, 1948		
22	17-5	1912	4-18	2x, 1948		
23	18-5	1912	4-19	1948		
24	19-5	1912	5-19	3x, 1950		
25	20-5	1912	5-20	2x, 1950		
26	21-5	1912	6-20	2x, 1950		
27	21-6	1912	7-20	2x, 1950		
28	22-6	1912	7-21	1948		
29	23-6	1912	7-22	1948		
30	23-7	3x, 2005	7-23	1948		
31	24-7	2x, 2005	7-24	1948		
32	24-8	3x, 2005	8-24	1948		
33	25-8	1912	8-25	1948		
34	26-8	1912	8-26	1948		
35	26-9	3x, 2005	9-26	1948		
36	27-9	2x, 2005	10-26	1948		
37	27-10	2x, 2005	10-27	1948		
38	27-11	5x, 2005	10-28	1948		
39	28-11	2x, 1951	11-28	1948		
40	29-11	1951	12-28	2x, 1978		
41	30-11	1951	12-29	1948		
42	31-11	1951	12-30	1948		
43	32-11	1951	12-31	1948		
44	32-12	1951	13-31	1948		
45	32-13	2x, 1957	14-31	1948		
46	32-14	3x, 2005	14-32	1948		
47	33-14	2x, 2005	15-32	1948		
48	34-14	1951	16-32	1948		
49	35-14	1951	17-32	3x, 1948		
50	36-14	1951	17-33	3x, 1948		
51	36-15	1951	17-34	2x, 1948		
52	36-16	1951	18-34	4x, 1989		
53	36-17	1951	18-35	4x, 1989		
54	37-17	1951	18-36	2x, 1948		
55	38-17	1951	18-37	1948		

Gm	Best			Worst		
	W-L	Last	W-L	Last	Last	
56	38-18	1951	18-38	1948		
57	39-18	1951	18-39	1948		
58	39-19	2x, 2005	19-39	1948		
59	40-19	2x, 2005	19-40	1948		
60	41-19	2005	19-41	1948		
61	41-20	2x, 2005	20-41	1948		
62	42-20	2005	20-42	1948		
63	42-21	3x, 2005	20-43	1948		
64	43-21	1915	21-43	2x, 1948		
65	44-21	1915	21-44	1934		
66	45-21	1915	21-45	1934		
67	46-21	1915	21-46	1934		
68	46-22	2x, 2005	22-46	1934		
69	47-22	2005	23-46	3x, 1948		
70	48-22	2005	23-47	3x, 1948		
71	49-22	2005	23-48	3x, 1948		
72	50-22	2005	23-49	1948		
73	50-23	2005	23-50	1948		
74	50-24	2005	24-50	1948		
75	51-24	2005	25-50	3x, 1948		
76	52-24	2005	25-51	1934		
77	53-24	2005	26-51	2x, 1948		
78	53-25	2005	26-52	1948		
79	54-25	2005	26-53	1948		
80	54-26	2005	27-53	2x, 1948		
81	55-26	2005	27-54	2x, 1948		
82	56-26	2005	27-55	1948		
83	57-26	2005	27-56	1948		
84	57-27	2005	27-57	1948		
85	57-28	2005	27-58	1948		
86	57-29	2005	27-59	1948		
87	58-29	2005	28-59	1948		
88	59-29	2005	28-60	1948		
89	60-29	2005	28-61	1948		
90	61-29	2005	29-61	2x, 1948		
91	62-29	2005	30-61	2x, 1948		
92	62-30	2005	31-61	4x, 1970		
93	62-31	2005	31-62	3x, 1970		
94	62-32	2005	31-63	2x, 1948		
95	63-32	2005	31-64	1948		
96	63-33	2005	32-64	1948		
97	64-33	2005	32-65	1948		
98	65-33	2005	32-66	1948		
99	65-34	2005	33-66	1948		
100	65-35	2005	34-66	3x, 1970		
101	66-35	2005	34-67	2x, 1970		
102	67-35	2005	35-67	3x, 1970		
103	68-35	2005	35-68	2x, 1970		
104	69-35	2005	35-69	1948		
105	69-36	2005	36-69	2x, 1948		
106	69-37	2005	36-70	2x, 1948		
107	70-37	2005	36-71	2x, 1948		
108	70-38	2005	36-72	2x, 1948		
109	71-38	2005	36-73	2x, 1948		
110	72-38	2005	36-74	2x, 1948		

Gm	Best			Worst		
	W-L	Last	W-L	Last	Last	
111	72-39	2x, 2005	36-75	2x, 1948		
112	73-39	2005	36-76	1932		
113	74-39	2005	36-77	1932		
114	74-40	2x, 2005	37-77	1932		
115	75-40	1919	37-78	1932		
116	75-41	1919	37-79	1932		
117	75-42	1919	37-80	1932		
118	76-42	1919	38-80	1932		
119	77-42	1919	38-81	1932		
120	77-43	1919	38-82	1932		
121	78-43	1919	38-83	1932		
122	78-44	1954	39-83	1932		
123	79-44	1954	39-84	1932		
124	80-44	2x, 1954	39-85	1932		
125	80-45	2x, 1954	39-86	1932		
126	81-45	2x, 1954	39-87	1932		
127	82-45	2x, 1954	39-88	1932		
128	83-45	2x, 1954	40-88	1932		
129	84-45	1919	40-89	1932		
130	85-45	1919	41-89	1932		
131	86-45	1919	41-90	1932		
132	86-46	1919	42-90	1932		
133	87-46	1919	43-90	1932		
134	87-47	2x, 1919	43-91	1932		
135	88-47	1917	43-92	1932		
136	89-47	1917	43-93	1932		
137	90-47	1917	43-94	1932		
138	91-47	1917	43-95	1932		
139	92-47	1917	44-95	1932		
140	92-48	1917	44-96	1932		
141	93-48	1917	45-96	1932		
142	94-48	1917	45-97	1932		
143	95-48	1917	46-97	2x, 1932		
144	95-49	1917	46-98	1932		
145	96-49	1917	46-99	1932		
146	97-49	1917	46-100	1932		
147	97-50	1917	47-100	1932		
148	97-51	1917	48-100	1932		
149	98-51	1917	48-101	1932		
150	98-52	1917	49-101	2x, 1948		
151	99-52	1917	49-102	1932		
152	99-53	1917	51-101	1948		
153	100-53	1917	54-99	1970		
154	100-54	1917	55-99	1970		
155	94-61	2x, 2005	56-99	1970		
156	95-61	1983	56-100	1970		
157	95-62	1983	56-101	1970		
158	96-62	1983	56-102	1970		
159	96-63	2x, 2005	56-103	1970		
160	97-63	2x, 2005	56-104	1970		
161	98-63	2x, 2005	56-105	1970		
162	99-63	2x, 2005	56-106	1970		
163	89-74	2008	n/a			

# NO-HITTERS

## WHITE SOX (18)

Nixey Callahan	Sept. 20, 1902 vs. Det.
Frank Smith	Sept. 6, 1905 at Det.
Frank Smith*	Sept. 20, 1908 vs. Phi.
Ed Walsh	August 27, 1911 vs. Bos.
Joe Benz	May 31, 1914 vs. Cle.
Ed Cicotte	April 14, 1917 at St. L.
Charles Robertson*	April 30, 1922 at Det.
Ted Lyons	August 21, 1926 at Bos.
Vern Kennedy	August 31, 1935 vs. Cle.
Bill Dietrich	June 1, 1937 at St. L.
Bob Keegan	August 20, 1957 vs. Wash.
Joel Horlen	Sept. 10, 1967 vs. Det.
John Odom/Francisco Barrios	July 28, 1976 at Oak.
Joe Cowley	Sept. 19, 1986 at Cal.
Wilson Alvarez	August 11, 1991 at Bal.
Mark Buehrle	April 18, 2007 vs. Tex.
Mark Buehrle*	July 23, 2009 vs. T.B
Philip Humber*	April 21, 2012 at Sea.

**Note:** Ed Walsh (won 8-1 on May 26, 1907 vs. New York in a five-inning, rain-shortened game), James Scott (lost 0-1 on May 14, 1914 vs. Washington) and Melidoro Perez (won 8-0 on July 12, 1990 at New York in a rain-shortened, six-inning game) are not credited with official no-hitters.

## OPPONENTS (13)

Jesse Tannehill	August 17, 1904 at Bos.
Bill Dinneen	Sept. 27, 1904 at Bos.
Addie Joss*	October 2, 1908 at Cle.
Addie Joss	April 20, 1910# vs. Cle.
Ernest Koob	May 5, 1917 at St. L.
Robert Groom	May 6 (2), 1917 vs. St. L.
Bob Feller#	April 16, 1940 vs. Cle.
Mel Parnell	July 14, 1956 at Bos.
Bill Monbouquette	August 1, 1962 at Bos.
Mike Warren	Sept. 29, 1983 at Oak.
Jack Morris	April 7, 1984 vs. Det.
Bret Saberhagen	August 26, 1991 at K.C.
Francisco Liriano	May 3, 2011 vs. Min.

**Note:** Cleveland's Earl Moore (lost 4-2 on May 9, 1901) pitched 9.0 hitless IP before Sandow Mertes singled in the 10th. The Sox won, 4-2, in 10 innings. New York's Andy Hawkins (lost 4-0 on July 1, 1990) tossed 8.0 hitless IP but lost. Neither is credited with an official no-hitter.

\*Perfect Game  
#Opening Day

# COMPLETE GAME ONE-HITTERS

## WHITE SOX WINS (61)

Nixey Callahan	Aug. 1, 1901 vs. Det.
White Platt	May 16, 1902 vs. St. L.
Doc White	Sept. 6, 1903 vs. Cle.
Doc White	Sept. 16, 1904 at St. L.
Frank Smith	May 21, 1905 vs. Wash.
Frank Smith	Aug. 31, 1905 vs. Wash.
Ed Walsh	May 6, 1906 vs. Cle.
Doc White	June 5, 1906 vs. Phi.
Doc White	July 3, 1906 vs. St. L.
Ed Walsh	Aug. 3, 1906 vs. Bos.
Doc White	May 19, 1908 at Wash.
Ed Walsh	June 20, 1909 vs. Cle.
Bill Burns	July 31, 1909 vs. at Wash.
Frank Smith#	April 14, 1910 vs. St. L.
Ed Walsh	June 6, 1910 vs. Bos.
Fred Olmstead	Sept. 8, 1910 vs. at St. L.
Ed Walsh	Aug. 14, 1911 vs. Det.
Reb Russell	July 14, 1913 vs. Bos.
Eddie Cicotte	May 19, 1914 at Phi.
Jim Scott	June 4, 1914 vs. Cle.
Joe Benz	June 10, 1914 vs. Wash.
Red Faber	June 17, 1914 vs. Phi.
Jim Scott	May 17, 1915 vs. Phi.
Red Faber	Sept. 15, 1915 at Bos.
Eddie Cicotte	July 26, 1916 vs. NYY
Eddie Cicotte	July 17, 1917 vs. Wash.
Ted Lyons*	Sept. 19, 1925 at Wash.
Red Faber	May 26, 1929 vs. Det.
Whitlow Wyatt*	June 13, 1933 vs. St. L.
Carl Fischer	July 20, 1935 at Wash.
Bill Dietrich	May 29, 1941 vs. St. L.
Lee Ross	May 14, 1943 vs. NYY
Orval Grove*	July 8, 1943 vs. NYY
Jackie Haynes	May 1, 1945 at Det.

Billy Pierce	June 15, 1950 vs. NYY
Billy Pierce	April 16, 1953 vs. St. L.
Virgil Trucks	May 1, 1954 at Bos.
Virgil Trucks	July 6, 1954 at Det.
Jack Harshman	June 21, 1956 vs. Bal.
Dick Donovan	May 25, 1957 at Cle.
Dick Donovan	July 20, 1957 vs. Bos.
Billy Pierce*	June 27, 1958 vs. Wash.
Early Wynn	May 1, 1959 vs. Bos.
Billy Pierce	June 11, 1959 at Wash.
Gary Peters	July 15, 1963 vs. Bal.
Juan Pizarro	Aug. 11, 1965 vs. Wash.
Jack Lamabe	May 30, 1966 vs. Bos.
Gary Peters	May 14, 1967 vs. Cal.
Jerry Nyman	May 17, 1969 vs. Wash.
Stan Bahnsen*	Aug. 21, 1973 at Cle.
Ken Brett	May 26, 1976 at Cal.
Ross Baumgarten	July 2, 1980 vs. Cal.
Dennis Lamp*	Aug. 25, 1981 at Mil.
Britt Burns	Sept. 9, 1983 vs. Cal.
LaMarr Hoyt	May 2, 1984 vs. NYY
Floyd Bannister	Sept. 13, 1987 at Sea.
Jack McDowell	July 14, 1991 at Mil.
Alex Fernandez	May 4, 1992 vs. Mil.
Mark Buehrle	Aug. 3, 2001 vs. T.B.
Zach Stewart	Sept. 5, 2011 at Min.
Chris Sale	May 12, 2013 vs. LAA
Jeff Samardzija	Sept. 21-1, 2015 at Det.

## WHITE SOX LOSSES (2)

Richard Dotson	May 18, 1983 at Bal.
Freddy Garcia	Aug. 23, 2005 at Min.

\*Lost no-hitter in ninth inning  
##Double one-hitter

# COMEBACKS

## BIGGEST COMEBACK VICTORIES

Deficit	Date	Opponent	Score	Inn.	Final
9	7/28/31	at New York	3-12	7th	14-12
9	8/2/36	vs. Boston	1-10	5th	12-11
9	6/13/78	vs. Cleveland	0-9	3rd	10-9
8	7/9/21	vs. New York	0-8	7th	10-9
8	6/28/02	vs. Chicago-NL	0-8	2nd	12-9

## LARGEST LEADS SURRENDERED IN LOSSES

Deficit	Date	Opponent	Score	Inn.	Final
9	7/4/21	at Cleveland	10-1	3rd	10-11
8	5/27/33	at New York	11-3	8th	11-15
8	7/13/39	vs. Philadelphia	8-0	4th	10-12
8	5/12/96	vs. New York	8-0	3rd	8-9

Source: STATS LLC

# DOUBLEHEADER SHUTOUTS

Date	Opp.	Score	Winning Sox Pitchers
Sept. 6, 1905	at Detroit	2-0 15-0	Doc White *Frank Smith
July 31, 1909	at Washington	5-0 1-0	Jim Scott Frank Lange
Aug. 11, 1914	Cleveland	2-0 2-0	Mellie Wolfgang Ed Cicotte
May 28, 1916	Cleveland	2-0 2-0	Jim Scott Red Faber
July 10, 1916	at Boston	4-0 3-0	Lefty Williams Reb Russell
July 13, 1940	at Boston	5-0 7-0	Ted Lyons Jack Knott
Aug. 19, 1941	Philadelphia	4-0 1-0	Thornton Lee John Humphries
May 15, 1949	Cleveland	10-0 2-0	Bill Wight Alan Gettel

Date	Opp.	Score	Winning Sox Pitchers
May 25, 1952	Detroit	3-0 1-0	Joe Dobson Marv Grissom
June 14, 1953	Boston	6-0 1-0	Billy Pierce Sandy Consuegra
June 15, 1958	at Baltimore	3-0 4-0	Jim Wilson Dick Donovan
June 5, 1960	Kansas City	2-0 2-0	Russ Kemmerer Frank Baumann
July 5, 1964	Cleveland	2-0 5-0	Juan Pizarro Joel Horlen
May 30, 1966	Boston	1-0 11-0	John Buzhardt #Jack Lamabe
Sept. 10, 1967	Detroit	6-0 4-0	*Joel Horlen Cisco Carlos

\*No-hitter

#One-hitter

# SINGLE-GAME STRIKEOUTS

No.	Pitcher	Date
16	Jack Harshman	July 25, 1954 at Boston
15	Chris Sale	August 16, 2015 vs. Chicago-NL
15	Chris Sale	May 28, 2012 at Tampa Bay
15	Ed Cicotte	Aug. 26, 1914 vs. New York
15	Jim Scott	June 22, 1913 vs. St. Louis
15	Ed Walsh	Aug. 11, 1910 vs. Boston
15	Ed Walsh	Oct. 2, 1908 at Cleveland
14	Chris Sale	August 26, 2016 vs. Seattle
14	Chris Sale	August 21, 2015 at Seattle
14	Chris Sale	August 19, 2015 vs. Texas
14	Chris Sale	June 8, 2015 vs. Houston
14	Chris Sale	June 14, 2013 at Houston
14	Jason Bere	June 28, 1995 at Minnesota
14	Jason Bere	June 13, 1994 vs. Oakland
14	Juan Pizarro	July 31, 1964 at Washington
14	Early Wynn	May 1, 1959 vs. Boston
14	Saul Rogovin	Sept. 14, 1952 vs. Boston
14	Jim Scott	Sept. 27, 1913 vs. St. Louis
13	Chris Sale	June 3, 2013 at Texas
13	Jose Quintana	Sept. 13 (1), 2014 vs. Minnesota
13	Chris Sale	August 30 (1), 2014 vs. Detroit
13	Chris Sale	June 25, 2013 vs. New York-AL

No.	Pitcher	Date
13	Chris Sale	Aug. 22, 2012 vs. New York-AL
13	Edwin Jackson	April 7, 2011 vs. Tampa Bay
13	Javier Vazquez	Sept. 17, 2007 at Kansas City
13	Jose Contreras	June 17, 2006 at Cincinnati
13	Javier Vazquez	Aug. 5, 2006 at Toronto
13	Alex Fernandez	June 12, 1996 vs. Boston
13	Jason Bere	Sept. 8, 1993 Boston
13	Chris Knapp	Sept. 11-1, 1977 at California
13	Juan Pizarro	Aug. 23, 1965 vs. Baltimore
13	Juan Pizarro	May 22, 1964 vs. Washington
13	Gary Peters	July 15, 1963 vs. Baltimore
13	Juan Pizarro	Sept. 29, 1961 at Baltimore
13	Juan Pizarro	Aug. 25, 1961 vs. Cleveland
13	Marv Grissom	Sept. 13, 1952 vs. New York
13	Thornton Lee	June 12, 1945 vs. Cleveland
13	Red Faber	May 17, 1922 at Philadelphia
13	Jim Scott	April 20, 1912 at St. Louis
13	Frank Lange	Sept. 20, 1910 vs. New York
13	Ed Walsh	Sept. 13, 1910 vs. St. Louis
13	Ed Walsh	May 1, 1910 vs. Detroit
13	Doc White	June 9, 1905 at Philadelphia

## Highest Scoring White Sox Innings

Inn.	Runs	Date	Opponent	Inn.	Runs	Date	Opponent
1st	11	Aug. 3, 1956	vs. Baltimore	6th	11	Sept. 15, 1983	vs. Seattle
2nd	10	July 28, 1935	vs. St. Louis-AL	7th	11	April 22, 1959	at Kansas City
3rd	11	June 20, 2006	vs. St. Louis-NL	8th	11	July 28, 1931	at New York
4th	13	Sept. 26, 1943	at Washington	9th	11	Aug. 19, 1970	at Boston
5th	11, 4x	Last Sept. 17, 2007	at Kansas City	X	8	May 20, 1920 (16th)	at Washington

# LONGEST GAMES

## INNINGS

25*	May 8-9, 1984 Milwaukee (W, 7-6)
22	June 12, 1967 at Washington (L, 5-6)
21	May 26-28, 1973 Cleveland (W, 6-3)
21	May 24, 1929 Detroit (L, 5-6)
19	July 9, 2006 Boston (W, 6-5)
19	May 1, 1991 at Milwaukee (L, 9-10)
19	Aug. 11, 1972 at Oakland (L, 3-5)
19	July 13, 1951 Boston (W, 5-4)
19	June 24, 1915 at Cleveland (W, 5-4)
18	Aug. 6, 1959 at Baltimore (T, 1-1)
18	June 18, 1947 Washington (L, 0-1)
18	Aug. 21, 1933 New York (W, 3-3)
18	May 15, 1918 at Washington (L, 0-1)
18	June 25, 1903 New York (T, 6-6)
17	May 25, 1986 at Kansas City (L, 1-2)
17	Sept. 13, 1967 Cleveland (W, 1-0)
17	June 21, 1964 New York (L, 1-2)
17	July 25, 1959 Baltimore (W, 3-2)
17	June 4, 1959 Baltimore (W, 6-5)
17	Sept. 14, 1952 Boston (W, 4-3)
17	July 12, 1951 Boston (L, 4-5)
17	Aug. 13, 1933 Detroit (L, 5-6)
17	May 21, 1915 Boston (W, 3-2)
17	May 25, 1912 Detroit (W, 5-4)
17	May 13, 1909 Washington (L, 1-1)
17	May 18, 1902 St. Louis (T, 2-2)

\*AL record for innings, major-league record for time (8:06)

## TIME

8:06*	May 8-9, 1984 vs. Milwaukee (W, 7-6, 25 inn.)
6:19	July 9, 2006 vs. Boston (W, 6-5 19 inn.)
6:05	May 1, 1991 at Milwaukee (L, 9-10, 19 inn.)
5:42	June 5, 2013 at Seattle (W, 7-5, 16 inn.)
5:36	July 11, 1987 at New York (W, 5-2, 15 inn.)
5:23	July, 2012 at Kansas City (W, 9-8, 14 inn.)
5:23	Aug. 9, 1992 at California (W, 12-8, 14 inn.)
5:21	Aug. 16, 2011 vs. Cleveland (W, 8-7, 14 inn.)
5:17	April 16, 2014 vs. Boston (L, 4-6, 14 inn.)
5:12	Sept. 14, 1998 at Detroit (W, 17-16, 12 inn.)
5:09	Aug. 16, 2005 vs. Minnesota (L, 4-9, 16 inn.)
5:09	April 27, 1989 at Boston (W, 3-1, 16 inn.)
5:00	April 30, 1990 vs. Texas (L, 5-4, 13 inn.)
4:58	June 24, 2011 vs. Washington (L, 5-9, 14 inn.)
4:58	Aug. 5, 2008 vs. Detroit (W, 10-8, 14 inn.)
4:46	Sept. 4, 2016 at Minnesota (W, 13-11, 12 inn.)
4:41	June 1, 2016 at New York-NL (W, 2-1, 13 inn.)
4:38	July 5, 2014 vs. Seattle (14 inn.)
4:34	August 11, 2016 at Kansas City (L, 3-2, 14 inn.)
4:34	June 13, 2016 vs. Detroit (W, 10-9, 12 inn.)

Source: STATS LLC (Since 1984)

# HIGHEST-SCORING GAMES

## WHITE SOX

29-6*	April 23, 1955 at Kansas City
22-13	May 31, 1970 at Boston
21-7	June 26 (2), 1960 Boston
21-14	July 18, 1936 at Philadelphia
20-6	June 20, 2006 St. Louis-NL
20-8	May 15, 1996 at Milwaukee
20-6	April 22, 1959 at Kansas City
20-2	June 17, 1956 Washington
20-10	April 30, 1934 Cleveland
20-15	Sept. 9, 1921 Detroit
20-6	May 11, 1911 Washington
19-2	July 3, 2012 vs. Texas
19-3	Sept. 27, 2003 at Kansas City
19-10	Sept. 2, 2001 Cleveland
19-3	Aug. 9, 2000 vs. Seattle
19-11	Aug. 4, 1992 Minnesota
19-7	July 20, 1940 Philadelphia
19-6	July 28, 1936 Philadelphia
19-6	May 11, 1936 at St. Louis-AL
19-2	Aug. 31, 1926 at Detroit
19-11	Aug. 15, 1922 at Boston
19-3	May 3, 1918 at Detroit
19-9	May 1, 1901 Detroit

## OPPONENTS

5-22	July 26, 1931 at New York
11-21	Aug. 30, 1970 Boston
6-21	July 1, 1936 Detroit
5-21	Aug. 9, 1923 at Philadelphia
6-21	Aug. 25, 1902 at Washington
7-21	May 5, 1901 at Boston
1-20	May 21, 2009 vs. Minnesota
14-20	July 6 (1), 2007 Minnesota
4-20	April 2, 1998 at Texas
5-20	July 17, 1920 at New York
11-19	June 28 (1), 2013 vs. Cleveland
0-19	May 10, 2002 at Anaheim
12-19	June 26, 1977 at Minnesota
6-19	May 13, 1947 at Boston
6-19	Aug. 27, 1938 at Boston
7-19	Sept. 13, 1935 at Philadelphia

\*American League record

## Doubleheader Fireworks

The White Sox and Rangers combined to hit 14 home runs in a doubleheader on August 28, 1998 at Comiskey Park (seven by each team), tying the American League record for a twinbill set by New York (nine) and Philadelphia (five) on May 22, 1930.

# ATTENDANCE RECORDS

## HOME SEASON

2,957,414.....	2006
2,934,154.....	1991
2,684,395.....	2007
2,681,156.....	1992
2,581,091.....	1993
2,500,648.....	2008
2,342,833.....	2005
2,284,163.....	2009
2,194,378.....	2010
2,136,988.....	1984
2,132,821.....	1983
2,002,359.....	1990
2,001,117.....	2011
1,965,955.....	2012
1,947,799.....	2000
1,939,594.....	2003
1,930,537.....	2004
1,865,222.....	1997
1,768,413.....	2013
1,766,172.....	2001

## GUARANTEED RATE FIELD, GAME

47,609%.....	July 15, 2003 (All-Star Game)
46,246*.....	October 5, 1993 vs. Toronto
46,101*.....	October 6, 1993 vs. Toronto
46,027.....	June 28, 2002 vs. Chicago-NL
45,942.....	June 29, 2002 vs. Chicago-NL
45,936.....	June 8, 2001 vs. Chicago-NL
45,849.....	June 9, 2001 vs. Chicago-NL
45,527*.....	October 12, 1993 vs. Toronto
45,440.....	June 28, 2003 vs. Chicago-NL
45,383#.....	October 4, 2000 vs. Seattle
45,351.....	June 30, 2002 vs. Chicago-NL
45,290#.....	October 3, 2000 vs. Seattle
45,147.....	June 27, 2003 vs. Chicago-NL
45,079.....	June 10, 2001 vs. Chicago-NL
44,858.....	June 29, 2003 vs. Chicago-NL
44,249.....	June 17, 1997 vs. Chicago-NL
44,204.....	June 18, 1997 vs. Chicago-NL
44,153.....	July 9, 1999 vs. Chicago-NL
44,140.....	June 9, 2000 vs. Chicago-NL
44,008.....	July 10, 1999 vs. Chicago-NL

%2003 All-Star Game \*1993 ALCS #2000 ALDS

Note: U.S. Cellular Field capacity was 44,321 from 1991-2000, 47,522 in 2001, 47,098 in 2002-03 and 40,615 since 2004.

## OLD COMISKEY PARK, GAME

55,555.....	May 20, 1973 vs. Minnesota (DH)
54,215.....	July 19, 1953 vs. New York (DH)
53,940.....	June 8, 1951 vs. New York (DH)
53,325.....	May 15, 1949 vs. Cleveland (DH)
53,067.....	July 27, 1954 vs. New York
52,712.....	June 25, 1964 vs. Cubs (Exhib.)
52,593.....	July 12, 1951 vs. Boston (DH)
52,494.....	June 18, 1933 vs. New York (DH)
52,054.....	June 10, 1951 vs. New York (DH)
52,000.....	May 8, 1927 vs. New York

## GUARANTEED RATE FIELD, BY OPPONENT

Arizona.....	32,952, June 13, 2005
Atlanta.....	34,719, June 12, 2004
Baltimore.....	43,589, May 28, 1994
Boston.....	43,393, June 6, 1993
Chicago-NL.....	46,027, June 28, 2002
Cincinnati.....	27,980, May 9, 2015
Cleveland.....	43,601, June 29, 1996
Colorado.....	35,663, June 14, 2008
Detroit.....	43,954, April 6, 2001
Houston.....	38,516, June 25, 2006
Kansas City.....	43,922, August 4, 2003
Los Angeles-AL.....	42,535, August 7, 1993
Los Angeles-NL.....	36,067, June 18, 2005
Miami.....	36,132, June 18, 2007
Milwaukee.....	43,350, July 18, 1992
Minnesota.....	42,587, August 28, 1993
Montreal.....	24,783, June 8, 2002
New York-AL.....	42,961, July 5, 1995
New York-NL.....	27,679, June 10, 2002
Oakland.....	42,483, June 6, 1992
Philadelphia.....	33,114, June 8, 2004
Pittsburgh.....	26,827, June 6, 1999
St. Louis.....	40,681, July 15, 2000
San Diego.....	27,287, June 14, 2003
San Francisco.....	25,278, June 17, 2014
Seattle.....	43,559, June 26, 1993
Tampa Bay.....	38,926, August 19, 2000
Texas.....	42,150, June 22, 1991
Toronto.....	42,796, July 25, 1991
Washington.....	24,057, June 26, 2011

## ROAD, GAME

78,382.....	August 20, 1948 at Cleveland
72,454.....	October 1, 1993 at Cleveland
72,390.....	October 3, 1993 at Cleveland
72,060.....	October 2, 1993 at Cleveland
70,972.....	July 29, 1951 at New York
70,740.....	August 25, 1950 at New York
70,619.....	August 11, 1951 at Cleveland
66,586.....	August 30, 1959 at Cleveland
65,880.....	June 7, 1970 at New York
63,787.....	June 23, 1957 at New York

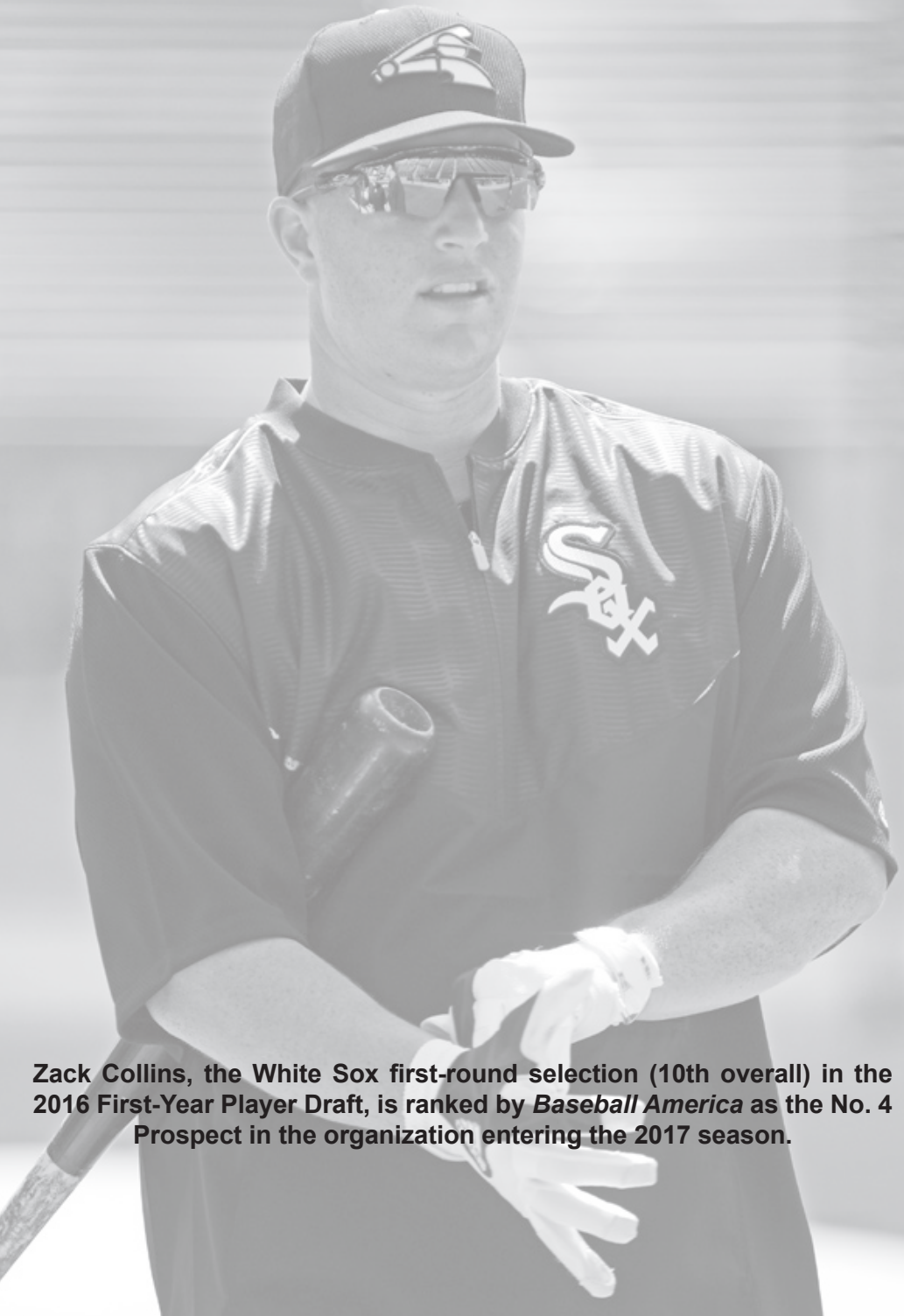


Old Comiskey Park was home to the White Sox from 1910-90.

## Attendance Notes

The Chicago White Sox have drawn more than 2 million fans 13 times, including a club-record 2.96 million in 2006. Of the White Sox Top 10 home season bests, nine have come since the team moved into Guaranteed Rate Field in 1991. Each of the franchise's Top 20 seasons have come since 1981.

# MINOR LEAGUES



Zack Collins, the White Sox first-round selection (10th overall) in the 2016 First-Year Player Draft, is ranked by *Baseball America* as the No. 4 Prospect in the organization entering the 2017 season.

# SCOUTING



**Nick Hostetler**  
Director of Amateur Scouting



**Nathan Durst**  
National Crosschecker



**Mike Shirley**  
National Crosschecker



**Ed Pebley**  
National Hitting Crosschecker



**Derek Valenzuela**  
West Coast Crosschecker



**Joe Siers**  
East Coast Crosschecker



**Garrett Guest**  
Midwest Crosschecker



**Mike Ledna**  
College Relief Pitcher  
Crosschecker

## PROFESSIONAL SCOUTS

Bruce Benedict, Kevin Bootay, Joe Butler, Tony Howell, Chris Lein, Alan Regier, Daraka Shaheed, Keith Staab, John Tumminia, Bill Young.

## INTERNATIONAL SCOUTING

**Marco Paddy** — Special Assistant to the General Manager, International Operations

**Amador Arias** — Supervisor, Venezuela

**Marino DeLeon** — Dominican Republic

**Robinson Garcés** — Venezuela

**Oliver Dominguez** — Dominican Republic

**Reydel Hernandez** — Venezuela

**Tomas Herrera** — Mexico

**Miguel Peguero** — Dominican Republic

**Guillermo Peralto** — Dominican Republic

**Omar Sanchez** — Venezuela

**Fermin Ubri** — Dominican Republic

## FULL-TIME SCOUTING AREAS

**Mike Baker** — Southern California, Southern Nevada

**Kevin Burrell** — Georgia, South Carolina

**Robbie Cummings** — Idaho, Montana, Oregon, Washington, Wyoming

**Ryan Dorsey** — Texas

**Abraham Fernandez** — North Carolina, Virginia

**Joel Grampietro** — Connecticut, Delaware, Eastern Pennsylvania, Maine, Maryland, Massachusetts, New Hampshire, New Jersey, Eastern New York, Rhode Island, Vermont

**Phil Gulley** — Kentucky, Southern Ohio, Tennessee, West Virginia

**Warren Hughes** — Alabama, Florida Panhandle, Louisiana, Mississippi

**George Kachigian** — San Diego

**John Kazanas** — Arizona, Colorado, New Mexico, Utah

**J.J. Lally** — Illinois, Iowa, Michigan Panhandle, Minnesota, Nebraska, North and South Dakota, Wisconsin, Canada

**Steve Nichols** — Northern Florida

**Jose Ortega** — Puerto Rico, Southern Florida

**Clay Overcash** — Arkansas, Kansas, Missouri, Oklahoma

**Noah St. Urbain** — Southern California, Hawaii

**Adam Virchis** — Northern California, Northern Nevada

**Chris Walker** — Texas

**Justin Wechsler** — Indiana, Michigan, Northern Ohio, Western Pennsylvania, Western New York

**Ken Williams Jr.** — Southern California



# 2016 DRAFT

Rd	Player	Pos.	School
1	Zack Collins	C	University of Miami (Fla.)
1A	Zack Burdi	RHP	University of Louisville
2	Alec Hansen	RHP	University of Oklahoma
3	Alexander Call	OF	Ball State University
4	Jameson Fisher	OF	Southeastern Louisiana Univ.
5	Jimmy Lambert	RHP	Fresno State University
6	Luis Curbelo	SS	Cocoa High School
7	Bernardo Flores	LHP	Univ. of Southern California
8	Nathan Nolan	C	St. Mary's College of California
9	Max Dutto	SS	Menlo College
10	Zach Remillard	3B	Coastal Carolina University
11	Ian Hamilton	RHP	Washington State University
12	Mitch Roman	SS	Wright State University
13	Michael Hickman	C	Chipola College
14	Bryan Saucedo*	RHP	Davenport University
15	Jake Elliott	RHP	University of Oklahoma
16	Ben Wright	RHP	University of Nevada-Las Vegas
17	Brad Haymes	RHP	Gardner-Webb University
18	Lane Hobbs	RHP	Concordia (Texas) University
19	Anthony Villa	1B	St. Mary's College of California
20	Matthew Foster	RHP	University of Alabama

Rd	Player	Pos.	School
21	Michael Horejsei	LHP	Ohio State University
22	Joel Booker	OF	University of Iowa
23	Samuel Dexter	SS	University of Southern Maine
24	Brady Conlan	3B	Cal State U-Dominguez Hills
25	Charles Madden III*	C	Mercer University
26	Zach Farrar*	OF	Carroll Senior High School
27	Mike Morrison	RHP	Coastal Carolina University
28	Aaron Schnurbusch	OF	University of Pittsburgh
29	Earl Henderson*	1B	Central Arizona College
30	Pat Cashman	RHP	Southeastern Louisiana Univ.
31	Brandon Bossard*	SS	Nazareth Acad. College Prep
32	Sean Renzi	RHP	Central Michigan University
33	Ryan Boelter	LHP	Gardner-Webb University
34	Jaxon Shirley*	2B	Lapel High School
35	Garrett Acton*	RHP	Lemont (Ill.) High School
36	Reese Cooley*	OF	Chipola College
37	Leo Kaplan*	OF	Harvard-Westlake High School
38	Tyler Gordon*	C	Simeon Career Academy
39	Justin Lavey*	SS	Kenosha Tremper High School
40	Drew Puglielli*	3B	Gulf Coast High School

\*Indicates did not sign

## NO. 1 DRAFT SELECTIONS

Year	Player	Pos.	High School/College
1965	Ken Piesha	C	University of Notre Dame
1966	Carlos May	OF	Parker (Ala.) H.S.
1967	Dan Haynes	3B	Headland (Ga.) H.S.
1968	Rick McKinney	SS	Ohio University
1969	Ted Nicholson	3B	Oak Park (Miss.) H.S.
1970	Lee Richard	SS	Southern University
1971	Danny Goodwin	C	Peoria Central (Ill.) H.S.
1972	Mike Ondina	OF	Rancho Cordova (Calif.) H.S.
1973	Steve Swisher	C	Ohio University
1974	Larry Monroe	P	Forest View (Ill.) H.S.
1975	Chris Knapp	P	Central Michigan University
1976	Steve Trout	P	Thornwood (Ill.) H.S.
1977	Harold Baines	OF	St. Michaels (Md.) H.S.
1978	Choice to Yankees as compensation for free agent Ron Blomberg		
1979	Steve Buechele*	SS	Servite (Calif.) H.S.
	Rick Seilheimer	C	Brenham (Texas) H.S.
1980	Cecil Espy	OF	Point Luma (Calif.) H.S.
1981	Daryl Boston	OF	Woodward (Ohio) H.S.
1982	Ron Karkovice	C	Boone H.S., Orlando, Fla.
1983	Joel Davis	P	Sandalwood H.S., Jacksonville, Fla.
	Russ Morman	1B	Wichita State University
1984	Tony Menendez	P	American (Fla.) H.S.
	Tom Hartley	OF	Hudson Bay (Wash.) H.S.
1985	Kurt Brown	C	Glendora (Calif.) H.S.
1986	Grady Hall	P	Northwestern University
1987	Jack McDowell	P	Stanford University
1988	Robin Ventura	3B	Oklahoma State University
1989	Frank Thomas	1B	Auburn University

Year	Player	Pos.	High School/College
1990	Alex Fernandez	P	Miami-Dade South J.C.
1991	Scott Ruffcorn	P	Baylor University
1992	Eddie Pearson	1B	Bishop State C.C.
1993	Scott Christman	P	Oregon State University
1994	Mark Johnson	C	Warner Robins (Ga.) H.S.
1995	Jeff Liefer	OF	Long Beach State Univ.
1996	Bobby Seay*	P	Sarasota (Fla.) H.S.
1997	Jason Dellaero	SS	University of South Florida
1998	Kip Wells	P	Baylor University
1999	Jason Stumm	P	Centralia (Wash.) H.S.
	Matt Ginter	P	Mississippi State University
2000	Joe Borchard	OF	Stanford University
2001	Kris Honek	P	Providence (Ill.) Catholic H.S.
2002	Royce Ring	P	San Diego State University
2003	Brian Anderson	OF	University of Arizona
2004	Josh Fields	3B	Oklahoma State University
2005	Lance Broadway	P	Texas Christian University
2006	Kyle McCulloch	P	University of Texas
2007	Aaron Poreda	P	University of San Francisco
2008	Gordon Beckham	INF	University of Georgia
2009	Jared Mitchell	OF	Louisiana State University
2010	Chris Sale	P	Florida Gulf Coast Univ.
2011	Keenyn Walker	OF	Central Arizona J.C.
2012	Courtney Hawkins	OF	Carroll (Texas) High School
2013	Tim Anderson	SS	East Central C.C.
2014	Carlos Rodon	LHP	North Carolina State Univ.
2015	Carson Fulmer	RHP	Vanderbilt University
2016	Zach Collins	C	University of Miami (Fla.)
	Zack Burdi	RHP	University of Louisville

Bold indicates player reached the majors. \*Did not sign

### 2016 Draft Recap

The White Sox selected catcher Zack Collins from the University of Miami (Fla.) with the 10th overall pick and right-hander Zack Burdi with the 26th pick in the 2016 First-Year Player Draft. Collins appeared in 39 games between the Arizona Rookie League White Sox and Class A Winston-Salem in his first season. He also played for the Glendale Desert Dogs in the Arizona Fall League. Burdi made 25 relief appearances between the Dash, Class AA Birmingham and Class AAA Charlotte. Collins was the third-consecutive Top 10 selection for the Sox, following RHP Carson Fulmer (No. 8) in 2015 and LHP Carlos Rodon (No. 3) in 2014.

# MINOR LEAGUE AFFILIATES

## INSTRUCTORS

Director of Player Development.....	Chris Getz
Director of Minor League Instruction .....	Kirk Champion
Pitching Coordinator .....	Richard Dotson
Hitting Instructor .....	Mike Gellinger
Catching Instructor .....	John Orton
Infield Coordinator .....	Vance Law
Outfield/Baserunning Coordinator .....	Aaron Rowand
Camp Coordinator/Asst., Player Devel.....	Tommy Thompson
Pitching Assistant .....	J.R. Perdev
Assistant, Player Development.....	Rafael Santana
Conditioning Coordinator .....	Dale Torborg
Minor League Medical/Rehab Coordinator.....	Scott Takao
Latin/Cultural Development Coordinator .....	Anthony Santiago
Physical Therapist .....	Derek Garris
Coaching Assistant .....	Jerry Hairston

## CLASS AAA CHARLOTTE KNIGHTS

324 S. Mint St., Charlotte, NC 28202

2016 Record .....	65-79
Manager .....	Mark Grudzielanek
Pitching Coach .....	Steve McCatty
Hitting Coach .....	Andy Tomberlin
Coach .....	Gary Ingram
Trainer .....	Scott Johnson
Conditioning.....	Shawn Powell
General Manager.....	Rob Egan
Public Relations Director .....	Tommy Viola
E-Mail Address .....	tommyv@charlotteknights.com
Stadium, Capacity .....	BB&T Ballpark (10,000)
White Sox Affiliation .....	since 1999
PR Telephone .....	(704) 274-8203
Press Box .....	(704) 274-8240
Website.....	www.charlotteknights.com

## CLASS AA BIRMINGHAM BARONS

1401 1st Ave. South, Birmingham, AL 35233

2016 Record .....	49-91
Manager .....	Julio Vinas
Pitching Coach .....	Jose Bautista
Hitting Coach .....	Cole Armstrong
Trainer .....	James Kruk
Conditioning.....	Tim Rodmaker
General Manager.....	Jonathan Nelson
Media Relations Director .....	Jesse Feldman
E-Mail Address .....	media@barons.com
Stadium, Capacity .....	Regions Field (8,500)
Sox Affiliation .....	since 1986
PR Telephone .....	(205) 988-3200, ext. 17
Press Box .....	(205) 988-3200, ext. 28
Website.....	www.barons.com

## CLASS A WINSTON-SALEM DASH

926 Brookstown Avenue, Winston-Salem, NC 27101

2016 Record .....	56-83
Manager .....	Willie Harris
Pitching Coach .....	Brian Drahman
Hitting Coach .....	Charlie Poe
Trainer .....	Josh Fallin
Conditioning.....	George Timke
Vice President, Baseball Operations.....	Ryan Manuel
Director of Media Relations .....	Brian Boesch
E-Mail Address .....	brian.boesch@wsdash.com
Stadium, Capacity .....	BB&T Ballpark (5,500)
Sox Affiliation .....	since 1997
PR Telephone .....	(336) 714-6874
Website.....	www.wsdash.com

## CLASS A KANNAPOLIS INTIMIDATORS

P.O. Box 64, Kannapolis, NC 28082

2016 Record .....	58-82
Manager .....	Justin Jirschele
Pitching Coach .....	Matt Zaleski
Hitting Coach .....	Jamie Dismuke
Trainer .....	Joe Geck
Conditioning.....	Goldy Simmons
General Manager.....	Randy Long
Director of Media Relations .....	Josh Feldman
E-Mail Address .....	jfeldman@intimidatorsbaseball.com
Stadium, Capacity .....	CMC-North East Stadium (4,700)
Sox Affiliation .....	since 2001
PR Telephone .....	(704) 932-3267
Press Box .....	(704) 933-7800
Website.....	www.intimidatorsbaseball.com

## ADVANCED ROOKIE GREAT FALLS VOYAGERS

1015 25th Street North, Great Falls, MT 59401

2016 Record .....	47-28
Manager .....	Tim Esmay
Pitching Coach .....	John Ely
Hitting Coach .....	Eric Richardson
Trainer .....	Margaret Rall
Conditioning.....	Tyler Gniadek
General Manager.....	Scott Reasoner
Public Relations Contact .....	Scott Reasoner
E-Mail Address .....	scott@gfvoyagers.com
Stadium, Capacity .....	Centene Stadium (4,201)
Sox Affiliation .....	since 2003
Telephone .....	(406) 452-5311
Website.....	www.gfvoyagers.com

## ARIZONA ROOKIE LEAGUE WHITE SOX

10710 West Camelback Road, Phoenix, AZ 85037

2016 Record .....	21-35
Manager .....	Ryan Newman
Pitching Coach .....	Felipe Lira
Hitting Coach .....	Gary Ward
Trainer .....	Cory Barton
Conditioning.....	Ibrahim Rivera
Stadium, Capacity .....	Camelback Ranch-Glendale (13,000)
Sox Affiliation .....	since 2014
Telephone .....	(623) 302-5200
Press Box .....	(623) 302-5050

## DOMINICAN ACADEMY

Academy Supervisor .....	Ever Magallanes
Complex Operations Coordinator .....	Manuel Santana
Complex Administrator .....	Carolina Santos
Field Coordinator .....	Guillermo Reyes

## DOMINICAN SUMMER LEAGUE

Manager .....	Julio Valdez
Pitching Coach .....	Leo Hernandez
Hitting Coach .....	Angel Gonzalez
Catching Coach .....	Angel Rosario
Outfield Coach .....	Julio Ramirez
Coaching Assistant.....	Jose Brito
Trainer .....	Jose Del Villar
Conditioning.....	Pedro Gomez

# 2017 MINOR LEAGUE SCHEDULES

FRONT OFFICE

FIELD STAFF

PLAYERS

OPPONENTS

2016 REVIEW

HISTORY

RECORDS

MINOR LEAGUES

MEDIA/MISC.

## CHARLOTTE

**APRIL**  
6-9 ..... Norfolk  
10-13 ..... at Durham  
14-16 ..... at Norfolk  
17 ..... Off Day  
18-20 ..... Pawtucket  
21-23 ..... Rochester  
24 ..... Off Day  
25-27 ..... at Toledo  
28-30 ..... at Columbus

**MAY**  
1 ..... Off Day  
2 ..... Norfolk  
5-7 ..... Gwinnett  
8-10 ..... at Indianapolis  
11-14 ..... at Louisville  
15-17 ..... Durham  
18-21 ..... at Norfolk  
22 ..... Off Day  
23-25 ..... Syracuse  
26-29 ..... Buffalo  
30-31 ..... Syracuse

**JUNE**  
1 ..... at Syracuse  
2-4 ..... at Buffalo  
5-7 ..... Durham  
8-11 ..... at Gwinnett  
12 ..... Off Day  
13-15 ..... Louisville  
16-18 ..... Indianapolis  
19-22 ..... at Gwinnett  
23-25 ..... at Durham  
26-29 ..... Columbus  
30 ..... at Gwinnett

**JULY**  
1-3 ..... Gwinnett  
4-6 ..... at Durham  
7-9 ..... at Louisville  
10-12 ..... All-Star Break  
13-16 ..... Gwinnett  
17-19 ..... at Rochester  
20-23 ..... at Scranton/WB  
24-27 ..... Columbus  
28-30 ..... Scranton/WB  
31 ..... Off Day

**AUGUST**  
1-3 ..... at Durham  
4-6 ..... Gwinnett  
7-9 ..... at Pawtucket  
10-13 ..... at Lehigh Valley  
14 ..... Off Day  
15-17 ..... Toledo  
18-20 ..... Lehigh Valley  
21-24 ..... at Norfolk  
25-27 ..... at Gwinnett  
28-31 ..... Durham

**SEPTEMBER**  
1-4 ..... Norfolk

## BIRMINGHAM

**APRIL**  
6-10 ..... at Jackson  
11 ..... Off Day  
12-16 ..... Montgomery  
17-21 ..... at Tennessee  
22-26 ..... Jacksonville  
27-30 ..... at Montgomery

**MAY**  
1 ..... at Montgomery  
2 ..... Off Day  
3-7 ..... Mississippi  
8-12 ..... Pensacola  
13-17 ..... at Chattanooga  
18-22 ..... Tennessee  
23 ..... Off Day  
24-28 ..... Mobile  
29 ..... Off Day  
30-31 ..... Chattanooga

**JUNE**  
1-3 ..... Chattanooga  
4-8 ..... at Tennessee  
9-13 ..... Mobile  
14-18 ..... Jackson  
19-21 ..... All-Star Break  
22-26 ..... at Montgomery  
27 ..... Off Day  
28-30 ..... Biloxi

**JULY**  
1-3 ..... Biloxi  
4-8 ..... at Jackson  
9-12 ..... Mobile  
13-17 ..... at Biloxi  
18 ..... Off Day  
19-23 ..... at Jackson  
24 ..... Off Day  
25-29 ..... at Chattanooga  
30-31 ..... Pensacola

**AUGUST**  
1-3 ..... Pensacola  
4-8 ..... at Jacksonville  
9 ..... Off Day  
10-14 ..... Chattanooga  
15 ..... Off Day  
16-20 ..... Montgomery  
21-25 ..... at Jacksonville  
26-30 ..... Tennessee  
31 ..... at Mississippi

**SEPTEMBER**  
1-4 ..... at Mississippi

## WINSTON-SALEM

**APRIL**  
6-9 ..... at Buies Creek  
10-12 ..... at Down East  
13-16 ..... Buies Creek  
17-19 ..... Frederick  
20-23 ..... Wilmington  
24 ..... Off Day  
25-27 ..... Buies Creek  
28-30 ..... at Down East

**MAY**  
1-3 ..... at Lynchburg  
4-7 ..... at Salem  
8 ..... Off Day  
9-11 ..... Myrtle Beach  
12-14 ..... at Carolina  
15-18 ..... Lynchburg  
19-22 ..... Carolina  
23-25 ..... at Myrtle Beach  
26-29 ..... Down East  
30 ..... Off Day  
31 ..... Wilmington

**JUNE**  
1-3 ..... Wilmington  
4-6 ..... at Carolina  
7 ..... Off Day  
8-11 ..... Salem  
12-14 ..... Down East  
15-18 ..... at Buies Creek  
19-21 ..... All-Star Break  
22-15 ..... Buies Creek  
26-29 ..... at Down East

**JULY**  
1-3 ..... at Carolina  
4-6 ..... Down East  
7-10 ..... Carolina  
11 ..... Off Day  
12-15 ..... at Myrtle Beach  
16-18 ..... at Lynchburg  
19 ..... Off Day  
20-23 ..... Salem  
24-26 ..... at Buies Creek  
27-30 ..... at Lynchburg  
31 ..... Salem

**AUGUST**  
1-2 ..... Salem  
3-6 ..... Potomac  
7 ..... Off Day  
8-10 ..... at Frederick  
11-13 ..... Lynchburg  
14-17 ..... Myrtle Beach  
18-20 ..... at Potomac  
21 ..... Off Day  
22-24 ..... Carolina  
25-27 ..... Buies Creek  
28 ..... Off Day  
29-31 ..... at Carolina

**SEPTEMBER**  
1-4 ..... at Salem

## KANNAPOLIS

**APRIL**  
6-9 ..... Lakewood  
10-12 ..... Rome  
13-15 ..... Hickory  
16 ..... Off Day  
17-19 ..... at Asheville  
20-23 ..... Hickory  
24-26 ..... at Hagerstown  
27-30 ..... at Lakewood

**MAY**  
1 ..... Off Day  
2-4 ..... Augusta  
5-8 ..... Asheville  
9 ..... Off Day  
10-12 ..... at Augusta  
13-16 ..... at Rome  
17 ..... Off Day  
18-21 ..... Hickory  
22-24 ..... Greenville  
25-28 ..... at Greensboro  
29-31 ..... at Hickory

**JUNE**  
1-4 ..... Greensboro  
5 ..... Off Day  
6-8 ..... at Lakewood  
9-12 ..... at Delmarva  
13-15 ..... Hagerstown  
16-18 ..... West Virginia  
19-21 ..... All-Star Break  
22-25 ..... at Columbia  
26-29 ..... Hickory  
30 ..... Delmarva

**JULY**  
1-3 ..... Delmarva  
4-6 ..... at Hickory  
7-10 ..... Hagerstown  
11 ..... Off Day  
12-14 ..... at Greenville  
15-17 ..... at Columbia  
18 ..... Off Day  
19-21 ..... West Virginia  
22-25 ..... Columbia  
26 ..... Off Day  
27-30 ..... at Lexington  
31 ..... Delmarva

**AUGUST**  
1-2 ..... Delmarva  
3-6 ..... at Greensboro  
7-9 ..... Greenville  
10-13 ..... Greensboro  
14 ..... Off Day  
15-17 ..... at Lakewood  
18-21 ..... at Hagerstown  
22-24 ..... Greensboro  
25-27 ..... Lakewood  
28 ..... Off Day  
29-31 ..... at Greensboro

**SEPTEMBER**  
1-4 ..... at Lakewood

## GREAT FALLS

**JUNE**  
19-20 ..... at Helena  
21-22 ..... Helena  
23-24 ..... at Missoula  
25-26 ..... Missoula  
27-28 ..... at Helena  
29-30 ..... Helena

**JULY**  
1-3 ..... at Billings  
4-5 ..... Missoula  
6-7 ..... at Missoula  
8-10 ..... Billings  
11 ..... Off Day  
12-14 ..... Orem  
15-18 ..... Grand Junction  
19 ..... Off Day  
20-23 ..... at Orem  
24-26 ..... at Grand Junction  
27 ..... Off Day  
28-30 ..... at Billings  
31 ..... All-Star Break

**AUGUST**  
1-2 ..... All-Star Break  
3-6 ..... Idaho Falls  
7-9 ..... Ogden  
10 ..... Off Day  
11-13 ..... at Idaho Falls  
14-17 ..... at Ogden  
18-19 ..... Helena  
20-21 ..... at Helena  
22-24 ..... Billings  
25-26 ..... at Billings  
27-28 ..... at Missoula  
29 ..... Helena  
30 ..... at Helena

**SEPTEMBER**  
1 ..... at Helena  
2-3 ..... Missoula  
4-5 ..... Billings  
6-7 ..... at Missoula  
8-9 ..... Missoula

## AZL WHITE SOX

**JUNE**  
24 ..... at Dodgers  
25 ..... Padres  
27 ..... Reds  
28 ..... at Brewers  
29 ..... Indians  
30 ..... at Indians

**JULY**  
2 ..... at Reds  
3 ..... Reds  
4 ..... at Dodgers  
5 ..... Brewers  
7 ..... Angels  
8 ..... at Athletics  
9 ..... at Padres  
10 ..... Brewers  
13 ..... Diamondbacks  
14 ..... at Padres  
15 ..... at Brewers  
16 ..... Rangers  
18 ..... Giants  
19 ..... at Rangers  
20 ..... Athletics  
21 ..... at Cubs  
23 ..... Dodgers  
24 ..... Indians  
25 ..... at Indians  
26 ..... at Royals  
28 ..... at Mariners  
29 ..... Padres  
30 ..... at Dodgers  
31 ..... Padres

**AUGUST**  
2 ..... Reds  
3 ..... at Brewers  
4 ..... Indians  
5 ..... at Indians  
7 ..... at Giants  
8 ..... Reds  
9 ..... at Dodgers  
10 ..... Brewers  
12 ..... Angels  
13 ..... at Cubs  
14 ..... at Angels  
15 ..... Royals  
17 ..... Diamondbacks  
18 ..... at Reds  
19 ..... at Brewers  
20 ..... Cubs  
22 ..... Mariners  
23 ..... at Athletics  
24 ..... Giants  
25 ..... at Diamondbacks  
27 ..... Dodgers  
28 ..... Athletics  
29 ..... at Indians  
30 ..... at Reds

**SEPTEMBER**  
1 ..... at Padres  
2 ..... Dodgers

# PLAYER DEVELOPMENT STAFF

## KIRK CHAMPION — DIRECTOR OF MINOR LEAGUE INSTRUCTION



**Born:** September 4, 1957, Granite City, Ill.

**Resides:** Shiloh, Ill.

**Managerial/Coaching Highlights:** Begins his 29th full season in the White Sox organization and first as director of minor-league instruction after working as the field coordinator from 2012-16 ... served as the Sox minor-league pitching coordinator from 2003-11 and as a pitching coach in the system from 1989-2002 ... has been Team USA pitching coach six times: 2001 World Cup in Taiwan (Silver Medal), 2005 Olympic Qualifying Tournament in Havana, Cuba, 2009 World Cup in Italy (Gold), 2010 Pan American Qualifying Tournament in Puerto Rico, 2011 Baseball World Cup in Panama and 2011 Pan American Games in Mexico (Silver) ... worked as a pitching coach in the Arizona Fall League in 1998 and 2008 ... also served on the 2001 International League All-Star Team coaching staff ... was a coach for the World Team at the 2000 All-Star Futures Game in Atlanta ... was a pitching coach in the Venezuelan Winter League in 1990, 1992-93 ... served as an assistant coach at Southern Illinois University at Carbondale (1986-88) and Southwest Missouri State University (1979-81) ... was head coach at Rend Lake (Ill.) Junior College (1982-85).

**Managerial/Coaching Career:** 1989-91 – Pitching Coach, South Bend (White Sox); 1992 – Pitching Coach, Sarasota (White Sox); 1993-96 – Pitching Coach, Birmingham (White Sox); 1997 – Pitching Coach, Nashville (White Sox); 1998 – Pitching Coach, Calgary (White Sox); 1999-2002 – Pitching Coach, Charlotte (White Sox); 2003-2011 – Pitching Coordinator, Minor Leagues (White Sox); 2012-16 – Field Coordinator, Minor Leagues (White Sox).

**Miscellaneous/Personal:** Married Jodi ... has two children: Atlee and Mabree ... graduated from Southwest Missouri State University (bachelor's in elementary education) ... spoke at a pitching clinic prior to the 2009 season in Germany and 2010 in Holland.

## RICHARD DOTSON — PITCHING COORDINATOR



**Born:** January 10, 1959, Cincinnati, Ohio

**Resides:** New Richmond, Ohio

**Managerial/Coaching Highlights:** Begins his 16th season in the White Sox organization and first as the organization's pitching coordinator ... served as the pitching coach with Class AAA Charlotte for the previous nine seasons ... Knights pitchers finished second in the International League with 1,079 strikeouts in 2015 ... his 2012 Charlotte staff tied for the International League lead with a 3.15 ERA, and his 2011 staff ranked fifth in the IL in strikeouts (1,121) ... served as pitching coach with Peoria in the Arizona Fall League in 2010 ... Knights ranked third in the IL with 13 shutouts in 2009 and led the league with eight complete games in 2008.

**Managerial/Coaching Career:** 2002 – Coach, Bristol (White Sox); 2003-04 – Pitching Coach, Great Falls (White Sox); 2005-07 – Pitching Coach, Birmingham (White Sox); 2008-16 – Pitching Coach, Charlotte (White Sox).

**Playing Career:** Played 12 major-league seasons with the White Sox (1979-87, 89), Yankees (1988-89) and Kansas City (1990) ... was 111-113 with a 4.23 ERA in 305 games (295 starts) ... finished fourth in the Cy Young voting in 1983 after going 22-7 with a 3.23 ERA ... was named to the AL All-Star Team in 1984 ... was selected by California in the first round (seventh overall) in the June 1977 draft and later traded to the Sox on 12/5/77 as part of a six-player deal.

**Misc/Personal:** Married Sally ... has six children: Nicki, Rachel, Rachelle, Claire, Wade and Cody.

## MIKE GELLINGER — HITTING COORDINATOR



**Born:** July 23, 1964, Palatine, Ill.

**Resides:** Scottsdale, Ariz.

**Managerial/Coaching Highlights:** Begins his 31st season in the White Sox organization and first as the minor-league hitting coordinator ... served as the organization's infielder coordinator in 2016 after managing the Arizona Rookie League White Sox from 2014-15 ... led the club to the 2015 AZL championship ... managed Advanced Rookie Bristol in 2013 ... served as a major-league coach with the White Sox in 2011-12 ... was the White Sox MLB computer scouting analyst from 1997-2010 ... served as the White Sox minor-league infield coordinator in 1996 ... managed five seasons in the Sox system (1989-91, '94-95), guiding Rookie Sarasota to the Gulf Coast League playoffs in 1995 ... was the minor-league defensive coordinator from 1992-93.

**Managerial/Coaching Career:** 1988 – Coach, Tampa (White Sox); 1989 – Manager, Utica (White Sox); 1990 – Manager, Sarasota (White Sox); 1991 – Manager, Utica (White Sox); 1992-93 – Defensive Coordinator, Minor Leagues (White Sox); 1994 – Manager, South Bend (White Sox); 1995 – Manager, Sarasota (White Sox); 1996 – Infield Coordinator, Minor Leagues (White Sox); 2011-12 – Major League Coach, (White Sox); 2013 – Manager, Bristol (White Sox); 2014-15 – Manager, AZL White Sox (White Sox); 2016 – Infield Coordinator, Minor Leagues (White Sox).

**Playing Career:** Appeared in 121 games over two minor-league seasons with the Detroit (1986) and White Sox (1987) organizations, hitting .266 (101-380) with 14 doubles, two triples, two home runs and 34 RBI.

**Miscellaneous/Personal:** Married: Kelly ... has two children: Tyler and Tripp ... attended Southern Illinois University ... played in the National Sports Festival Gold Medal Game.

### CAREER MANAGERIAL RECORD

YEAR	CLUB	LEAGUE	CLASS	W-L	PCT	POS.	NOTES
1989	Utica	New York-Penn	A	31-29	.517	6th	
1990	Sarasota	Gulf Coast	Rookie	21-42	.333	8th	
1991	Utica	New-York-Penn	A	39-37	.513	4th	
1994	South Bend	Midwest	A	72-67	.518	3rd/5th	
1995	Sarasota	Gulf Coast	Rookie	36-22	.621	4th	Reached Gulf Coast League playoffs
2013	Bristol	Appalachian	Advanced Rookie	20-45	.308	5th	
2014	AZL White Sox	Arizona Rookie	Rookie	30-25	.545	2nd	
2015	AZL White Sox	Arizona Rookie	Rookie	30-25	.545	1st	Won AZL Championship
<b>MINOR TOTALS</b>				<b>279-292</b>	<b>.489</b>		

# PLAYER DEVELOPMENT STAFF



## JOHN ORTON — CATCHING COORDINATOR

**Born:** December 8, 1965, Santa Cruz, Calif.

**Resides:** Mesa, Ariz.

**Managerial/Coaching Highlights:** Returns for his 17th season in the White Sox organization and 12th as the minor-league catching coordinator ... spent five seasons (2001-05) as a manager in the Sox system, reaching the Pioneer League playoffs in 2004 with Advanced Rookie Great Falls ... worked in private business from 1996-99.

**Managerial/Coaching Career: 1999-2000** – Hitting Coach, Lake Elsinore (Angels); **2001** – Manager, Bristol (White Sox); **2002-03** – Manager, Kannapolis (White Sox); **2004-05** – Manager, Great Falls (White Sox); **2006-current** – Catching Instructor, Minor Leagues (White Sox).

**Playing Career:** Played five seasons in the major leagues with California from 1989-93, hitting .200 (80-401) with four home runs and 29 RBI in 156 games ... caught shutouts in his major-league debut on 8/20/89 vs. Cleveland (1-0) and his next start on 8/24/89 at Kansas City (5-0) ... threw out 34.7 (41-118) percent of attempted basestealers ... was selected by California in the first round of the 1987 draft.

**Miscellaneous/Personal:** Married Patrice ... has three children: Kale, Korin and Carly Jean ... was inducted into the Cal Poly San Luis Obispo Hall of Fame in 1999 ... attended Cal Poly ... is a 1984 graduate of Soquel (Calif.) High School.

### CAREER MANAGERIAL RECORD

YEAR	CLUB	LEAGUE	CLASS	W-L	PCT	POS.	NOTES
2001	Bristol	Appalachian	Advanced Rookie	38-26	.594	2nd	
2002	Kannapolis	South Atlantic	A	66-74	.471	4th/7th	
2003	Kannapolis	South Atlantic	A	55-82	.401	6th/8th	
2004	Great Falls	Pioneer	Advanced Rookie	38-38	.500	3rd/1st	Pioneer League playoffs
2005	Great Falls	Pioneer	Advanced Rookie	32-44	.421	3rd/4th	
<b>MINOR TOTALS</b>				<b>229-264</b>	<b>.465</b>		



## VANCE LAW — INFIELD COORDINATOR

**Born:** October 1, 1956, Boise, Idaho

**Resides:** Provo, Utah

**Managerial/Coaching Highlights:** Enters his fifth season in the White Sox organization and first as the infield coordinator ... served as the minor-league hitting coordinator in 2015-16 ... assisted former hitting coordinator Tim Laker in 2014 ... served as a special assistant to player development in 2013 ... was the head coach at Brigham Young University, his alma mater, from 2000-12 ... went 397-348-2 (.533) and guided the Cougars to two NCAA Tournament appearances (2001-02) ... was named MWC Coach of the Year in 2001 ... served as head coach at Provo High School from 1995-99.

**Managerial/Coaching Career: 2013** – Special Assistant to Player Development (White Sox); **2014** – Assistant Hitting Coordinator, Minor Leagues (White Sox); **2015-16** – Hitting Coordinator, Minor Leagues (White Sox).

**Playing Career:** Played 11 seasons with Pittsburgh (1980-81), the White Sox (1982-84), Montreal (1985-87), the Cubs (1988-89) and Oakland (1991) ... batted .256 (972-3,802) with 71 home runs and 442 RBI in 1,212 games ... was a member of the White Sox 1983 American League Western Division championship team ... was a 1988 National League All-Star ... was selected by Pittsburgh in the 39th round of the 1978 draft.

**Miscellaneous/Personal:** Married Sharon ... has five children ... was an all-conference shortstop at BYU and a starting guard for the Cougars' basketball team ... was ranked 19th by *Sports Illustrated* on its list of Utah's 50 greatest athletes of the century ... graduated from Provo High School ... father, Vernon, won the Cy Young Award in 1960 with the Pittsburgh Pirates.



## AARON ROWAND — OUTFIELD/BASERUNNING COORDINATOR

**Born:** August 29, 1977, Portland, Ore.

**Resides:** Las Vegas, Nev.

**Managerial/Coaching Highlights:** Enters his second season in the White Sox organization as the outfield/baserunning coordinator ... managed the Glendale Desert Dogs in the 2016 Arizona Fall League ... served as a special instructor in player development during spring training in 2015.

**Playing Career:** Played 11 seasons with the White Sox (2001-05), Philadelphia (2006-07) and San Francisco (2008-11) ... batted .273 (1,193-4,374) with 267 doubles, 136 home runs, 536 RBI and 67 stolen bases in 1,358 games ... was the starting centerfielder for the White Sox 2005 World Series championship team ... hit .283 (466-1,647) with 54 home runs, 211 RBI and 255 runs scored over 579 games with the Sox ... his best season

came with the Phillies in 2007 when he was named to the National League All-Star Team and won a Rawlings Gold Glove Award after hitting .309 (189-612) with a career-high 45 doubles, 27 home runs, 89 RBI and 105 runs scored ... helped the Giants win a World Series in 2010 ... was selected by the White Sox with a sandwich pick between the first and second rounds in the 1998 draft.

**Miscellaneous/Personal:** Married Marianne ... has two children: Tatum and McKay ... attended Cal-State Fullerton, where he was an All-Big West Conference selection as a junior in 1998 ... was a Third-Team All-America selection by NCBWA.

### White Sox Minor-League Championships Since 1990

Year	Club	League	Year	Club	League
1993	Class AA Birmingham	Southern	2003	Class A Winston-Salem	Carolina
1998	Advanced Rookie Bristol	Appalachian	2005	Class A Kannapolis	South Atlantic
1999	Class AAA Charlotte	International	2008	Advanced Rookie Great Falls	Pioneer
	Class A Burlington	Midwest	2011	Advanced Rookie Great Falls	Pioneer
2002	Class AA Birmingham	Southern	2013	Class AA Birmingham	Southern
	Advanced Rookie Bristol	Appalachian	2015	Arizona Rookie League White Sox	Arizona

# PLAYER DEVELOPMENT STAFF



## TOMMY THOMPSON — CAMP COORDINATOR/ASSISTANT, P.D.

**Born:** October 18, 1957, Oklahoma City, Okla.

**Resides:** Boca Raton, Fla.

**Managerial/Coaching Highlights:** Enters his first season as the White Sox minor-league camp coordinator/player development assistant ... managed Advanced Rookie Great Falls in 2016, leading the Voyagers to the postseason ... led Class A Kannapolis in 2015 (also 2011 and 2013) ... served at the helm of Class A Winston-Salem in 2014 ... was named by *Baseball America* as the 2012 Carolina League Manager of the Year after guiding Winston-Salem to the best record in the minor leagues at 87-51 (.630) ... 87 wins were the second-highest total in franchise history ... returned to the White Sox organization in 2010 as a roving coaching assistant ... also served as the Sox catching coordinator from 1992-2005 ... managed the Windy City ThunderBolts of the independent Frontier League in 2009 ... managed Class A Frederick in the Baltimore organization from 2007-08 ... won the CL championship in 2007 ... won the Cal Ripken Sr. Award with Baltimore in 2007 in recognition for his work in the Orioles farm system.

**Managerial/Coaching Career:** 1988 – Player/Coach, Birmingham/Vancouver (White Sox); 1989 – Coach, Birmingham (White Sox); 1990 – Manager, Utica (White Sox); 1991 – Manager, South Bend (White Sox); 1992-2005 – Catching Coordinator (White Sox); 2007-08 – Manager, Frederick (Baltimore); 2010 – Roving Coaching Assistant (White Sox); 2011 – Manager, Kannapolis (White Sox); 2012 – Manager, Winston-Salem (White Sox); 2013 – Manager, Kannapolis (White Sox); 2014 – Manager, Winston-Salem (White Sox); 2015 – Manager, Kannapolis (White Sox); 2016 – Manager, Advanced Rookie Great Falls (White Sox).

**Playing Career:** Served as player/coach at Class AA Birmingham in 1988, but did not play until joining Class AAA Vancouver at the end of the season ... fell seven plate appearances short of qualifying for the Southern League batting title in 1985 (.321) ... was a 27th round pick by Atlanta in 1977 before signing with the White Sox as a free agent ... was a lifetime .277 (659-2,525) hitter with 69 home runs in 774 games in the Atlanta (1979-85) and White Sox (1986-88) farm systems.

**Miscellaneous/Personal:** Married Lee Anne ... has one child: Michael ... is a 1975 graduate of Northwest Classen (Okla.) High School ... attended the University of Oklahoma.

## CAREER MANAGERIAL RECORD

YEAR	CLUB	LEAGUE	CLASS	W-L	PCT	POS.	NOTES
1990	Utica	New-York Penn	A	31-47	.397	4th	
1991	South Bend	Midwest	A	69-70	.496	5th/3rd	
2007	Frederick	Carolina	A	64-74	.464	1st/3rd	Won CL championship
2008	Frederick	Carolina	A	63-76	.453	3rd/4th	
2011	Kannapolis	South Atlantic	A	76-62	.551	4th/3rd	
2012	Winston-Salem	Carolina	A	87-51	.630	1st/1st	Best record in MiLB; CL Manager of Year
2013	Kannapolis	South Atlantic	A	61-76	.445	6th/4th	
2014	Winston-Salem	Carolina	A	61-78	.439	3rd/4th	
2015	Kannapolis	South Atlantic	A	64-74	.464	4th/6th	
2016	Great Falls	Pioneer	Adv. Rookie	47-28	.627	2nd/1st	Lost in PL Division Series

**MINOR TOTALS**

**623-636 .495**



## J.R. PERDEU — PITCHING ASSISTANT

**Born:** August 17, 1965, Frostburg, Md.

**Resides:** Cumberland, Md.

**Managerial/Coaching Highlights:** Begins his first season as a minor-league pitching assistant ... spent the 2016 season with Class AA Birmingham (second stint, also 2008-11) ... worked at Class A Winston-Salem from 2012-15 ... his Dash staff tied for the Carolina League lead in shutouts (15) and ranked second in ERA (3.13), led the CL with 13 shutouts in 2013 and with 87 wins, 15 shutouts and 39 saves in 2012 ... spent 2011 with Birmingham, where the Barons led the Southern League in shutouts (11) and fewest hits (1,146), and home runs (64) allowed ... the 2009 Barons staff led the SL in wins (92) ... won the organization's 1999 Charles W. Lubin Award recipient after helping Class A Burlington win the league championship ... won the Appalachian League title in 1998 with Advanced Rookie Bristol ... spent seven seasons (1990-96) as the pitching coach at his alma mater, Allegany (Md.) College.

**Managerial/Coaching Career:** 1997-98 – Pitching Coach, Bristol (White Sox); 1999-2000 – Pitching Coach, Burlington (White Sox); 2001 – Pitching Coach, Kannapolis (White Sox); 2002-04 – Pitching Coach, Winston-Salem (White Sox); 2005 – Pitching Coach, Kannapolis (White Sox); 2006-07 – Pitching Coach, Winston-Salem (White Sox); 2008-2011 – Pitching Coach, Birmingham (White Sox); 2012-15 – Pitching Coach, Winston-Salem (White Sox); 2016 – Pitching Coach, Birmingham (White Sox).

**Miscellaneous/Personal:** Married Reina ... has three children: Cleo, Jesus and Mariela ... obtained his Master's Degree in Education from Frostburg (Md.) College ... played baseball at George Mason University from 1986-87 ... also attended Allegany (Md.) College ... served in the U.S. Marines Corps ... graduated from Fort Hill High School in Cumberland, Md.

## Major Developments in the Minors

The White Sox enter the 2017 season as the only MLB club with three players (No. 2 Yoan Moncada, No. 12 Lucas Giolito and No. 16 Michael Kopech) ranked among MLB.com's Top 20 Prospects. With six of the Top 100 Prospects overall, the Sox rank third among all 30 franchises. Reynaldo Lopez (No. 46), Carson Fulmer (No. 71) and Zack Collins (No. 81) complete the list of White Sox players in MLB.com's Top 100. Ten of Chicago's 60 players in camp for spring training 2017 were selected by the club in the first three rounds of Major League Baseball's First-Year Player Draft.

# PLAYER DEVELOPMENT STAFF

## RAFAEL SANTANA — ASSISTANT, PLAYER DEVELOPMENT



**Born:** January 31, 1958, La Romana, Dominican Republic **Resides:** Cape Coral, Fla.  
**Managerial/Coaching Highlights:** Begins his 19th season with the White Sox and first as an assistant in player development ... served as the organization's Dominican Academy supervisor and field coordinator from 2008-16 ... managed Class A Winston-Salem (66-72) in 2006 and Class AA Birmingham (62-78) in 2007 ... served as Chicago's first-base coach from 2003-04 and worked as the organization's infield instructor in 2005 (also from 1999-2002) ... spent three seasons in the Red Sox organization, working as a roving infield instructor in 1998, hitting coach at Class A Lowell in 1997 and overseeing the club's Dominican program in 1996 ... served as a hitting coach in the Kansas City system from 1992-95.

**Managerial/Coaching Career:** 1992 – Hitting Coach, Baseball City (Royals); 1993 – Hitting Coach, Wilmington (Royals); 1994 – Hitting Coach, Eugene (Royals); 1995 – Hitting Coach, Springfield (Royals); 1996 – Dominican Program Supervisor (Red Sox); 1997 – Hitting Coach, Lowell (Red Sox); 1998 – Roving Infield Instructor, Minor Leagues (Red Sox); 1999-2002 – Infield Instructor, Minor Leagues (White Sox); 2003-04 – First Base Coach (White Sox); 2005 – Infield Instructor, Minor Leagues (White Sox); 2006 – Manager, Winston-Salem (White Sox); 2007 – Manager, Birmingham (White Sox); 2008-16 – Dominican Academy Supervisor (White Sox).

**Playing Career:** Spent seven seasons in the major-leagues with the Cardinals (1983), Mets (1984-87), Yankees (1988) and Indians (1990), compiling a lifetime .246 (497-2,021) average with 13 home runs and 156 RBI over 668 career games ... was the starting shortstop on the Mets 1986 World Series championship team, starting all 13 playoff games and batting .250 (5-20) during the team's seven-game World Series victory over Boston.

**Miscellaneous/Personal:** Married Gloria ... has three children: Audrey, Alexander and Rigoberto.

### CAREER MANAGERIAL RECORD

YEAR	CLUB	LEAGUE	CLASS	W-L	PCT	POS.	NOTES
2006	Winston-Salem	Carolina	A	66-72	.478	2nd/4th	
2007	Birmingham	Southern	AA	62-78	.443	5th/4th	
<b>MINOR TOTALS</b>				<b>128-150</b>	<b>.460</b>		

## SCOTT TAKAO — MINOR LEAGUE MEDICAL/REHAB COORDINATOR



**Born:** November 30, 1963, Selma, Calif. **Resides:** Litchfield Park, Ariz.  
**Professional Career:** Enters his 29th year with the White Sox minor-league training staff ... was appointed Minor League Medical/Rehabilitation Coordinator in 2000 ... is a certified member of the National Athletic Trainers' Association and the National Strength and Conditioning Association ... was named the Top Minor League Athletic Trainer by the Professional Baseball Athletic Trainers Society (PBATS) in 2009 ... served as trainer for Class AA Birmingham from 1998-2000 ... was named the West Division Athletic Trainer for the 2000 Southern League All-Star Game ... was honored as the SL Athletic Trainer of the Year in 1999 ... spent three seasons in the Carolina League with Class A Prince William (1995-96) and Winston-Salem (1997) ... began his career with the Sox in 1989 as the rookie ball/rehab trainer at Sarasota of the Florida GCL ... served as the assistant athletic trainer for Phoenix of the Arizona Fall League in 2000, and head trainer for Mesa in 2001 and Scottsdale in 2006.

**Miscellaneous/Personal:** Married Tamara ... graduated from California State-Hayward with a bachelor's degree in physical education/athletic training in 1988 ... obtained his master's degree from Temple University in 1991.

## DALE TORBORG — MINOR LEAGUE CONDITIONING COORDINATOR



**Born:** October 24, 1971, Mountainside, N.J. **Resides:** Daytona Beach, Fla.  
**Professional Career:** Enters his 14th season as the White Sox minor-league conditioning coordinator ... is a Certified Strength and Conditioning Specialist (CSCS®D) and a member of the National Strength and Conditioning Association (NCSA) ... served as the White Sox interim director of conditioning in 2005 in Allen Thomas' absence and spent most of the 2007 season with the Sox ... spent two seasons (2002-03) as strength and conditioning director for the Florida Marlins prior to joining the Sox in 2004 ... assisted with infield duties and managed strength and conditioning programs in Montreal in 2001 ... prior to returning to baseball, spent five years as a wrestler named "The Demon" with World Championship Wrestling and Hulk Hogan's Xtreme

Wrestling Federation ... was joined by former White Sox catcher A.J. Pierzynski in the ring as part of TNA Wrestling pay-per-view events in 2005, 2006, 2007 ... originally was signed by the New York Mets on 6/22/94.

**Miscellaneous/Personal:** Married Christi (former Professional Wrestler, Professional Bodybuilder, and currently a Professional Barrel Racer) ... has one daughter: Sierra ... played collegiate baseball at Northwestern University ... has appeared in Twentieth Century Fox's "Transporter 2" and various commercials ... father, Jeff, managed the White Sox from 1989-91.

## DEREK GARRIS — MINOR LEAGUE PHYSICAL THERAPIST



**Born:** January 23, 1986, Palatka, Fla. **Resides:** Jacksonville, Fla.  
**Sox Acquisition:** Hired as the minor-league physical therapist in 2017.  
**College:** Thomas University (B.S. in Biology); Florida A&M University (PhD. in Physical Therapy).

**Professional Career:** Enters his first season as the White Sox minor-league physical therapist ... assisted with the Tennessee Titans physical therapy program in 2016 ... served as a resident sports physical therapist at Brooks Rehabilitation from 2014-17 ... also provided physical therapy services at Southern Therapy Services Inc., Shand's Rehabilitation, Pinellas Park Care and Rehabilitation, Restore, Reliant, Triage and Palatka.

**Miscellaneous/Personal:** Engaged to Elizabeth ... graduated from Thomas University in 2010, where he also played baseball ... completed his PhD. in 2013 ... also attended St. John's River Community College.

# MINOR LEAGUE TRAINING STAFF

## CORY BARTON — ARIZONA ROOKIE LEAGUE HEAD TRAINER



**Born:** August 23, 1976, McConnellsburg, Pa.

**Resides:** Tucson, Ariz.

**Sox Acquisition:** Hired as an Athletic Trainer at Advanced Rookie Bristol in 2005.

**College:** Indiana University of Pennsylvania (B.S. in Physical Education and Sport).

**Professional Career:** Enters his 13th season as a trainer in the White Sox organization and fourth with the Arizona Rookie League Sox ... served one year as head trainer at Class A Kannapolis (2013), two at Class A Winston-Salem (2011-12) and six at Advanced Rookie Bristol (2005-10) ... was named the Appalachian League Athletic Trainer of the Year in 2007 and 2009 ... served as the Carolina League trainer at the 2012 All-Star Game and worked in the Arizona Fall League in 2012 ... spent six years (1998-2004) as a trainer for

Blairsville, Central and Northern Bedford High Schools in Pennsylvania ... is a certified member of the National Athletic Trainers Association ... is also a certified instructor for the American Red Cross CPR/First Aid/AED.

**Miscellaneous/Personal:** Married Michele ... has two children: Connor and Laurel.

## JOSH FALLIN — WINSTON-SALEM HEAD TRAINER



**Born:** April 22, 1975, Abilene, Texas

**Resides:** Lewisville, N.C.

**Sox Acquisition:** Hired as an Athletic Trainer prior to the 1999 season.

**College:** New Mexico State University (B.S. in Athletic Training Education).

**Professional Career:** Begins his 19th season as a trainer in the White Sox organization and 15th with Class A Winston-Salem ... was named Carolina League Athletic Trainer of the Year in 2014 ... worked at Class AA Birmingham from 2011-12 ... was named Southern League Athletic Trainer of the Year in 2012 ... also spent the 2001-10 seasons as head trainer at Winston-Salem ... also was named CL Trainer of the Year in 2005 and 2007 ... served as a CL trainer at the 2004 All-Star Game and as an athletic trainer for the Arizona Fall League

in 2003 ... served as trainer for the 2007 NCAA Division I National Champion Wake Forest men's soccer team ... is a certified member of the National Athletic Trainers Association and North Carolina Athletic Trainers Association.

**Miscellaneous/Personal:** Married Brenna ... has two children: Kaylee and Anna ... participated in track at New Mexico State and served as a student trainer for football and baseball.

## JOE GECK — KANNAPOLIS HEAD TRAINER



**Born:** April 12, 1968, Ann Arbor, Mich.

**Resides:** Hickory, N.C.

**Sox Acquisition:** Hired as an intern with the Sarasota White Sox of the Gulf Coast League in 1992.

**College:** University of South Florida (B.S. in Wellness Leadership).

**Professional Career:** Enters his 25th season as a trainer in the White Sox minor-league system and second with Class A Kannapolis ... was on the Class AA Birmingham staff in 2015 and from 2001-10 ... worked at Class AAA Charlotte from 2011-14 ... was named Southern League Athletic Trainer of the Year in 2002 ... served as trainer for the 2002 SL All-Star Game ... worked in the same capacity at Class A Winston-Salem from 1999-2000 and at Class A Hickory from 1993-98, where he was the South Atlantic League All-Star Athletic

Trainer in 1994 ... interned with the White Sox Gulf Coast League affiliate in Sarasota, Fla. in 1992 ... is a certified and licensed Athletic Trainer and member of the National Athletic Trainers' Association ... began career with the Kansas City Royals in 1990 as the GCL Athletic Trainer ... has worked several Instructional Leagues with the White Sox.

**Miscellaneous/Personal:** Married Susan.

## SCOTT JOHNSON — CHARLOTTE HEAD TRAINER



**Born:** August 7, 1960, Bismarck, N.D.

**Resides:** Charlotte, N.C.

**Sox Acquisition:** Hired as an Athletic Trainer with Class A South Bend prior to the 1989 season.

**College:** North Dakota State University (B.S. in Athletic Training).

**Professional Career:** Begins his 29th season as a trainer in the White Sox organization and his 15th at Class AAA Charlotte (also 1999-2010) ... served at Class AA Birmingham from 2013-14 and 1995-97 ... worked at Class A Kannapolis in 2011-12 ... named the 2015 International League Trainer of the Year by PBATS ... was the Head Trainer for the 2006 and 2009 WBC Taiwanese National Team ... was selected as a trainer for the 2003 Triple-A All-Star Game ... was named International League Athletic Trainer of the Year in 2001-02 ...

served as trainer for Class A Sarasota in 1992-93 ... was selected as the All-Star Trainer for the Florida State League in 1992 and the Midwest League in 1989 ... spent his first three seasons with Class A South Bend of the Midwest League ... served as a trainer for the Venezuelan team in the 2000 Caribbean World Series ... is a certified member of the National Athletic Trainers' Association.

**Miscellaneous/Personal:** Married Susan.

## TYLER GNIADEK — GREAT FALLS CONDITIONING COACH



**Born:** December 28, 1989, Colorado Springs, Colo.

**Resides:** Colorado Springs, Colo.

**Sox Acquisition:** Hired as a Conditioning Coach at Advanced Rookie Great Falls in 2017.

**College:** Central Christian College (B.A. in Exercise Science).

**Professional Career:** Enters his first season in the White Sox system and first as conditioning coach at Advanced Rookie Great Falls ... spent the 2016 season as the strength and conditioning coach with Advanced Rookie Orem in the Los Angeles Angels organization ... previously served as a strength and conditioning intern with the Colorado Rockies and Triple A Sport consultants.

**Miscellaneous/Personal:** Single ... played baseball at Central Christian College in McPherson, Kan. ... hit .291 with 21 RBI and eight stolen bases as a senior in 2014 ... also attended Tabor (Kan.) College.

FRONT OFFICE

FIELD STAFF

PLAYERS

OPPONENTS

2016 REVIEW

HISTORY

RECORDS

MINOR LEAGUES

MEDIA/MISC.



# MINOR LEAGUE TRAINING STAFF

FRONT OFFICE

FIELD STAFF

PLAYERS

OPONENTS

2016 REVIEW

HISTORY

RECORDS

MINOR LEAGUES

MEDIA/MISC.



## JAMES KRUK — BIRMINGHAM HEAD TRAINER

**Born:** August 26, 1983, Cutchogue, N.Y. **Resides:** Myrtle Beach, S.C.  
**Sox Acquisition:** Hired as an Athletic Trainer at Advanced Rookie Great Falls in 2008.  
**College:** Coastal Carolina Univ. (B.S. in Physical Education); Texas Tech Univ. (M.S. in Athletic Training).  
**Professional Career:** Enters his ninth season in the White Sox organization and second with Class AA Birmingham ... spent 2014-15 with Class A Kannapolis and 2013 with Advanced Rookie Bristol ... served as athletic trainer at Advanced Rookie Great Falls from 2009-12 ... spent the previous two seasons as an athletic training intern with the Philadelphia Phillies ... is a certified athletic trainer by the National Athletic Trainers Association ... is a certified Strength and Conditioning Specialist (CSCS).  
**Miscellaneous/Personal:** Married Lauren ... has three children: Quinn, Landon and Owen.



## SHAWN POWELL — CHARLOTTE CONDITIONING COACH

**Born:** May 29, 1964, Brighton, Ill. **Resides:** Tampa, Fla.  
**Sox Acquisition:** Hired as a Conditioning Coach at Class A Winston-Salem in 2011.  
**College:** Western Illinois University (B.S. in Exercise Science).  
**Professional Career:** Enters his sixth season in the White Sox organization and second with Class AAA Charlotte ... worked at Class A Winston-Salem in 2015 and 2012 ... worked at Class AA Birmingham from 2013-14 ... served as a strength and conditioning consultant for the Toronto Raptors from 2005-06 ... spent 13 years working in the New York Yankees organization as a strength and conditioning coach (1989-99) and assistant to the front office (2004-05) ... worked in the New Jersey Nets front office from 1999-2003.  
**Miscellaneous/Personal:** Single ... has three children: Alayna, Derek and Autumn.



## MARGARET RALL — GREAT FALLS HEAD TRAINER

**Born:** August 13, 1980, Wapenamanda, Papua New Guinea **Resides:** St. Louis, Mo.  
**Sox Acquisition:** Hired as a Head Athletic Trainer at Advanced Rookie Great Falls in 2014.  
**College:** Truman State University (B.S., Exercise Science); Wichita State University (M.S., Exercise Science).  
**Professional Career:** Begins her fourth season in the White Sox organization at Advanced Rookie Great Falls ... is the first female, on-field staff member in Sox history ... was the head athletic trainer for the Gulf Coast League Red Sox in 2012 and Advanced Rookie Kingsport Mets in 2011 ... served as an assistant athletic trainer at Concordia University in Chicago from 2007-11 ... previously worked with the River City Rascals and Windy City Thunderbolts in the independent Frontier League.  
**Miscellaneous/Personal:** Single ... is a member of the National Athletic Trainers Association, Professional Baseball Athletic Trainers Association and the Association of Professional Ball Players of America.



## IBRAHIM RIVERA — ARIZONA ROOKIE LEAGUE CONDITIONING COACH

**Born:** March 5, 1966, Manati, Puerto Rico **Resides:** Barceloneta, Puerto Rico  
**Sox Acquisition:** Hired as a Conditioning Coach at Rookie Bristol in 2007.  
**College:** Sacred Heart University (B.S. in Exercise and Sports Sciences).  
**Professional Career:** Enters his 10th season in the White Sox organization and fourth as conditioning coach with the Arizona Rookie League White Sox ... worked with Advanced Rookie Bristol from 2008-13 ... served as a conditioning coach in the Puerto Rican Winter League from 2002-09 ... is a member of the National Strength and Conditioning Association and the National Association of Sport Medicine.  
**Miscellaneous/Personal:** Married Liz ... has two children: Kevin and Paola.



## TIM RODMAKER — BIRMINGHAM CONDITIONING COACH

**Born:** April 14, 1982, Milan, Ind. **Resides:** Georgetown, Ind.  
**Sox Acquisition:** Hired as a Conditioning Coach at Rookie Bristol in 2006.  
**College:** Indiana University (B.S. in Exercise Science).  
**Professional Career:** Begins his 12th season in the White Sox organization and third at Class AA Birmingham after working with Advanced Rookie Great Falls in 2014 ... worked with Class A Winston-Salem in 2013 and Class A Kannapolis from 2011-12 and 2007-09 ... spent 2010 at Great Falls ... interned at DePaul University as their strength and conditioning room assistant ... is certified by the American Heart Association, National Strength and Conditioning Association as a specialist and USA Weightlifting as a Sports Performance Coach.  
**Miscellaneous/Personal:** Married Alexis ... has one daughter: Eloise.



## GOLDY SIMMONS — KANNAPOLIS CONDITIONING COACH

**Born:** October 29, 1988, San Diego, Calif. **Resides:** San Diego, Calif.  
**Sox Acquisition:** Hired as a Conditioning Coach at Advanced Rookie Great Falls in 2016.  
**College:** University of Florida (B.S. in Telecommunications).  
**Professional Career:** Enters his second season with the White Sox and first with Class A Kannapolis after working as Advanced Rookie Great Falls' conditioning coach in 2016 ... served as the strength/conditioning coach for the Arizona Rookie League Royals in 2015 and at the University of California - San Diego in 2014 ... worked as an assistant volunteer strength coach at San Diego State University in 2012.  
**Playing Career:** Went 3-3 with a 4.97 ERA (28 ER/50.2 IP) in 28 career games with Advanced Rookie Bristol and Great Falls in the Sox system from 2009-10 ... was selected by the Sox in the 23rd round of the 2009 draft.

**Miscellaneous/Personal:** Single ... following his professional career, returned to San Diego State University to complete his bachelor's degree in 2012 ... received his master's degree in Exercise Science with an emphasis in physical education, teaching, and coaching from Azusa Pacific University ... played for head coach Tony Gwynn at San Diego State.

# MINOR LEAGUE TRAINING STAFF



## GEORGE TIMKE — WINSTON-SALEM CONDITIONING COACH

**Born:** September 16, 1981, Suffern, N.Y.

**Resides:** Queens, N.Y.

**Sox Acquisition:** Hired as a conditioning coach at Advanced Rookie Great Falls in 2013.

**College:** California University of Pennsylvania (B.S. in Sport Management: Wellness and Fitness).

**Professional Career:** Begins his fifth season in the White Sox organization and second with Class A Winston-Salem after working at Class A Kannapolis from 2014-15 ... worked with Advanced Rookie Great Falls in 2013 ... served as a strength and conditioning coach in the Kansas City organization from 2009-12 ... is a certified strength and conditioning specialist and registered strength and conditioning coach through the NSCA.

**Miscellaneous/Personal:** Single ... played baseball at Dominican (N.Y.) College and SUNY Orange.

# CLASS AAA CHARLOTTE



## MARK GRUDZIELANEK — MANAGER

**Born:** June 30, 1970, Milwaukee, Wis.

**Resides:** San Diego, Calif.

**Years with White Sox organization:** 1

**Years with Charlotte:** 1st

**Managerial/Coaching Highlights:** Begins his first season in the White Sox organization as the manager at Class AAA Charlotte ... worked the previous two seasons in the Arizona system, including as an assistant coordinator in player development in 2016 ... managed Class A Kane County to an 84-54 record and post-season berth in 2015 ... the 84 victories were third-most in Cougars history ... recorded a franchise-best 48 second-half wins with the Cougars.

**Managerial/Coaching Career:** 2015 – Manager, Kane County (Diamondbacks); 2016 – Assistant Coordinator, Minor Leagues (Diamondbacks).

**Playing Career:** Played 15 major-league seasons with Montreal (1995-98), the Dodgers (1998-2002), Cubs (2003-04), St. Louis (2005), Kansas City (2006-08) and Cleveland (2010), batting .289 (2,040-7,052) with 391 doubles, 36 triples, 90 home runs, 640 RBI, 133 stolen bases, 364 walks and 946 runs scored ... was a 1996 National League All-Star and a 2006 Rawlings Gold Glove Award winner for American League second basemen ... his 54 doubles in 1997 are tied for the 10th-highest total in the major leagues since 1950 ... was selected by Montreal in the 11th round of the 1991 draft.

**Miscellaneous/Personal:** Has two sons: Bryce and Brody ... has coached his sons' travel ball teams since retiring as a player ... attended Trinidad State (Colo.) Junior College.

## CAREER MANAGERIAL RECORD

YEAR	CLUB	LEAGUE	CLASS	W-L	PCT	POS.	NOTES
2015	Kane County	Midwest	A	84-54	.609	2nd/1st	Advanced to ML postseason



## STEVE McCATTY — PITCHING COACH

**Born:** March 20, 1954, Detroit, Mich.

**Resides:** Oxford, Mich.

**Years with White Sox organization:** 1

**Years with Charlotte:** 1st

**Managerial/Coaching Highlights:** Makes his White Sox debut as the pitching coach for Class AAA Charlotte ... spent the 2016 season as the pitching coach for Class A Lake County in the Cleveland system ... served as Washington's pitching coach from 2009-15 ... during his seven-year tenure, the Nationals owned the fifth-lowest ERA (3.75) in the NL ... in 2014, the Nationals' staff led the majors in ERA (3.03), fewest home runs allowed (110), fewest walks (352) and best strikeout-to-walk ratio (3.66) ... joined Washington's major league staff on 6/2/09, after working in the same role with Class AAA Syracuse ... worked in the Detroit organization from 1996-98 and 2002-05, including serving as the Tigers pitching coach in 2002.

**Managerial/Coaching Career:** 1996 – Pitching Coach, Visalia (Tigers); 1997-98 – Pitching Coach, West Michigan (Tigers); 2002 – Pitching Coach, Erie (Tigers); Pitching Coach (Tigers); 2003-05 – Pitching Coach, Ottawa (Tigers); 2006 – Pitching Coach, New Orleans (Nationals); 2008 – Pitching Coach, Columbus (Nationals); 2009 – Pitching Coach, Syracuse (Nationals); 2009-15 – Pitching Coach (Nationals); 2016 – Pitching Coach, Lake County (Indians).

**Playing Career:** Played for nine seasons with Oakland (1977-1985), going 63-63 with a 3.99 ERA and five saves over 221 games (161 starts) ... finished second to Milwaukee's Rollie Fingers in the 1981 AL Cy Young Award balloting, after going 14-7 with a 2.33 ERA and 16 complete games in 22 starts ... the 14 wins in 1981 tied for the MLB lead ... earned the win in Game 2 of the ALDS at Kansas City ... signed with Oakland as an amateur free agent in 1973.

**Misc/Personal:** Married Audrey ... has two sons: Luke and Shane ... Luke played baseball at Oakland (Mich.) University and Shane played in the Washington system for five seasons ... graduated from Troy (Mich.) High School in 1972 ... attended Macomb (Mich.) Community College ... served as a technical consultant for the Disney movie, "Angels in the Outfield."

## Queen City Gem

BB&T Ballpark, the home of the Charlotte Knights, led Minor League Baseball in fans per game for the third consecutive season. Charlotte welcomed 628,173 fans over 70 games (8,974 fans per game) in 2016. The three-year-old park has welcomed over 1.9 million fans. The Knights and BB&T Ballpark hosted the 2016 Sonic Automotive Triple-A All-Star Game and Harris Tear and Tide+ Triple-A Baseball Home Run Derby. The International League All-Stars defeated the Pacific Coast League All-Stars, 4-2. The game was nationally televised by MLB Network.

# CLASS AAA CHARLOTTE

## ANDY TOMBERLIN — HITTING COACH



**Born:** November 7, 1966, Monroe, N.C.

**Resides:** Monroe, N.C

**Years with White Sox organization:** 15

**Years with Charlotte:** 5th

**Managerial/Coaching Highlights:** Begins his 15th season with the White Sox and his fifth at Class AAA Charlotte ... Charlotte ranked among the International League leaders in on-base percentage (4th, .323), runs scored (5th, 598), home runs (6th, 103) and total bases (6th, 1,824) in 2016 ... the Knights led the IL in home runs (134), total bases (1,919) and slugging percentage (.399) in 2015 ... spent 2013 at Class A Kannapolis after working at Charlotte in 2012, Class AA Birmingham in 2006 and 2009-11 and Kannapolis in 2007-08 ... under his direction, Class A Winston-Salem led the Carolina League in hits (1,354), runs scored (809) and home runs (178) in 2005 ... worked as an area scout for Milwaukee in 2001-02, covering North and South Carolina.

**Managerial/Coaching Career:** 2003 – Hitting Coach, High Desert (Brewers); 2004-05 – Hitting Coach, Winston-Salem (White Sox); 2006 – Hitting Coach, Birmingham (White Sox); 2007-08 – Hitting Coach, Kannapolis (White Sox); 2009-2011 – Hitting Coach, Birmingham (White Sox); 2012 – Hitting Coach, Charlotte (White Sox); 2013 – Hitting Coach, Kannapolis (White Sox); 2014-current – Hitting Coach, Charlotte (White Sox).

**Playing Career:** Played professionally for 15 seasons from 1986-2000 ... batted .233 with 11 home runs and 38 RBI in 192 major-league games with Pittsburgh (1993), Boston (1994), Oakland (1995), New York-NL (1996-97) and Detroit (1998) ... originally was signed as a free agent by Atlanta as a pitcher in 1986 after attending a tryout camp.

**Miscellaneous/Personal:** Married Jamie ... has three children: Carter, Katie and Emma ... graduated in 1985 from Piedmont (N.C.) High School ... for more than a decade, has run a winter baseball school in Sydney, Australia.

## GAREY INGRAM — COACH



**Born:** July 25, 1970, Columbus, Ga.

**Resides:** Columbus, Ga.

**Years with White Sox organization:** 1

**Years with Charlotte:** 1st

**Managerial/Coaching Highlights:** Makes his White Sox coaching debut with Class AAA Charlotte ... spent the previous seven seasons as a hitting coach in the Atlanta Braves organization (2010-2016), including six with Class AA Mississippi and one with Class AAA Gwinnett ... served as hitting coach with Class AA Connecticut in the San Francisco organization in 2009 ... spent seven seasons from 2002-2008 as a minor-league hitting coach in the Los Angeles Dodgers organization ... began his coaching career with the Gulf Coast League Dodgers in 2002 following his retirement as a player.

**Managerial/Coaching Career:** 2002 – Hitting Coach, Gulf Coast League Dodgers (Dodgers); 2003-06 – Hitting Coach, Columbus/South Georgia (Dodgers); 2007-08 – Hitting Coach, Great Lakes (Dodgers); 2009 – Hitting Coach, Connecticut (Giants); 2010-13 – Hitting Coach, Mississippi (Braves); 2014 – Hitting Coach, Gwinnett (Braves); 2015-16 – Hitting Coach, Mississippi (Braves).

**Playing Career:** Played professionally from 1990-2000 and 2002, including three seasons with the Dodgers (1994-95 and 1997) ... appeared in 82 major-league games, hitting .261 (37-142) with three home runs and 12 RBI ... became the 67th player in major-league history to homer in his first career plate appearance on 5/19/94 at Colorado (pinch hitter) ... also played in the independent Mexican League and Northern League ... was selected by the Dodgers in the 44th round of the 1990 amateur draft.

**Miscellaneous/Personal:** Single ... has one son: Richard ... Richard plays basketball at Kennesaw State (Ga.) University ... is a 1988 graduate of Columbus, (Ga.) High School, where was a teammate of Hall-of-Famer and former White Sox Frank Thomas on the baseball team ... attended Middle Georgia Junior College from 1989-90.

## White Sox Rule 5 Draft Selections (1996-2016)

Year	Player	Draft	Pos.	From	Year	Player	Draft	Pos.	From
2016	Dylan Covey	Major	RHP	OAK	2002	Felix Arellan	Minor	LHP	LAD
2015	Manny Martinez	Minor	RHP	PHI		Brandon O'Neal	Minor	RHP	ANA
2014	Peter Tago	Minor	RHP	COL		Josh Hochgesang	Minor	INF	OAK
2013	Adrian Nieto	Major	C	WSH	2001	Alex Fernandez	Minor	OF	SEA
	Evan Crawford	Minor	LHP	TOR		Denny Wagner	Minor	RHP	OAK
	Omar Narvaez	Minor	C	TB	2000	Denny McDaniel	Minor	LHP	SEA
2012	Angel Sanchez	Major	INF	LAA		Aaron Miles	Minor	INF	HOU
2008-11	No selections					Derek Mitchell	Minor	INF	DET
2007	Santo Luis	Minor	RHP	HOU	1998	Walker Chapman	Major	RHP	MIN
2006	No selections					Tyrone Pendergrass	Major	OF	ATL
2005	Tim Hummel	Minor	INF	STL	1997	Joe Davenport	Minor	RHP	TOR
	Cole Armstrong	Minor	C	ATL		Chris Ochsenschlager	Minor	LHP	LAD
	Dewon Day	Minor	RHP	TOR	1996	Jayson Durocher	Major	RHP	MON
2004	Ryan Warpinski	Minor	RHP	FLA		Manny Gonzalez	Minor	OF	LAD
	Sean Smith	Minor	OF	PIT		Ken Mitchell	Minor	RHP	LAD
2003	Jason Grilli	Major	RHP	FLA		Jesus Pena	Minor	LHP	PIT
	Eric Stephenson	Minor	LHP	TOR					
	Frank Campos	Minor	RHP	MIL					
	Darvin Withers	Minor	RHP	OAK					

# CLASS AA BIRMINGHAM



## JULIO VINAS — MANAGER

**Born:** February 14, 1973, Miami, Fla.  
**Years with White Sox organization:** 7

**Resides:** Hialeah, Fla.

**Years with Birmingham:** 4th

**Managerial/Coaching Highlights:** Returns for his seventh season in the White Sox organization and fourth with Class AA Birmingham after leading Class AAA Charlotte in 2016 ... the Knights finished 0.5 game out of a postseason spot last season ... managed Birmingham the Barons from 2013-15 ... guided the Barons to the Southern League Championship in 2013, the club's first title since 2002 ... was rated by *Baseball America* as the Best Manager Prospect in the SL following the season ... made his managerial debut at Class A Winston-Salem in 2011 ... spent 10 seasons (2001-10) in the Baltimore Orioles system.

**Managerial/Coaching Career:** 2001 – Field Coach, Gulf Coast Orioles (Baltimore); 2002-04 – Roving Hitting Instructor (Baltimore); 2005-2010 – Hitting Coordinator, Minor Leagues (Baltimore); 2011 – Manager, Winston-Salem (White Sox); 2012 – Manager, Kannapolis (White Sox); 2013-15 – Manager, Birmingham (White Sox); 2016 – Manager, Charlotte (White Sox).

**Playing Career:** Played 11 minor-league seasons with the White Sox, Baltimore, Boston and Cleveland organizations, hitting .264 (837-3,170) with 84 home runs and 504 RBI in 896 games ... homered and drove in two runs for the White Sox during the 1994 Windy City Classic at Wrigley Field ... was selected by the White Sox in the 33rd round of the 1991 free-agent draft.

**Miscellaneous/Personal:** Married Rosalba ... has one child: Julio Jr. ... graduated from American (Fla.) High School, where he earned All-America baseball honors.

### CAREER MANAGERIAL RECORD

YEAR	CLUB	LEAGUE	CLASS	W-L	PCT	POS.	NOTES
2011	Winston-Salem	Carolina	A	69-71	.493	3rd/2nd	
2012	Kannapolis	South Atlantic	A	61-78	.439	4th/6th	
2013	Birmingham	Southern	AA	77-63	.550	1st/3rd	Won SL Championship
2014	Birmingham	Southern	AA	60-80	.429	4th/4th	
2015	Birmingham	Southern	AA	69-70	.496	4th/3rd	
2016	Charlotte	International	AAA	65-79	.451	2nd	
<b>MINOR TOTALS</b>				<b>276-282</b>	<b>.495</b>		



## JOSE BAUTISTA — PITCHING COACH

**Born:** July 25, 1964, Bani, Dominican Republic  
**Years with White Sox organization:** 10

**Resides:** Pembroke Pines, Fla.

**Years with Birmingham:** 1st

**Managerial/Coaching Highlights:** Returns for his 10th season with the White Sox and first at Class AA Birmingham ... worked at Class A Winston-Salem in 2016 and at Class A Kannapolis from 2011-15 ... the Intimidators ranked second in the SAL in shutouts (13) in 2015 ... was the Sox Latin Roving Instructor from 2009-10 ... served as pitching coach at Advanced Rookie Bristol in 2008 ... spent seven seasons as a pitching coach in the Kansas City system from 2001-07.

**Managerial/Coaching Career:** 2001-02 – Pitching Coach, Burlington (Royals); 2003-06 – Pitching Coach, Idaho Falls (Royals); 2007 – Pitching Coach, Burlington (Royals); 2008 – Pitching Coach, Bristol (White Sox); 2009-2010 – Latin Roving Instructor (White Sox); 2011-15 – Pitching Coach, Kannapolis (White Sox); 2016 – Pitching Coach, Winston-Salem (White Sox).

**Playing Career:** Went 32-42 with a 4.62 ERA (352 ER/685.2 IP) and three saves in 312 appearances (49 starts) with Baltimore (1988-91), the Cubs (1993-94), San Francisco (1995-96), Detroit (1997) and St. Louis (1997) ... originally signed by the Mets in 1981.

**Miscellaneous/Personal:** Married Lea ... has three children: Leo, Jose and Jossenia ... is a 1981 graduate of Bani High School.



## COLE ARMSTRONG — HITTING COACH

**Born:** August 24, 1983, Surrey, B.C., Canada  
**Years with White Sox organization:** 4

**Resides:** Surrey, B.C., Canada

**Years with Birmingham:** 1st

**Managerial/Coaching Highlights:** Enters his fourth season coaching in the White Sox organization and first as hitting coach at Class AA Birmingham ... served as a manager at Class A Kannapolis in 2016 after leading Advanced Rookie Great Falls in 2015 ... began his coaching career in 2014 as the first hitting coach for the Arizona Rookie League White Sox.

**Managerial/Coaching Career:** 2014 – Hitting Coach, AZL White Sox (White Sox); 2015 – Manager, Great Falls (White Sox); 2016 – Manager, Kannapolis (White Sox).

**Playing Career:** Hit .259 (589-2,270) with 65 home runs and 314 RBI over 10 minor-league seasons with Atlanta (2003-05), the White Sox (2006-10), Los Angeles-AL (2011) and Miami (2012) ... was selected by the Braves in the 12th round of the 2001 draft.

**Miscellaneous/Personal:** Single ... attended Chipola Junior College in Marianna, Fla.

### CAREER MANAGERIAL RECORD

YEAR	CLUB	LEAGUE	CLASS	W-L	PCT	POS.	NOTES
2015	Great Falls	Pioneer	Advanced Rookie	35-39	.473	2nd/3rd	
2016	Kannapolis	South Atlantic	A	58-82	.414	7th/5th	
<b>MINOR TOTALS</b>				<b>93-121</b>	<b>.435</b>		

## Southern Destination

Class AA Birmingham led the Southern League in attendance (418,361) for the fourth consecutive season in 2016. The Barons were named the Don Micher Organization of the Year by the Southern League of Professional Baseball Clubs and the 2016 MiLB Team of the Year by *Ballpark Digest*.

# CLASS A WINSTON-SALEM



## WILLIE HARRIS — MANAGER

**Born:** June 22, 1978, Cairo, Ga.

**Resides:** St. Augustine, Fla.

**Years with White Sox organization:** 2

**Years with Winston-Salem:** 1st

**Managerial/Coaching Highlights:** Makes his managerial debut with Class A Winston-Salem in his second season with the White Sox organization ... made his coaching debut as the hitting coach at Advanced Rookie Great Falls in 2016 ... the Voyagers tied for fifth in the Pioneer League in home runs.

**Managerial/Coaching Career:** 2016 – Hitting Coach, Great Falls (White Sox).

**Playing Career:** Was a career .238 hitter (580-2,441) with 100 doubles, 39 home runs, 212 RBI, 107 stolen bases and 365 runs scored in 1,046 games over 12 major-league seasons with Baltimore (2001), the White Sox (2002-05), Boston (2006), Atlanta (2007), Washington (2008-10), the Mets (2011) and Cincinnati (2012) ... appeared in 313 games with the Sox, batting .246 (204-830) with 52 RBI and 49 stolen bases ... scored the game-winning run in Game 4 of the 2005 World Series to complete the club's four-game sweep over Houston ... was selected by Baltimore in the 24th round of the June 1999 First-Year Player Draft.

**Miscellaneous/Personal:** Married Kereyondia ... has three children: Arianna, Trevez and Rylee ... following his retirement, has coached the 14U Julington Travel baseball team ... attended Kennesaw (Ga.) State University for three seasons (1997-99) ... is a 1996 graduate of Cairo (Ga.) High School, where he lettered in baseball, football and basketball ... was offered a scholarship as a wide receiver by Florida State University head coach Bobby Bowden before deciding to attend KSU.



## BRIAN DRAHMAN — PITCHING COACH

**Born:** November 7, 1966, Kenton, Ky.

**Resides:** Sunrise, Fla.

**Years with White Sox organization:** 10

**Years with Winston-Salem:** 2nd

**Managerial/Coaching Highlights:** Begins his 10th season with the White Sox organization and second with Class A Winston-Salem (also 2008) ... served as the pitching coach at Class A Kannapolis in 2016, where two pitchers were selected as midseason All-Stars ... spent seven years with Advanced Rookie Great Falls from 2009-15 ... the Voyagers led the Pioneer League in WHIP (1.37) in 2015 ... Great Falls led the Pioneer League in ERA (3.74) for the third consecutive season in 2014 ... also led the PL in WHIP (1.45) and fewest runs allowed (345) ... led the PL in ERA (4.03), wins (48), IP (676.0) and shutouts (4) in 2013 ... Voyagers led the PL in ERA (4.11) and allowed the fewest runs (385), home runs (30) and walks (216) in 2012 ... managed Sussex of the independent Can-Am League from 2006-07 ... served as the pitching coach with Gary of the independent Northeast League in 2002 and New Jersey of the NEL/CAL in 2003-05.

**Managerial/Coaching Career:** 2008 – Pitching Coach, Winston-Salem (White Sox); 2009-15 – Pitching Coach, Great Falls (White Sox); 2016 – Pitching Coach, Kannapolis (White Sox).

**Playing Career:** Appeared in 47 games with the White Sox (1991-93) and Florida (1994), going 3-2 with a 3.54 ERA (22 ER/56.0 IP) and one save ... recorded the first Sox victory at new Comiskey Park on 4/21/91 vs. Detroit ... was selected by Cleveland in the 13th round of the 1986 draft ... was acquired by the Sox from Milwaukee on 7/31/89 in exchange for pitcher Jerry Reuss.

**Miscellaneous/Personal:** Married Jayn ... attended Miami-Dade College ... is a graduate of Northeast (Fla.) High School.



## CHARLIE POE — HITTING COACH

**Born:** November 9, 1971, West Covina, Calif.

**Resides:** Las Vegas, Nev.

**Years with White Sox organization:** 7

**Years with Winston-Salem:** 3rd

**Managerial/Coaching Highlights:** Enters his third season as the hitting coach with Class A Winston-Salem ... the Dash ranked third in the Carolina League in average (.262), fourth in home runs (87) and fifth in slugging percentage (.384) in 2016 ... managed Rookie Great Falls in 2014 and won the Pioneer League North Division first-half title with a 23-15 mark ... lost to Billings, 2-0, in the best-of-three semifinal round of the PL playoffs ... Great Falls ranked third in the league in home runs (70) ... served as the Voyagers hitting coach from 2011-13.

**Managerial/Coaching Career:** 2003-04 – Hitting Coach, Charleston (Toronto); 2005-08 – Hitting Coach, Lansing (Toronto); 2009 – Hitting Coach, Auburn (Toronto); 2011-13 – Hitting Coach, Great Falls (White Sox); 2014 – Manager, Great Falls (White Sox); 2015-current – Hitting Coach, Winston-Salem (White Sox).

**Playing Career:** Played in the minors from 1990-2002 ... selected by the Sox in the 1990 free-agent draft.

**Miscellaneous/Personal:** Single ... has one child: Ava ... is a graduate of West Covina (Calif.) High School.

### CAREER MANAGERIAL RECORD

YEAR	CLUB	LEAGUE	CLASS	W-L	PCT	POS.	NOTES
2014	Great Falls	Pioneer	Advanced Rookie	39-37	.513	1st/3rd	Lost in PL semifinals

## Getz Rejoins the White Sox

Chris Getz was named the White Sox director of player development on October 21, 2016. Getz spent the 2015-16 seasons with the Kansas City Royals as a baseball operations assistant/player development. In his role with the Royals, he assisted in minor-league operations and player personnel decisions. Getz played seven seasons in the major leagues with the White Sox (2008-09), Royals (2010-13) and Toronto (2014), batting .250 (352-1,409) with 176 runs scored and 89 stolen bases over 459 games. Getz originally was selected by the White Sox in the fourth round of the 2005 draft out of the University of Michigan.

# CLASS A KANNAPOLIS

## JUSTIN JIRSCHKE — MANAGER



**Born:** April 15, 1990, Clintonville, Wis.  
**Years with White Sox organization:** 2

**Resides:** Clintonville, Wis.  
**Years with Kannapolis:** 2nd

**Managerial/Coaching Highlights:** Will make his managerial debut with Class A Kannapolis in his second season in the White Sox organization ... served as the hitting coach with Kannapolis in 2016 following a four-year playing career in the Sox system (2012-15).

**Managerial/Coaching Career:** 2016 – Hitting Coach, Kannapolis (White Sox).

**Playing Career:** Played four seasons in the White Sox minor-league system, batting .277 (172-622) with 24 doubles, two triples, 70 RBI and 77 runs scored over 184 games from 2012-15.

**Miscellaneous/Personal:** Married Liz ... attended the University of Wisconsin-Stevens Point, where he was a two-time First-Team All-WIAC selection and two-time Midwest Region Gold Glove winner ... also played at Wisconsin-Oshkosh in 2010 ... is a 2009 graduate of Clintonville (Wis.) High School ... led his team to the Class A Legion State Championship in 2007 and 2008 ... father, Mike, is the Kansas City Royals third-base coach ... brother, Jeremy, played in the Royals organization from 2005-07.

## MATT ZALESKI — PITCHING COACH



**Born:** December 2, 1981, Arlington Heights, Ill.  
**Years with White Sox organization:** 2

**Resides:** Plano, Ill.  
**Years with Kannapolis:** 1st

**Managerial/Coaching Highlights:** Enters his first season with Class A Kannapolis ... served as the pitching coach with Advanced Rookie Great Falls last season following an 11-year minor-league career with the White Sox ... the Voyagers led the Pioneer League in ERA (3.54), complete games (four), shutouts (six), strikeouts (678) and saves (22) last season.

**Managerial/Coaching Career:** 2016 – Pitching Coach, Great Falls (White Sox).

**Playing Career:** Appeared in 316 games (110 starts) in the White Sox system from 2004-14, going 49-50 with a 3.88 ERA (413 ER/958.1 IP), 35 saves and 638 strikeouts ... was selected by Chicago in the 30th round of the 2004 draft.

**Miscellaneous/Personal:** Married Audrey ... coached the Chicago Angels of the Chicago Suburban Baseball League, a collegiate summer league, in 2015 ... attended Indiana State University, from 2000-04 ... is a 2000 graduate of Driscoll Catholic High School in Addison, Ill. ... went 7-0 with a 1.32 ERA as a senior.

## JAMIE DISMUKÉ — HITTING COACH



**Born:** October 17, 1969, Syracuse, N.Y.  
**Years with White Sox organization:** 3

**Resides:** Chattanooga, Tenn.  
**Years with Kannapolis:** 1st

**Managerial/Coaching Highlights:** Enters his third season as a hitting coach in the White Sox system and first with Class A Kannapolis ... served as the hitting coach at Class AA Birmingham from 2015-16 ... prior to joining the Sox, spent six seasons as a hitting coach in the Atlanta organization, including five at Class AAA Gwinnett (2009-13) ... started his career as a hitting coach in the Cincinnati organization (1999-2008), including nine seasons as a hitting coach (player/coach with Class AA Chattanooga in 1999) ... served as an interim manager for 16 games with Chattanooga in 2008 (8-8) ... in 2006, was a coach for the Phoenix Desert Dogs in the Arizona Fall League and was a member of the coaching staff for the inaugural Rising Stars Showcase game.

**Managerial/Coaching Career:** 1999-2000 – Hitting Coach, Chattanooga (Reds); 2001– Hitting Coach, Mudville (Reds); 2002 – Hitting Coach, Stockton (Reds); 2003 – Hitting Coach, Potomac (Reds); 2004-08 – Hitting Coach, Chattanooga (Reds); 2008 – Manager, Chattanooga (Reds); 2009-13 – Hitting Coach, Gwinnett (Braves); 2014 – Hitting Coach, Mississippi (Braves); 2015-16 – Hitting Coach, Birmingham (White Sox).

**Playing Career:** Played nine seasons (1989-1997) in the Cincinnati (1989-95, '97), Detroit (1996) and Toronto (1996) organizations, batting .277 (742-2,679) with 94 home runs and 429 RBI over 793 career games.

**Miscellaneous/Personal:** Single ... has two children: James Jr. and Jaelyn ... selected by the Reds in the 12th round in 1989.



White Sox first-round draft selections C Zack Collins (2016), RHP Zack Burdi (2016), RHP Carson Fulmer (2015) and SS Tim Anderson (2013) join television broadcaster Jason Benetti for a seminar at SoxFest 2017.

# ADVANCED ROOKIE GREAT FALLS



## TIM ESMAY — MANAGER

**Born:** October 17, 1964, Scottsdale, Ariz.

**Resides:** Casa Grande, Ariz.

**Years with White Sox organization:** 3

**Years with Great Falls:** 2nd

**Managerial/Coaching Highlights:** Enters his third season with the White Sox organization and first as manager with Advanced Rookie Great Falls ... worked as a coach at Class AAA Charlotte in 2016 ... served as manager at Class A Winston-Salem in 2015, leading the Dash to a first-half Carolina League Southern Division title and postseason berth ... lost to Myrtle Beach, 2-1, in the best-of-three semifinal series ... spent the previous five seasons (2010-14) as the head coach at Arizona State University ... led the Sun Devils to four NCAA Regional appearances, two Super Regionals and a berth in the 2010 College World Series ... finished his career at ASU

with the 10th-highest winning percentage in Pac-12 history and the highest winning percentage among the active head coaches in the Pac-12 ... served as an assistant coach at Arizona State from 2005-09 and 1988-90, was the head coach at the University of Utah from 1997-2004 and an assistant with the Utes in 1996 ... resumed his collegiate coaching career at Grand Canyon College in 1995 after serving as head coach at Brophy (Ariz.) College Prep from 1992-93.

**Managerial/Coaching Career:** 2015 – Manager, Winston-Salem (White Sox); 2016 – Coach, Charlotte (White Sox).

**Miscellaneous/Personal:** Married Joell ... has two sons: Tucker and Cooper ... is a 1983 graduate of Horizon (Ariz.) High School ... attended Scottsdale Community College and graduated from Arizona State in 1988 ... earned All-Regional honors in 1987.

## CAREER MANAGERIAL RECORD

YEAR	CLUB	LEAGUE	CLASS	W-L	PCT	POS.	NOTES
2015	Winston-Salem	Carolina	A	75-63	.543	4th/1st	Lost in CL Semifinals



## JOHN ELY — PITCHING COACH

**Born:** May 13, 1986, Harvey, Ill.

**Resides:** Chicago, Ill.

**Years with White Sox organization:** 1

**Years with Great Falls:** 1st

**Managerial/Coaching Highlights:** Makes his professional coaching debut with Advanced Rookie Great Falls.

**Playing Career:** Pitched for nine seasons in the White Sox (2007-09), Dodgers (2010-12), Houston (2013), Boston (2014) and Milwaukee (2015) organizations ... went 4-13 with a 5.70 ERA (73 ER/115.1 IP) in 25 appearances (19 starts) with the Dodgers from 2010-12 ... pitched with Advanced Rookie Great Falls, Class A Winston-Salem and Class AA Birmingham in the White Sox organization ... was traded to the Dodgers with Jon Link for Juan Pierre prior to the 2010 season ... made his major-league debut as a starter on 4/28/10 vs.

the Mets ... recorded his first major-league win on 5/11/10 vs. Arizona, allowing two runs in 6.0 IP ... was named Pacific Coast League Pitcher of the Year in 2012 leading the league in wins (14) and ERA (3.20) at Class AAA Albuquerque ... was traded by Los Angeles-NL to Houston on 12/19/12 in exchange for Rob Rasmussen ... signed with Boston on 12/13/13 and with the Brewers on 11/19/14 ... was drafted by the White Sox in the third round of the 2007 draft.

**Miscellaneous/Personal:** Single ... served as the pitching coach for Chicago State University and manager of the Southland Vikings in the Midwest Collegiate League in 2016 ... attended Miami (Ohio) University ... led the Mid-American Conference in strikeouts (108) and complete games (6) and tied for the conference lead in wins with 10 his freshman season ... was selected first-team All-MAC as a sophomore after striking out 80 batters in 75.2 IP ... played for the Wareham Gateman in the Cape Cod League in 2006 ... attended Homewood-Flossmoor High School in Flossmoor, Illinois.



## ERIC RICHARDSON — HITTING COACH

**Born:** September 6, 1972, Bryan, Texas

**Resides:** Round Rock, Texas

**Years with White Sox organization:** 1

**Years with Great Falls:** 1st

**Managerial/Coaching Highlights:** Returns to professional coaching this season as the hitting coach with Advanced Rookie Great Falls ... coached in the Philadelphia organization from 2004-06 ... served as a coach in the Arizona Fall League in 2004.

**Managerial/Coaching Career:** 2004 – Hitting Coach, Lakewood (Phillies); 2005 – Hitting Coach, Gulf Coast League Phillies (Phillies); 2006 – Hitting Coach, Batavia (Phillies).

**Playing Career:** Played professionally for five seasons (1991-95) in the White Sox system ... made his professional debut at the age of 18 for the Gulf Coast League White Sox ... hit .283 (32-113) with 14 RBI in his second season with the GCL White Sox ... split the 1994 season between Class A Hickory and Class A South Bend and spent his final season with Class A South Bend and Class A Prince William ... was selected by the White Sox in the fifth round of the 1991 draft.

**Miscellaneous/Personal:** Married Vanorda ... has two children: Cameron and Erica ... graduated in 1991 from Brenham (Texas) High School ... served as a private coach and instructor following his playing career and prior to joining the White Sox.

## Playoff Voyage

Advanced Rookie Great Falls advanced to the Pioneer League postseason in 2016 for the ninth time in the last 10 seasons. The Voyagers went 21-17 in the first half and 26-11 in the second, winning the PL North Division title. Great Falls made the playoffs every season from 2007-14, and won the PL Championship in 2011 and 2008. Since becoming a White Sox affiliate in 2003, Great Falls also earned a playoff berth in 2004 and 2007.

# ARIZONA ROOKIE LEAGUE

## RYAN NEWMAN — MANAGER



**Born:** February 25, 1979, Hayward, Calif.

**Years with White Sox organization:** 9

**Managerial/Coaching Highlights:** Enters his ninth season in the White Sox organization and first as manager with the Arizona Rookie League White Sox ... managed Class AA Birmingham in 2016 after serving as a coach with Class AAA Charlotte from 2014-15 ... previously managed in the Sox system for five seasons, including 2013 at Class A Winston-Salem and 2011-12 with Advanced Rookie Great Falls ... won the Pioneer League championship with Advanced Rookie Great Falls in 2011.

**Managerial/Coaching Career:** 2005 – Hitting Coach, Bradenton (Pirates); 2006 – Hitting Coach, Williamsport (Pirates); 2007 – Hitting Coach, Hickory (Pirates); 2008 – Manager, Oneonta (Tigers); 2009-10 – Manager, Bristol (White Sox); 2011-12 – Manager, Great Falls (White Sox); 2013 – Manager, Winston-Salem (White Sox); 2014-15 – Coach, Charlotte (White Sox); 2016 – Manager, Birmingham (White Sox).

**Playing Career:** Appeared in 143 minor-league games in the Pittsburgh farm system from 2002-04.

**Miscellaneous/Personal:** Married Megan ... has two children: William and Jax ... his father, Jeff, was a major-league catcher with Oakland (1976-82) and Boston (1983-84) ... attended Scottsdale (Ariz.) Community College and Texas Christian University.

**Resides:** Scottsdale, Ariz.

**Years with AZL White Sox:** 1st

## CAREER MANAGERIAL RECORD

YEAR	CLUB	LEAGUE	CLASS	W-L	PCT	POS.	NOTES
2008	Oneonta	New York-Penn	A	33-41	.446	2nd	
2009	Bristol	Appalachian	Advanced Rookie	27-39	.409	4th	
2010	Bristol	Appalachian	Advanced Rookie	32-36	.471	3rd	
2011	Great Falls	Pioneer	Advanced Rookie	42-34	.553	4th/1st	Won PL Championship
2012	Great Falls	Pioneer	Advanced Rookie	40-36	.526	1st/3rd	Lost in PL Semifinals
2013	Winston-Salem	Carolina	A	71-69	.507	2nd/4th	
2016	Birmingham	Southern	AA	49-91	.350	4th/5th	
<b>MINOR TOTALS</b>				<b>294-346</b>	<b>.459</b>		Won PL Championship in 2011

## FELIPE LIRA — PITCHING COACH



**Born:** April 26, 1972, Miranda, Venezuela

**Years with White Sox organization:** 4

**Managerial/Coaching Highlights:** Returns for his fourth season with the Arizona Rookie League White Sox ... AZL White Sox pitchers led the league in strikeouts (570) and ranked third in ERA (3.68) in 2014.

**Playing Career:** Made 163 appearances (79 starts) over seven major-league seasons with Detroit, Seattle, and Montreal, going 26-46 with a 5.32 ERA (341 ER/577.1 IP) and 348 strikeouts ... won nine games as a rookie with the Tigers in 1995 ... set career highs with 32 starts, 194.2 IP, three complete games and 113 strikeouts with Detroit in 1996 ... was signed by Detroit as a free agent in 1990.

**Miscellaneous/Personal:** Married Marian ... has two children: Felipe Jr. and Marian.

**Resides:** Caracas, Venezuela

**Years with AZL White Sox:** 4th

## GARY WARD — HITTING COACH



**Born:** December 6, 1953, Los Angeles, Calif.

**Years with White Sox organization:** 14

**Managerial/Coaching Highlights:** Enters his third season with the Arizona Rookie League White Sox ... the AZL Sox tied for second in the league in home runs (29) last season ... the club led the league in average (.271), hits (511) and doubles (101) in 2015 ... worked with Class A Winston-Salem hitters in 2014 ... spent 2013 with Class AA Birmingham, which won the Southern League championship ... in 2012, Winston-Salem led the CL in average (.278), runs (796), hits (1,318), home runs (135) and on-base (.350) and slugging percentage (.444) ... served as the White Sox hitting coach from 2001-03 ... Sox ranked second in the American League in runs scored (856) and third in home runs (217) in 2002.

**Resides:** Riverside, Calif.

**Years with AZL White Sox:** 3rd

**Coaching Career:** 1999-2001 – Hitting Coach, Charlotte (White Sox); 2001-03 – Hitting Coach (White Sox); 2009-10 – Hitting Coach, Charlotte (White Sox); 2011-12 – Hitting Coach, Winston-Salem (White Sox); 2013 – Hitting Coach, Birmingham (White Sox); 2014 – Hitting Coach, Winston-Salem (White Sox); 2015-current – Hitting Coach, Arizona Rookie League White Sox (White Sox).  
**Playing Career:** Played 12 seasons in the major leagues with Minnesota (1979-83), Texas (1984-86), the Yankees (1987-89) and Detroit (1989-90) ... batted .276 (1,236-4,479) with 130 home runs and 597 RBI in 1,287 games ... was named American League Rookie of the Year by *Baseball Digest* in 1982 after batting .289 (165-570) with 28 home runs, 91 RBI and 85 runs scored in 152 games ... was named to the AL All-Star Team in 1983 and 1985.

**Miscellaneous/Personal:** Married Jerri ... has three children: Agee, Daryle and Kuhrye, and one granddaughter: Janelle ... Daryle played 11 seasons in the majors with Houston (1998-2002), Dodgers (2003), Pittsburgh (2004-05), Washington (2006), Atlanta (2006) and the Cubs (2007-08).

## Baseball America's Top White Sox Prospects Since 2006

2006: Bobby Jenks, RHP	2009: Gordon Beckham, SS	2012: Addison Reed, RHP	2015: Carlos Rodon, LHP
2007: Ryan Sweeney, OF	2010: Jared Mitchell, OF	2013: Courtney Hawkins, OF	2016: Tim Anderson, INF
2008: Aaron Poreda, LHP	2011: Chris Sale, LHP	2014: Jose Abreu, 1B	2017: Yoan Moncada, INF



# DOMINICAN SUMMER LEAGUE WHITE SOX



**Ever Magallanes**  
Dominican Academy  
Supervisor




**Manuel Santana**  
Complex Operations  
Coordinator




**Carolina Santos**  
Complex Administrator



**Guillermo Reyes**  
Field Coordinator




**Julio Valdez**  
Manager



**Leo Hernandez**  
Pitching Coach



**Angel Gonzalez**  
Hitting Coach




**Angel Rosario**  
Catching Coach



**Julio Ramirez**  
Outfield Coach



**Jose Brito**  
Coaching Assistant



**Jose Del Villar**  
Trainer



**Pedro Gomez**  
Conditioning Coach

## White Sox Dominican Academy

The Chicago White Sox Dominican Academy is located in Boca Chica, in a complex referred to as Baseball City with the Cubs, Minnesota, Baltimore, Cincinnati and Arizona teams in the same vicinity. The Academy, which opened in 2008, is currently under the direction of first-year supervisor Ever Magallanes. In addition, Magallanes and his baseball and training staff oversee various tryouts at the complex.

FRONT OFFICE

FIELD STAFF

PLAYERS

OPPONENTS

2016 REVIEW

HISTORY

RECORDS

MINOR LEAGUES

MEDIA/MISC.

# WHITE SOX DOMINICAN ACADEMY

FRONT OFFICE



FIELD STAFF

PLAYERS

OPPONENTS

2016 REVIEW

HISTORY

RECORDS

MINOR LEAGUES

MEDIA/MISC.



# MINOR LEAGUE PLAYERS

## ACOSTA, NELSON — Pitcher

Bats: Right  
Height: 6-3

Throws: Right  
Weight: 195

Born: August 22, 1997, Maracay, Venezuela  
Resides: San Mateo, Venezuela

Recommended/Signed By: Amador Arias (White Sox).

Sox Acquisition: Signed as a free agent, October 20, 2013.

**Minor League Highlights:** 2016: Held right-handers to a .187 (25-134) average ... went 2-0 with a 0.95 ERA (2 ER/19.0 IP) in four starts in July. 2015: Went 2-1 with a 1.71 ERA (9 ER/47.1 IP) and 44 strikeouts as a starter ... held lefties to a .217 ( 20-92) average and righties to a .229 (25-109) mark. 2014: Limited left-handers to a .162 (11-68) average and righties to a .165 (14-85) mark.

YEAR	CLUB	W-L	PCT	ERA	G	GS	CG	SHO	SV	IP	H	R	ER	HR	HB	BB-I	SO	WP	BK	AVG
2014	DSL White Sox	0-4	.000	2.35	14	12	0	0	1	46.0	25	18	12	0	7	28-0	36	8	0	.163
2015	DSL White Sox	2-2	.500	3.27	14	10	0	0	0	55.0	45	26	20	1	7	23-0	51	7	0	.224
2016	DSL White Sox	2-4	.333	2.31	11	11	0	0	0	46.2	36	16	12	1	5	8-0	45	9	0	.205
<b>MINOR TOTALS</b>		<b>4-10</b>	<b>.286</b>	<b>2.68</b>	<b>39</b>	<b>33</b>	<b>0</b>	<b>0</b>	<b>1</b>	<b>147.2</b>	<b>106</b>	<b>60</b>	<b>44</b>	<b>2</b>	<b>19</b>	<b>59-0</b>	<b>132</b>	<b>24</b>	<b>0</b>	<b>.200</b>

## ADOLFO, MICKER — Outfielder

Bats: Right  
Height: 6-3

Throws: Right  
Weight: 225

Born: September 11, 1996, San Pedro De Macoris, Dominican Republic  
Resides: San Pedro De Macoris, Dominican Republic

Recommended/Signed By: Marco Paddy (White Sox).

Sox Acquisition: Signed as a free agent, July 2, 2013.

**Minor League Highlights:** 2017: Enters the season rated by *Baseball America* as having the Best Outfield Arm in the White Sox organization. 2016: Batted a combined .221 (58-263) with 15 doubles, one triple, six home runs, 23 RBI and 32 runs scored over 69 games between the Arizona Rookie League White Sox and Class A Kannapolis. 2015: Was rated by MLB.com as the No. 6 Prospect in the White Sox system following the season ... suffered a season-ending fractured fibula sliding into second base on 8/5 ... recorded a 10-game hitting streak from 6/28-7/10, batting .262 (11-42) with two doubles, seven RBI and 10 runs scored. 2014: Ranked fifth in the Arizona League in home runs (5) ... led the AZL White Sox in doubles (10) and total bases (68) and tied for the team lead in home runs.

**Miscellaneous/Personal:** Was rated by MLB.com as the No. 2 International Prospect in 2013.

YEAR	CLUB	AVG	G	AB	R	H	TB	2B	3B	HR	RBI	SH	SF	HB	BB	SO	SB	CS	OBP	SLG	E
2014	AZL White Sox	.218	46	179	27	39	68	10	2	5	21	1	2	2	14	85	0	0	.279	.380	4
2015	AZL White Sox	.253	22	83	14	21	26	3	1	0	10	0	1	3	6	25	3	2	.323	.313	0
2016	AZL White Sox	.250	4	16	2	4	9	2	0	1	2	0	0	1	1	8	0	0	.333	.563	0
	Kannapolis	.219	65	247	30	54	84	13	1	5	21	1	0	3	14	88	0	1	.269	.340	4
<b>MINOR TOTALS</b>		<b>.225</b>	<b>137</b>	<b>525</b>	<b>73</b>	<b>118</b>	<b>187</b>	<b>28</b>	<b>4</b>	<b>11</b>	<b>54</b>	<b>2</b>	<b>3</b>	<b>9</b>	<b>35</b>	<b>206</b>	<b>3</b>	<b>3</b>	<b>.283</b>	<b>.356</b>	<b>8</b>

## AGAR, BRANDON — Pitcher

Bats: Right  
Height: 6-6

Throws: Right  
Weight: 215

Born: February 7, 1993, Norcross, Ga.  
Resides: Woodstock, Ga.

Recommended/Signed By: Kevin Burrell (White Sox).

Sox Acquisition: Signed as a free agent, June 16, 2016.

**Minor League Highlights:** 2016: Appeared in 14 games (one start) for the Arizona Rookie League White Sox ... his 2.55 ERA was the lowest on the team among pitchers who appeared in at least 14 games ... held righties to a .213 (13-61) average, compared to a .250 (8-32) mark against left-handers.

**Miscellaneous/Personal:** Was a four-year letterwinner at North Georgia ... went 23-18 as a starter, posting a 4.08 ERA with 309 strikeouts ... was a two-time Peach Belt All-Conference honoree ... was a 2016 NCBWA Southeast All-Region honorable mention ... named to the 2016 ABCA/Rawlings Southeast All-Region Second-Team ... graduated with a degree in business management and marketing.

YEAR	CLUB	W-L	PCT	ERA	G	GS	CG	SHO	SV	IP	H	R	ER	HR	HB	BB-I	SO	WP	BK	AVG
2016	AZL White Sox	0-1	.000	2.55	14	1	0	0	1	24.2	21	11	7	0	1	1-0	22	0	0	.226

## ALFARO, JHOANDRO — Catcher

Bats: Switch  
Height: 6-0

Throws: Right  
Weight: 180

Born: November 4, 1997, Sincelejo, Colombia  
Resides: Sincelejo, Colombia

Recommended/Signed By: Marco Paddy (White Sox).

Sox Acquisition: Signed as a free agent, July 2, 2014.

**Minor League Highlights:** 2016: Spent the entire season with the Dominican Summer League White Sox after beginning the season on the Arizona Rookie League White Sox disabled list ... was on the DL from 6/20-27 with a strained right forearm. 2015: Was rated by MLB.com following the season as the No. 15 Prospect in the White Sox organization ... played in 28 games with the AZL White Sox in his first professional season.

**Miscellaneous/Personal:** Older brother, Jorge, is a catcher in the Philadelphia Phillies organization.

YEAR	CLUB	AVG	G	AB	R	H	TB	2B	3B	HR	RBI	SH	SF	HB	BB	SO	SB	CS	OBP	SLG	E
2015	AZL White Sox	.182	28	88	7	16	18	2	0	0	7	0	1	2	4	15	0	0	.232	.205	7
2016	DSL White Sox	.238	41	126	17	30	37	4	0	1	8	2	0	11	18-1	19	1	1	.381	.294	5
<b>MINOR TOTALS</b>		<b>.215</b>	<b>69</b>	<b>214</b>	<b>24</b>	<b>46</b>	<b>55</b>	<b>6</b>	<b>0</b>	<b>1</b>	<b>15</b>	<b>2</b>	<b>1</b>	<b>13</b>	<b>22</b>	<b>34</b>	<b>1</b>	<b>1</b>	<b>.324</b>	<b>.257</b>	<b>12</b>

## Talking About Playoffs

Advanced Rookie Great Falls earned its ninth Pioneer League playoff berth in the last 10 seasons in 2016. Great Falls made eight straight playoff berths from 2007-14. The Voyagers were the only PL team to make the playoffs every season during that span, winning the league title in 2011 and 2008.

# MINOR LEAGUE PLAYERS

## ALVAREZ, EDDY — Infielder

**Bats:** Switch      **Throws:** Right      **Born:** January 30, 1990, Miami, Fla.  
**Height:** 5-9      **Weight:** 175      **Resides:** Miami, Fla.

**Recommended/Signed By:** Mike Gellinger (White Sox).

**Sox Acquisition:** Signed as a free agent, June 10, 2014.

**Minor League Highlights:** **2016:** Combined to hit .265 (114-430) with 19 doubles, three triples, six home runs, 65 RBI, 11 stolen bases and 58 runs scored over 116 games between Class AA Birmingham and Class AAA Charlotte ... ranked seventh among White Sox organizational leaders in walks (50) and 10th in runs scored ... led the Barons with 62 RBI. **2015:** Batted a combined .296 (133-450) with 29 doubles, seven triples, five home runs, 53 RBI, 88 runs scored and 53 stolen bases over 123 games between Class A Kannapolis and Class A Winston-Salem ... was successful on 77.9 percent (53-68) of his stolen base attempts ... ranked second in the South Atlantic League in on-base percentage (.408), third in walks (69) and sixth in stolen bases (42) ... was named a SAL midseason All-Star ... led Kannapolis in walks, runs (64), steals (42), doubles (23), on-base percentage and batting average (.285) ... recorded a 17-game on-base streak from 5/21-6/6 (17 H/13 BB). **2014:** Combined to hit .346 (63-182) with 11 doubles, five home runs, 26 RBI, 32 runs scored and nine stolen bases over 45 games between Arizona Rookie League White Sox and Kannapolis.

**Miscellaneous/Personal:** Won an Olympic Silver Medal in the 5000m relay (speed skating) with Team USA at the Sochi Olympics in 2014 ... was an All-Conference shortstop at Salt Lake Community College in 2011.

YEAR	CLUB	AVG	G	AB	R	H	TB	2B	3B	HR	RBI	SH	SF	HB	BB	SO	SB	CS	OBP	SLG	E
2014	AZL White Sox	.291	27	110	20	32	45	5	1	2	12	0	0	0	20	24	5	6	.400	.409	9
	Kannapolis	.431	18	72	12	31	46	6	0	3	14	0	0	1	7	10	4	4	.488	.639	5
2015	Kannapolis	.285	89	330	64	94	135	23	6	2	39	6	3	2	69	68	42	8	.408	.409	25
	Winston-Salem	.325	34	120	24	39	56	6	1	3	14	2	2	0	19	17	11	7	.411	.467	5
2016	Birmingham	.263	104	395	51	104	145	17	3	6	62	15	5	2	46	76	9	6	.339	.367	26
	Charlotte	.286	12	35	7	10	12	2	0	0	3	0	0	0	4	7	2	0	.359	.343	1
<b>MINOR TOTALS</b>		<b>.292</b>	<b>284</b>	<b>1062</b>	<b>178</b>	<b>310</b>	<b>439</b>	<b>59</b>	<b>11</b>	<b>16</b>	<b>144</b>	<b>23</b>	<b>10</b>	<b>5</b>	<b>165</b>	<b>202</b>	<b>73</b>	<b>31</b>	<b>.386</b>	<b>.413</b>	<b>64</b>

## ARIAS, EDINXON — Pitcher

**Bats:** Right      **Throws:** Right      **Born:** December 5, 1997, Barcelona, Venezuela  
**Height:** 6-2      **Weight:** 155      **Resides:** Barcelona, Venezuela

**Recommended/Signed By:** Amador Arias (White Sox).

**Sox Acquisition:** Signed as a free agent, August 5, 2014.

YEAR	CLUB	W-L	PCT	ERA	G	GS	CG	SHO	SV	IP	H	R	ER	HR	HB	BB-I	SO	WP	BK	AVG
2015	DSL White Sox	0-3	.000	5.08	15	15	0	0	0	44.1	57	36	25	1	4	28-0	34	10	0	.311
	AZL White Sox	2-7	.222	6.50	13	11	0	0	0	44.1	66	49	32	6	2	16-0	27	6	0	.338
<b>MINOR TOTALS</b>		<b>2-10</b>	<b>.167</b>	<b>5.79</b>	<b>28</b>	<b>26</b>	<b>0</b>	<b>0</b>	<b>0</b>	<b>88.2</b>	<b>123</b>	<b>85</b>	<b>57</b>	<b>7</b>	<b>6</b>	<b>44-0</b>	<b>61</b>	<b>16</b>	<b>0</b>	<b>.325</b>

## AUSTIN, BRETT — Catcher

**Bats:** Switch      **Throws:** Right      **Born:** November 24, 1992, Charlotte, N.C.  
**Height:** 6-1      **Weight:** 210      **Resides:** Fayetteville, N.C.

**Recommended/Signed By:** Abe Fernandez (White Sox).

**Sox Acquisition:** Selected in the fourth round, June 2014 First-Year Player Draft.

**Minor League Highlights:** **2016:** Batted .306 (19-62) with two homers and 10 RBI in 19 games in July. **2015:** Hit .201 (66-328) with 13 doubles, five triples, four home runs and 35 RBI over 94 games between Class A Kannapolis and Class A Winston-Salem ... was named to the South Atlantic League midseason All-Star Team. **2014:** Made his pro debut with Kannapolis ... recorded a season-high, 10-game hitting streak from 6/24-7/8 (.333, 12-36) ... was rated by *Baseball America* as having the Most Intriguing Background among White Sox draft picks.

**Miscellaneous/Personal:** Attended North Carolina State University, where he was teammates with White Sox 2014 first-round pick Carlos Rodon ... was named First Team All-ACC in 2014 after leading the Wolfpack with a .344 batting average ... was a semifinalist for the Johnny Bench Award, recognizing the nation's top catcher.

YEAR	CLUB	AVG	G	AB	R	H	TB	2B	3B	HR	RBI	SH	SF	HB	BB	SO	SB	CS	OBP	SLG	E
2014	Kannapolis	.235	42	153	16	36	48	12	0	0	15	3	3	1	18	47	1	1	.314	.314	5
	Kannapolis	.201	85	293	29	59	93	12	5	4	33	4	3	0	35	74	1	1	.284	.317	4
2016	Winston-Salem	.200	9	35	3	7	8	1	0	0	2	0	0	0	6	0	0	0	.200	.229	0
	Winston-Salem	.205	89	302	34	62	105	14	1	9	45	1	2	2	40	81	0	0	.301	.348	6
<b>MINOR TOTALS</b>		<b>.209</b>	<b>225</b>	<b>783</b>	<b>82</b>	<b>164</b>	<b>254</b>	<b>39</b>	<b>6</b>	<b>13</b>	<b>95</b>	<b>8</b>	<b>8</b>	<b>3</b>	<b>93</b>	<b>208</b>	<b>2</b>	<b>2</b>	<b>.293</b>	<b>.324</b>	<b>15</b>

## Young Guns

Advanced Rookie Great Falls led the Pioneer League with a 3.54 ERA (259 ER/658.2 IP) in 2016. Right-hander Aron McRee, who went 5-0 with a 2.16 ERA (16 ER/66.2 IP) in 12 appearances (11 starts), was named PL Pitcher of the Year. McRee, Chris Comito (3.43) and Yosmer Solorzano (4.11) finished the season with the top three ERA in the PL. Brannon Easterling (1.86) led the South Atlantic League in ERA at Class A Kannapolis and Luis Ledo (1.19) finished atop the Arizona League in ERA with the AZL White Sox.

# MINOR LEAGUE PLAYERS

## BANKS, TANNER — Pitcher

Bats: Right  
Height: 6-1

Throws: Left  
Weight: 195

Born: October 24, 1991, Murray, Utah  
Resides: Bluff Dale, Utah

**Recommended/Signed By:** John Kazanas (White Sox)

**Sox Acquisition:** Selected in the 18th round, June 2014 First-Year Player Draft.

**Minor League Highlights: 2016:** Combined to go 12-7 with a 3.50 ERA (62 ER/159.1 IP) and 116 strikeouts in 27 starts between Class A Kannapolis and Class A Winston-Salem ... led all White Sox farmhands in wins, tied for fifth in strikeouts and ranked sixth in ERA ... was named an Organization All-Star by MiLB.com ... was named to the South Atlantic League midseason All-Star team ... earned SAL Pitcher of the Week for the period of 4/18-24. **2015:** Went a combined 5-5 with a 2.71 ERA (26 ER/86.1 IP) and 43 strikeouts in 22 appearances (14 starts) between Advanced Rookie Great Falls and Kannapolis ... was named co-recipient of the Logan Hurlbert Pitcher of the Year Award in the Pioneer League ... was named a PL mid and postseason All-Star ... was the starting pitcher for the PL All-Star Team ... led the league in ERA (2.51) and WHIP (1.02) and ranked third in IP (75.1) and opponents average (.248) ... earned PL Pitcher of the Week honors twice (7/13-19 and 8/31-9/6). **2014:** Combined to go 1-1 with a 1.48 ERA (4 ER/24.1 IP) and 33 strikeouts in 15 relief appearances between Arizona Rookie League White Sox and Kannapolis ... averaged 12.2 strikeouts per 9.0 IP (33 SO/24.1 IP) with a 5.50 strikeout-to-walk ratio (34 SO/6 BB) while holding lefties to a .111 (3-27) average.

**Miscellaneous/Personal:** Graduated from the University of Utah in 2014 ... made 18 appearances with eight starts on the mound his senior year ... is a 2010 graduate of Riverton (Utah) High School.

YEAR	CLUB	W-L	PCT	ERA	G	GS	CG	SHO	SV	IP	H	R	ER	HR	HB	BB-I	SO	WP	BK	AVG
2014	AZL White Sox	1-1	.500	1.64	14	0	0	0	3	22.0	14	4	4	0	0	6-0	31	0	0	.184
	Kannapolis	0-0	.000	0.00	1	0	0	0	0	2.1	2	0	0	0	0	0-0	2	0	0	.222
2015	Great Falls	5-5	.500	*2.51	14	14	0	0	0	75.1	71	31	21	3	2	6-0	38	2	0	.248
	Kannapolis	0-0	.000	4.09	8	0	0	0	1	11.0	14	9	5	0	0	3-0	5	1	0	.304
2016	Kannapolis	6-3	.667	2.87	11	11	1	1	0	69.0	58	25	22	5	0	14-0	51	3	0	.228
	Winston-Salem	6-4	.600	3.99	16	16	2	0	0	90.1	106	46	40	5	1	17-0	65	6	0	.291
<b>MINOR TOTALS</b>		<b>18-13</b>	<b>.581</b>	<b>3.07</b>	<b>64</b>	<b>41</b>	<b>3</b>	<b>1</b>	<b>4</b>	<b>270.0</b>	<b>265</b>	<b>115</b>	<b>92</b>	<b>13</b>	<b>3</b>	<b>46-0</b>	<b>192</b>	<b>12</b>	<b>0</b>	<b>.256</b>

\*Led League

## BARNUM, KEON — Infielder

Bats: Left  
Height: 6-5

Throws: Left  
Weight: 245

Born: January 16, 1993, Tampa, Fla.  
Resides: Tampa, Fla.

**Recommended/Signed By:** Joe Siers (White Sox).

**Sox Acquisition:** Selected as a sandwich pick between the first and second rounds (48th overall), June 2012 First-Year Player Draft.

**Minor League Highlights: 2016:** Batted a combined .213 (85-400) with 17 doubles, five home runs, 34 RBI and 32 runs scored in 106 games between Class A Winston-Salem and Class AA Birmingham ... began the season on the Winston-Salem disabled list with a left knee injury ... was reinstated from the DL on 5/8. **2015:** Ranked fifth in the Carolina League with 67 RBI ... was on the disabled list from 5/12-6/16 with a strained right oblique ... participated in the White Sox hitters minicamp at Camelback Ranch in Glendale, Ariz. from 1/4-7. **2014:** Posted a .289 (74-256) average in the second half for Winston-Salem ... attended a White Sox hitters minicamp in Glendale, Ariz. from 1/14-16. **2013:** Was limited to 56 games at Class A Kannapolis ... began the season on the disabled list after undergoing surgery to remove the hamate bone in his right hand ... was on the disabled list with a concussion from 8/2-17 ... entered the season ranked by *Baseball America* as the No. 8 Prospect in the organization. **2012:** Was limited by a shoulder injury to 13 games at Advanced Rookie Bristol ... did not play between 6/24-8/3 and from 8/13-remainder of the season ... ranked by *Baseball America* as the Best Power Hitter (along with Courtney Hawkins) in the White Sox draft class.

**Miscellaneous/Personal:** Is a 2012 graduate of King High School in Tampa ... set a team record with a .491 average as a junior and was named to the 2011 Perfect Game Underclass Team.

YEAR	CLUB	AVG	G	AB	R	H	TB	2B	3B	HR	RBI	SH	SF	HB	BB	SO	SB	CS	OBP	SLG	E
2012	Bristol	.279	13	43	6	12	22	1	0	3	8	1	0	5	13	0	0	0	.347	.512	3
2013	Kannapolis	.254	56	201	22	51	81	13	1	5	26	1	2	0	19	65	0	0	.315	.403	10
2014	Winston-Salem	.253	132	491	49	124	179	29	1	8	60	1	2	2	37	163	3	0	.306	.365	19
2015	Winston-Salem	.257	105	382	40	98	149	24	0	9	67	2	5	4	35	112	0	1	.322	.390	11
2016	Winston-Salem	.256	30	117	7	30	38	5	0	1	9	0	3	0	7	25	0	0	.291	.325	4
	Birmingham	.194	76	283	25	55	79	12	0	4	25	0	2	0	24	91	1	0	.256	.279	6
<b>MINOR TOTALS</b>		<b>.244</b>	<b>412</b>	<b>1517</b>	<b>149</b>	<b>370</b>	<b>548</b>	<b>84</b>	<b>2</b>	<b>30</b>	<b>195</b>	<b>4</b>	<b>15</b>	<b>6</b>	<b>127</b>	<b>469</b>	<b>4</b>	<b>1</b>	<b>.302</b>	<b>.361</b>	<b>53</b>

## White Sox 2016 Minor-League All-Stars

### Charlotte-International League

Matt Davidson (Midseason)  
Leury Garcia (Midseason)  
Brad Goldberg (Midseason)

### Birmingham-Southern League

Brian Clark (Midseason)  
Jake Peter (Midseason)  
Eudy Pina (Midseason)

### Winston-Salem-Carolina League

Nick Basto (Postseason)  
Matt Cooper (Midseason)  
Hunter Jones (Midseason)  
Mason Robbins (Postseason)

### Kannapolis-South Atlantic League

Tannar Banks (Midseason)  
Landon Lassiter (Midseason)  
Danny Mendick (Midseason)  
Zach Thompson (Midseason)  
Seby Zavala (Midseason)

### Great Falls-Pioneer League

Chris Comito (Postseason)  
Alec Hansen (Postseason)  
Aron McRee (Postseason)  
Aaron Schnurbusch (Postseason)  
Yosmer Solorzano (Postseason)

### AZL White Sox-Arizona League

Joel Booker (Postseason)  
Luis Ledo (Postseason)

# MINOR LEAGUE PLAYERS

## BASABE, LUIS ALEXANDER — Outfielder

**Bats:** Switch **Throws:** Right **Born:** August 26, 1996, El Vigia, Venezuela  
**Height:** 6-0 **Weight:** 180 **Resides:** Merida, Venezuela

**Recommended/Signed By:** Joe Butler, Keith Staab and Chris Lein (White Sox).

**Sox Acquisition:** Obtained from the Boston Red Sox with RHP Victor Diaz, RHP Michael Kopech and INF Yoan Moncada in exchange for LHP Chris Sale, December 6, 2016.

**Minor League Highlights: 2017:** Enters the season rated by *Baseball America* as the No. 8 Prospect in the White Sox organization. **2016:** Batted a combined .264 (112-425) with 26 doubles, nine triples, 12 home runs, 53 RBI, 66 runs scored and 25 stolen bases in 110 games between Class A Greenville and Class A Salem in the Red Sox organization ... was successful on 83.3 percent (25-30) of his stolen-base attempts ... stole 15 straight bases to begin the season ... hit .299 (69-231) during the second half of the season, compared to a .222 (43-198) mark in the first half ... recorded a 15-game hitting streak from 7/10-29, batting .410 (25-61) with four doubles, two triples, three home runs and 15 RBI ... the 15-game hitting streak was tied for the sixth-longest in the South Atlantic League ... reached base safely in 29 straight road games from 4/14-7/5, the longest such streak in the SAL ... batted .351 (39-111) with 10 doubles, two triples, two home runs, 14 RBI and a .451 on-base percentage during the streak. **2015:** Was named a New York-Penn League midseason All-Star ... ranked third in the NYPL in home runs (7), seventh in walks (32) and tied for 10th in steals (15) ... led all NYPL outfielders in double plays (4) and tied for the league lead in assists (8) ... following 2015, was rated by *Baseball America* as the No. 6 Prospect in the NYPL and No. 9 in the Boston organization ... led the Spinners in runs scored (36), total bases (89), walks and steals and tied for the team lead in home runs. **2014:** Combined to hit .269 (68-253) with 12 doubles, 11 triples, one home run, 39 RBI, 53 runs scored and 15 stolen bases over 72 games between the Dominican Summer League Red Sox and Gulf Coast League Red Sox ... appeared in 39 games in center field, 30 in right and three as the designated hitter ... led the DSL Red Sox in triples (11) and tied for the team lead in steals (13). **2013:** Appeared in 60 games with the DSL Red Sox in his first professional season ... led the team in runs scored (49), doubles (13), stolen bases (18) and walks (49) ... posted a .286 (12-42) average against lefties (.210 vs. righties).

**Miscellaneous/Personal:** His twin brother, Luis Alejandro, plays in the Arizona system ... is a 2012 graduate of Juan Pedro Chourio León High School.

YEAR	CLUB	AVG	G	AB	R	H	TB	2B	3B	HR	RBI	SH	SF	HB	BB	SO	SB	CS	OBP	SLG	E
2013	DSL Red Sox	.225	60	209	49	47	67	13	2	1	19	3	1	6	49	58	18	5	.385	.321	2
2014	DSL Red Sox	.284	40	148	38	42	71	7	11	0	26	0	3	3	30	36	13	2	.408	.480	2
	GCL Red Sox	.248	32	105	15	26	34	5	0	1	13	1	3	1	13	23	2	4	.328	.324	0
2015	Lowell	.243	56	222	36	54	89	8	3	7	23	0	1	1	32	67	15	4	.340	.401	2
2016	Greenville	.258	105	403	61	104	180	24	8	12	52	2	4	2	40	116	25	5	.325	.447	2
	Salem	.364	5	22	5	8	12	2	1	0	1	0	0	0	1	3	0	0	.391	.545	0
<b>MINOR TOTALS</b>		<b>.253</b>	<b>298</b>	<b>1109</b>	<b>204</b>	<b>281</b>	<b>453</b>	<b>59</b>	<b>25</b>	<b>21</b>	<b>134</b>	<b>6</b>	<b>12</b>	<b>13</b>	<b>165</b>	<b>303</b>	<b>73</b>	<b>20</b>	<b>.353</b>	<b>.408</b>	<b>8</b>

## BASTO, NICK — Infielder

**Bats:** Right **Throws:** Right **Born:** April 1, 1994, Miami, Fla.  
**Height:** 6-2 **Weight:** 210 **Resides:** Davie, Fla.

**Recommended/Signed By:** Jose Ortega (White Sox).

**Sox Acquisition:** Selected in the fifth round, June 2012 First-Year Player Draft.

**Minor League Highlights: 2016:** Hit a combined .288 (139-483) with 31 doubles, four triples, 12 home runs, 68 RBI and 71 runs scored over 128 games between Class A Winston-Salem and Class AA Birmingham ... ranked among organizational leaders in hits (2nd), RBI (2nd), total bases (2nd, 214), doubles (3rd), extra-base hits (3rd, 47), runs scored (4th), walks (4th, 54), home runs (T4th), average (.6th), slugging percentage (.6th, .443) and on-base percentage (.8th, .362) ... ranked second in the Carolina League in average (.308) and third in OBP (.385) ... was named to the CL postseason All-Star Team ... earned CL Player of the Month honors for April, hitting .433 (39-90) with seven doubles, one triple, four homers and 17 RBI in 22 games. **2015:** Combined to hit .208 (92-443) with 29 doubles, 10 home runs and 51 RBI over 125 games between Class A Kannapolis and Winston-Salem ... recorded a season-high, 16-game hitting streak from 7/5-21. **2014:** Hit .266 (94-354) with 17 doubles, four triples, eight home runs and 45 RBI over 96 games between the Arizona Rookie League White Sox and Winston-Salem ... was on the disabled list from 6/18-7/3 (left shoulder strain) and 8/2-9 (left shoulder contusion) ... appeared in 14 games with Glendale in the Arizona Fall League. **2013:** Combined to hit .218 (50-229) with four doubles, two triples, two home runs and 26 RBI over 69 games between Advanced Rookie Great Falls and Kannapolis.

**Miscellaneous/Personal:** Is a 2012 graduate of Archbishop McCarthy High School in Southwest Ranches, Fla. ... was named to the Rawlings Florida All-Region Second Team as a junior in 2011 ... committed to play baseball for Florida International University.

YEAR	CLUB	AVG	G	AB	R	H	TB	2B	3B	HR	RBI	SH	SF	HB	BB	SO	SB	CS	OBP	SLG	E
2012	Bristol	.238	59	210	12	50	61	4	2	1	21	0	6	6	12	51	0	1	.291	.290	24
2013	Great Falls	.309	13	55	3	17	24	0	2	1	11	0	1	0	0	17	0	0	.304	.436	4
	Kannapolis	.190	54	174	13	33	40	4	0	1	15	1	2	1	10	44	1	2	.235	.230	15
2014	AZL White Sox	.282	9	39	7	11	21	3	2	1	10	0	0	1	1	7	0	0	.317	.538	2
	Winston Salem	.263	87	315	39	83	122	14	2	7	35	0	3	5	19	66	1	4	.700	.387	31
2015	Kannapolis	.217	42	143	22	31	51	11	0	3	18	0	5	5	17	35	2	2	.312	.357	3
	Winston-Salem	.203	83	300	33	61	100	18	0	7	33	1	3	5	19	94	1	2	.260	.333	13
2016	Birmingham	.188	22	80	6	15	19	4	0	0	8	1	0	0	7	11	0	0	.253	.238	3
	Winston-Salem	.308	106	403	65	124	195	27	4	12	60	1	4	6	47	83	0	1	.385	.484	5
<b>MINOR TOTALS</b>		<b>.247</b>	<b>475</b>	<b>1719</b>	<b>200</b>	<b>425</b>	<b>633</b>	<b>85</b>	<b>12</b>	<b>33</b>	<b>211</b>	<b>4</b>	<b>24</b>	<b>29</b>	<b>132</b>	<b>408</b>	<b>5</b>	<b>12</b>	<b>.308</b>	<b>.368</b>	<b>62</b>

# MINOR LEAGUE PLAYERS

## BEATTY, MAX — Pitcher

Bats: Right

Throws: Right

Born: March 27, 1991, Vancouver, Wash.

Height: 6-2

Weight: 220

Resides: Vancouver, Wash.

Sox Acquisition: Signed as a free agent, June 10, 2016

**Minor League Highlights:** 2016: Went a combined 5-8 with a 3.97 ERA (36 ER/81.2 IP) and 60 strikeouts in 15 appearances between Advanced Rookie Great Falls and Class A Kannapolis ... posted a 6.0 strikeout-to-walk ratio (10 BB) ... made two starts with San Rafael of the independent Pacific Association before signing with the White Sox on 6/13. 2015: Made 15 starts between San Rafael and Wichita of the independent American Association, going 8-3 with a 3.72 ERA (39 ER/94.1 IP) and 90 strikeouts. 2013: Went a combined 1-2 with a 5.22 ERA (17 ER/29.1 IP) and 27 strikeouts over 21 appearances between the Arizona Rookie League Padres and Class A Eugene.

**Miscellaneous/Personal:** Attended Pacific Lutheran University ... started 13 games, going 7-5 with a 2.48 ERA and three complete games ... struck out 90 batters with just 13 walks after missing the entire 2012 season at Pacific Lutheran ... attended Fort Vancouver High School ... was a member of the WCL all-star and championship teams.

YEAR	CLUB	W-L	PCT	ERA	G	GS	CG	SHO	SV	IP	H	R	ER	HR	HB	BB-I	SO	WP	BK	AVG
2013	Eugene	0-1	.000	13.50	5	0	0	0	0	6.0	12	9	9	0	1	3-1	4	3	0	.400
	AZL Padres	1-1	.500	3.09	16	0	0	0	1	23.1	25	12	8	0	0	5-0	23	4	0	.275
2014	Eugene	1-1	.500	4.50	18	1	0	0	0	28.0	29	21	14	4	0	5-0	25	3	0	.257
	San Rafael	8-2	.800	3.18	14	14	3	1	0	90.2	81	33	32	4	5	18-0	89	1	0	—
2015	Wichita	0-1	.000	17.18	1	1	0	0	0	3.2	9	7	7	0	0	3-0	1	2	0	—
	San Rafael	2-0	1.000	4.38	2	2	0	0	0	12.1	9	7	6	1	0	2-0	8	1	0	—
	Great Falls	1-1	.500	6.55	2	2	0	0	0	11.0	12	8	8	3	0	1-0	14	2	0	.267
	Kannapolis	4-7	.363	3.57	13	13	1	0	0	70.2	67	37	28	7	5	9-0	46	3	0	.247
<b>MINOR TOTALS</b>		<b>7-11</b>	<b>.389</b>	<b>4.34</b>	<b>54</b>	<b>16</b>	<b>1</b>	<b>0</b>	<b>1</b>	<b>139.0</b>	<b>145</b>	<b>87</b>	<b>67</b>	<b>14</b>	<b>6</b>	<b>23-1</b>	<b>112</b>	<b>15</b>	<b>0</b>	<b>.264</b>

*Italics indicates independent or foreign league; statistics not included in totals*

## BELL, EVAN — Pitcher

Bats: Left

Throws: Right

Born: October 29, 1993, Leawood, Kan.

Height: 6-8

Weight: 215

Resides: Leawood, Kan.

Recommended/Signed By: Garrett Guest (White Sox).

Sox Acquisition: Signed as a free agent, June 18, 2016.

**Minor League Highlights:** 2016: Made 14 relief appearances for the Arizona Rookie League White Sox in his first professional season ... ranked third on the team in wins (3) ... held left-handed hitters to a .097 (3-31) average ... played in one game with the Joplin Blasters of the independent American Association before signing with the White Sox on 6/18.

**Miscellaneous/Personal:** Is a graduate of Indiana University, where he was four-year letterwinner ... posted a 3.44 ERA in 62 appearances and 20 starts ... recorded seven wins. 186.0 IP and 115 strikeouts at Indiana ... is a 2012 graduate of Blue Valley High School in Stilwell, Kan.

YEAR	CLUB	W-L	PCT	ERA	G	GS	CG	SHO	SV	IP	H	R	ER	HR	HB	BB-I	SO	WP	BK	AVG
2016	Joplin	0-0	—	0.00	1	0	0	0	0	1.0	0	0	0	0	0	0-0	0	0	0	.000
	AZL White Sox	3-1	.750	4.50	14	0	0	0	0	28.0	31	20	14	2	1	11-0	26	1	0	.270
<b>MINOR TOTALS</b>		<b>3-1</b>	<b>.750</b>	<b>4.50</b>	<b>14</b>	<b>0</b>	<b>0</b>	<b>0</b>	<b>0</b>	<b>28.0</b>	<b>31</b>	<b>20</b>	<b>14</b>	<b>2</b>	<b>1</b>	<b>11-0</b>	<b>26</b>	<b>1</b>	<b>0</b>	<b>.270</b>

*Italics indicates independent or foreign league; statistics not included in totals*

## BLAIR, CARSON — Catcher

Bats: Right

Throws: Right

Born: October 18, 1989, Carrollton, Texas

Height: 6-2

Weight: 210

Resides: Argyle, Texas

Recommended/Signed By: Kevin Bootay (White Sox).

Sox Acquisition: Signed as a free agent, January 11, 2017.

**Major League Highlights:** 2015: Made his major-league debut as a defensive replacement in the eighth inning on 9/6 vs. Seattle ... recorded his first career hit, a solo home run off Andrew Faulkner, on 9/13 at Texas.

**Minor League Highlights:** 2016: Batted a combined .250 (39-156) with seven doubles, four home runs, 21 RBI and 25 runs scored over 45 games between Class A Vermont, Class AA Midland and Class AAA Nashville in the Oakland organization and Class AA Frisco and Class AAA Round Rock in the Texas system ... was released by the A's on 7/15 and signed a minor-league deal with the Rangers on 8/5. 2015: Split time between Midland and Nashville, hitting .252 (72-286) with 18 doubles, four triples, nine home runs, 37 RBI and 33 runs scored over 88 games. 2014: Combined to hit .266 (79-297) with 25 doubles, three triples, 11 home runs, 49 RBI and 51 runs scored between Class A Salem and Class AA Portland ... ranked second on Salem in home runs (9), third in walks (48) and fourth in on-base percentage (.385) and OPS (.855). 2013: Spent the majority of the season with Salem while making three rehab appearances with Class A Lowell ... was on the disabled twice from 4/15-22 (laceration on left hand) and 6/13-7/24 (contusion on right hand). 2012: Batted .263 (21-80) in the first half of the season, compared to .153 (13-85) in the second. 2011: Was on the disabled list from 5/9-6/17 with a fractured left hand ... made three rehab starts at Lowell. 2010: Appeared in 12 games between the Gulf Coast League Red Sox and Class A Lowell, hitting a combined .237 (9-38) with one double, one home run and three RBI. 2008: Made his professional debut with the GCL Red Sox ... was drafted by Boston in the 35th round of the First-Year Player Draft.

**Miscellaneous/Personal:** Graduated from Liberty Christian High School in Argyle, Texas.

# MINOR LEAGUE PLAYERS

YEAR	CLUB	AVG	G	AB	R	H	TB	2B	3B	HR	RBI	SH	SF	HB	BB	SO	SB	CS	OBP	SLG	E
2008	GCL Red Sox	.409	6	22	2	9	13	1	0	1	9	0	1	0	0	5	0	0	.391	.591	1
2009	GCL Red Sox	.210	39	124	15	26	40	8	0	2	20	0	7	0	16	46	0	1	.286	.323	5
	Lowell	.500	1	2	0	1	2	1	0	0	0	0	0	0	1	1	0	0	.667	1.000	1
2010	GCL Red Sox	.269	8	26	7	7	11	1	0	1	3	0	0	4	10	0	0	.367	.423	1	
	Lowell	.167	4	12	0	2	2	0	0	0	1	0	0	0	1	5	0	0	.231	.167	0
2011	Greenville	.190	33	100	12	19	36	8	0	3	9	0	1	0	14	40	0	0	.287	.360	1
	Lowell	.231	3	13	1	3	4	1	0	0	0	0	0	0	6	0	0	.231	.308	0	
2012	Salem	.206	51	165	25	34	60	11	3	3	24	0	3	2	21	48	2	3	.298	.364	4
2013	Salem	.250	41	124	21	31	56	9	2	4	13	0	0	1	23	39	2	1	.372	.452	1
	Lowell	.250	3	8	1	2	3	1	0	0	1	0	1	0	4	2	0	0	.462	.375	0
2014	Salem	.261	67	238	40	62	112	19	2	9	41	0	3	2	48	88	0	0	.385	.471	9
	Portland	.288	17	59	11	17	31	6	1	2	8	0	1	1	10	19	0	0	.394	.525	0
2015	Midland	.272	55	173	24	47	88	15	4	6	29	1	1	1	33	62	1	0	.389	.509	5
	Nashville	.221	33	113	9	25	37	3	0	3	8	0	2	1	9	34	0	0	.280	.327	4
	OAKLAND	.129	11	31	3	4	7	0	0	1	3	0	0	0	4	18	0	0	.229	.226	4
2016	Vermont	.375	4	16	2	6	8	2	0	0	1	0	0	0	6	0	0	.375	.500	0	
	Frisco	.164	19	67	8	11	18	4	0	1	7	0	0	2	9	26	1	1	.282	.269	1
	Midland	.339	16	56	13	19	29	1	0	3	12	0	0	1	8	17	0	0	.431	.518	0
	Nashville	.222	3	9	2	2	2	0	0	0	1	0	0	0	1	3	0	0	.300	.222	0
	Round Rock	.125	3	8	0	1	1	0	0	0	0	0	0	0	0	6	0	0	.125	.125	2
<b>MINOR TOTALS</b>		<b>.243</b>	<b>406</b>	<b>1335</b>	<b>193</b>	<b>324</b>	<b>553</b>	<b>91</b>	<b>12</b>	<b>38</b>	<b>187</b>	<b>1</b>	<b>20</b>	<b>11</b>	<b>202</b>	<b>463</b>	<b>6</b>	<b>6</b>	<b>.342</b>	<b>.414</b>	<b>35</b>
<b>MLB TOTALS</b>		<b>.129</b>	<b>11</b>	<b>31</b>	<b>3</b>	<b>4</b>	<b>7</b>	<b>0</b>	<b>0</b>	<b>1</b>	<b>3</b>	<b>0</b>	<b>0</b>	<b>0</b>	<b>4</b>	<b>18</b>	<b>0</b>	<b>0</b>	<b>.229</b>	<b>.226</b>	<b>4</b>

## BOELTER, RYAN — Pitcher

**Bats:** Left      **Throws:** Left      **Born:** December 28, 1993, South Saint Paul, Minn.  
**Height:** 6-2      **Weight:** 240      **Resides:** South Saint Paul, Minn.

**Recommended/Signed By:** Abe Fernandez (White Sox).

**Sox Acquisition:** Selected in the 33rd round, June 2016 First-Year Player Draft.

**Minor League Highlights: 2016:** Appeared in 14 games in his first professional season with the Arizona Rookie League White Sox ... lefties went 0-15 against him ... eight of his 14 appearances were scoreless.

**Miscellaneous/Personal:** Attended Gardner Webb University ... majored in Business Administration ... posted a 4-1 record in 19 appearances (six starts) ... finished second on the team with a 3.25 ERA ... struck out 67 batters with 32 walks and limited opposing hitters to a .242 batting average ... is a 2012 graduate of South Saint Paul (Minn.) High School where he played football and baseball ... was rated as one of the Top 10 prospects in Minnesota by Minnesota Baseball Hub ... was an All-Area selection for football.

YEAR	CLUB	W-L	PCT	ERA	G	GS	CG	SHO	SV	IP	H	R	ER	HR	HB	BB-I	SO	WP	BK	AVG
2016	AZL White Sox	1-0	1.000	1.32	15	0	0	0	0	19.2	22	11	9	2	2	5-0	23	1	0	.275

## BOOKER, JOEL — Outfielder

**Bats:** Right      **Throws:** Right      **Born:** November 1, 1993, Brandon, England  
**Height:** 6-1      **Weight:** 190      **Resides:** Columbus, N.C.

**Recommended/Signed By:** J.J. Lally (White Sox).

**Sox Acquisition:** Selected in the 22nd round, June 2016 First-Year Player Draft.

**Minor League Highlights: 2016:** Combined to hit .312 (81-260) with 16 doubles, one triple, two home runs, 31 RBI, 41 stolen bases and 51 runs scored over 65 games between the Arizona Rookie League White Sox and Advanced Rookie Great Falls ... was an Arizona Rookie League postseason All-Star ... was successful on 93.1 percent (41-44) of his attempt steals ... led the AZL White Sox in average (.296), runs scored (30) and stolen bases (26), was tied for first in doubles (8), ranked third in walks (13), was tied for third in total bases (53), ranked fourth in RBI (18) and fifth in OBP (.387) ... went 4-5 with a RBI and two runs scored on 6/26 vs. the AZL Diamondbacks ... hit safely in seven straight games from 7/26-8/2, batting .364 (12-33) with three doubles, five RBI, three walks and eight runs scored.

**Miscellaneous/Personal:** Attended the University of Iowa ... was an ABCA/Rawlings First-Team All-Mideast Region honoree and first-team All-Big Ten ... became Iowa's first outfielder to earn First-Team honors since 2009 ... was selected to the Big Ten All-Tournament Team ... was a semifinalist for the Gregg Olson Breakout Player of the Year Award ... was selected as the player with the best outfield arm leading into 2016 by *Baseball America* ... attended Indian Hills Community College ... was an honorable mention All-American and First-Team All-Region honoree as a sophomore ... was selected as the Iowa Community College Athletic Conference Athlete of the Week on April 24 ... graduated from Polk County High School in Columbus, N.C. ... was named NCBCA All-State Division 2A honoree in 2011 and 2012 ... was rated by ESPN.com as one of the top outfielders in the state of North Carolina ... hit .529 with a 1.000 slugging and .625 on-base percentage with 14 multihomer games as a junior in high school ... was rated by MLB.com as the No. 2 International Prospect in 2013.

YEAR	CLUB	AVG	G	AB	R	H	TB	2B	3B	HR	RBI	SH	SF	HB	BB	SO	SB	CS	OBP	SLG	E
2016	AZL White Sox	.296	33	135	30	40	53	8	1	1	18	0	0	7	13	27	26	1	.387	.393	2
	Great Falls	.328	32	125	21	41	52	8	0	1	13	2	0	6	14	22	15	2	.421	.416	6
<b>MINOR TOTALS</b>		<b>.312</b>	<b>65</b>	<b>260</b>	<b>51</b>	<b>81</b>	<b>105</b>	<b>16</b>	<b>1</b>	<b>2</b>	<b>31</b>	<b>2</b>	<b>0</b>	<b>13</b>	<b>27</b>	<b>27</b>	<b>41</b>	<b>3</b>	<b>.403</b>	<b>.404</b>	<b>8</b>



# MINOR LEAGUE PLAYERS

## BOURGEOIS, JASON — Outfielder

**Bats:** Right

**Throws:** Right

**Born:** January 4, 1982, Houston, Texas

**Height:** 5-9

**Weight:** 195

**Resides:** Studio City, Calif.

**Recommended/Signed By:** Bill Young and Bruce Benedict (White Sox)

**Sox Acquisition:** Signed as a free agent, January 7, 2017.

**Major League Highlights:** **2011:** Recorded career-high marks with 70 hits, 16 RBI, 31 stolen bases and games played (93) with Houston ... earned the Astros' Darryl Kile and Heart and Hustle Awards. **2009:** Collected his first major-league RBI in his first career start on 8/14 vs. Houston ... connected on his first major-league home run, a solo-shot off Zach Duke, on 8/28 vs. Pittsburgh. **2008:** Made his major-league debut with the White Sox as a defensive substitution on 9/9 vs. Toronto ... recorded his first career hit, a double off Chris Britton, on 9/18 at New York-AL.

**Minor League Highlights:** **2016:** Combined to hit .292 (131-449) with 25 doubles, four triples, three home runs, 47 RBI, 19 stolen bases and 49 runs scored over 122 games between Class AAA Reno and Class AAA Charlotte ... was traded by Arizona to the White Sox in exchange for cash on 5/16. **2015:** Signed by Arizona as a free agent on 12/11. **2014:** Played in a team-high 136 games for Class AAA Louisville ... was named Most Valuable Player on Louisville ... led the Bats in hits (153), triples (3), walks (40) and stolen bases (24). **2012:** Was traded by Houston with catcher Humberto Quintero to Kansas City in exchange for pitcher Kevin Chapman and a PTBNL (OF Tony D'Andre). **2009:** Earned Pacific Coast League Player of the Week honors on 6/15 after hitting .520 (13-25) with two doubles, five RBI, six runs scored and four stolen bases ... was claimed by Houston off waivers from Milwaukee on 10/26. **2008:** Played in 41 games with Los Mochis in the Mexican Winter League, hitting .342. **2007:** Combined to hit .306 (153-500) with 28 doubles, six triples, nine homers and 38 stolen bases at Class AAA Charlotte and Class AA Birmingham ... batted .279 in 55 games with Los Mochis in the MWL. **2006:** Tied for fourth in the Texas League in triples (7) and ranked fifth in steals (23). **2005:** Was claimed by Atlanta off waivers from Texas on 3/23 ... was selected by Seattle from Atlanta in the Rule 5 Draft on 12/19. **2004:** Ranked among Texas League leaders in games (1st, 138), triples (2nd, 7) and steals (5th, 30). **2003:** Batted a combined .296 (142-479) with 27 doubles, seven triples, eight home runs, 55 RBI, 19 stolen bases and 103 runs scored over 124 games between Class A Stockton and Class AA Frisco ... played for Peoria in the Arizona Fall League. **2002:** Combined to hit .251 (138-549) with 22 doubles, five triples, eight home runs, 53 RBI, 23 steals and 77 runs scored in 136 games between Class A Savannah and Class A Port Charlotte ... won the Fastest Man contest at the South Atlantic League All-Star Game. **2001:** Led the Appalachian League in runs (60), tied for second in hits (21) and ranked third in stolen bases (9) ... was named to the APPY postseason All-Star team. **2000:** Made his professional debut with the Gulf Coast League Rangers ... was selected by Texas in the second round of the First-Year Player Draft.

**Miscellaneous/Personal:** Is a 2010 graduate of Forest Brook High School in Houston, Texas ... played little league baseball in East Houston with major-leaguers Michael Bourn and Carl Crawford.

YEAR	CLUB	AVG	G	AB	R	TB	2B	3B	HR	RBI	SH	SF	HB	BB	SO	SB	CS	OBP	SLG	E	
2000	GCL Rangers	.239	24	88	18	21	25	4	0	6	2	0	2	14	15	9	2	.356	.284	3	
2001	Pulaski	.311	62	251	60	78	115	12	2	7	34	0	1	6	26	47	21	7	.387	.458	18
2002	Port Charlotte	.185	9	27	5	5	61	0	0	4	2	8	1	0	2	4	1	1	.233	.222	4
	Savannah	.255	127	522	72	133	188	21	5	8	49	0	5	11	40	66	22	11	.318	.360	39
2003	Frisco	.252	55	202	28	51	76	5	4	4	21	4	4	2	16	45	3	1	.308	.376	9
	Stockton	.329	69	277	75	91	131	22	3	4	34	3	2	7	36	33	16	3	.416	.473	20
2004	Frisco	.255	138	530	73	135	174	19	7	2	58	2	4	3	44	81	30	10	.313	.328	16
2005	Richmond	.240	119	388	33	93	123	20	2	2	16	3	2	4	31	57	8	5	.301	.317	17
2006	San Antonio	.277	107	411	65	114	162	22	7	4	38	4	5	3	37	66	23	7	.338	.394	5
2007	Charlotte	.311	84	338	51	105	150	18	3	7	34	3	1	3	29	49	23	6	.369	.444	9
	Birmingham	.296	43	162	25	48	70	10	3	2	20	2	3	1	16	20	15	3	.357	.432	5
2008	WHITE SOX	.333	6	3	0	1	2	1	0	0	0	0	0	0	0	0	0	0	.333	.667	0
	Charlotte	.286	127	510	83	146	206	23	5	9	48	9	2	5	33	65	30	11	.335	.404	6
2009	MILWAUKEE	.189	24	37	6	7	10	0	0	1	3	0	0	0	3	7	3	0	.250	.270	0
	Nashville	.316	105	424	61	134	170	18	6	2	41	2	2	4	22	40	36	7	.354	.401	8
2010	Round Rock	.345	65	235	37	81	112	10	3	5	28	2	0	3	21	28	18	6	.405	.477	3
	HOUSTON	.220	69	123	16	27	33	4	1	0	3	0	0	0	13	16	12	4	.294	.268	0
2011	Oklahoma City	.444	4	18	4	8	13	3	1	0	1	0	0	0	1	1	0	1	.474	.722	1
	Corpus Christi	.200	2	10	1	2	2	0	0	0	0	0	0	0	0	1	0	0	.200	.200	0
	GCL Astros	.300	3	10	1	3	3	0	0	4	0	0	0	1	2	0	0	0	.364	.300	0
	HOUSTON	.294	93	238	30	70	85	8	2	1	16	4	0	0	10	24	31	6	.323	.357	1
2012	Omaha	.243	60	222	41	54	72	7	1	3	8	2	0	2	21	24	7	5	.314	.324	0
	KANSAS CITY	.258	30	62	10	16	20	2	1	0	5	0	0	4	4	5	4	0	.303	.323	3
2013	Durham	.290	90	348	52	101	128	15	3	2	61	6	0	31	38	22	6	.343	.368	5	
	TAMPA BAY	.188	9	16	2	3	6	0	0	1	2	0	0	2	4	0	0	0	.278	.375	0
2014	Louisville	.278	136	551	76	153	200	29	3	4	43	3	3	3	40	51	24	9	.328	.363	3
	CINCINNATI	.242	18	33	5	8	10	0	1	0	1	0	0	1	6	0	0	0	.265	.303	1
2015	Louisville	.309	14	55	8	17	21	2	1	0	7	1	0	1	3	5	1	1	.356	.382	1
	CINCINNATI	.240	68	196	28	47	65	5	2	3	14	1	0	1	14	33	3	1	.294	.332	2
2016	Reno	.356	33	104	13	37	46	2	2	0	9	0	0	5	13	5	2	3	.385	.442	0
	Charlotte	.272	89	345	36	94	127	20	2	3	38	2	3	1	23	32	14	3	.317	.368	4
<b>MINOR TOTALS</b>		<b>.283</b>	<b>1565</b>	<b>6028</b>	<b>918</b>	<b>1704</b>	<b>2320</b>	<b>286</b>	<b>63</b>	<b>68</b>	<b>602</b>	<b>58</b>	<b>44</b>	<b>61</b>	<b>492</b>	<b>782</b>	<b>329</b>	<b>107</b>	<b>.341</b>	<b>.385</b>	<b>176</b>
<b>A.L. TOTALS</b>		<b>.247</b>	<b>45</b>	<b>81</b>	<b>12</b>	<b>20</b>	<b>28</b>	<b>3</b>	<b>1</b>	<b>1</b>	<b>7</b>	<b>0</b>	<b>0</b>	<b>6</b>	<b>8</b>	<b>5</b>	<b>4</b>	<b>.305</b>	<b>.455</b>	<b>3</b>	
<b>N.L. TOTALS</b>		<b>.254</b>	<b>272</b>	<b>627</b>	<b>85</b>	<b>159</b>	<b>203</b>	<b>17</b>	<b>6</b>	<b>5</b>	<b>37</b>	<b>5</b>	<b>0</b>	<b>1</b>	<b>41</b>	<b>86</b>	<b>49</b>	<b>11</b>	<b>.285</b>	<b>.306</b>	<b>4</b>
<b>MLB TOTALS</b>		<b>.253</b>	<b>317</b>	<b>708</b>	<b>97</b>	<b>179</b>	<b>231</b>	<b>20</b>	<b>7</b>	<b>6</b>	<b>44</b>	<b>5</b>	<b>0</b>	<b>1</b>	<b>47</b>	<b>94</b>	<b>54</b>	<b>15</b>	<b>.300</b>	<b>.326</b>	<b>7</b>

# MINOR LEAGUE PLAYERS

## BRENNAN, BRANDON — Pitcher

**Bats:** Right      **Throws:** Right      **Born:** July 26, 1991, Mission Viejo, Calif.  
**Height:** 6-4      **Weight:** 225      **Resides:** San Juan Capistrano, Calif.

**Recommended/Signed By:** Mike Baker (White Sox).

**Sox Acquisition:** Selected in the fourth round, June 2012 First-Year Player Draft.

**Minor League Highlights: 2016:** Combined to go 3-12 with a 6.78 ERA (78 ER/103.1 IP) and 78 strikeouts over 31 appearances (15 starts) between Class A Winston-Salem and Class AA Birmingham. **2015:** Began the season on the disabled list with a strain in his chest ... was reinstated on 6/15 ... went 2-2 with a 2.83 ERA (9 ER/28.2 IP) and 24 strikeouts over five starts in July ... was on the disabled list for a second time from 8/6-22 with a blister on his right middle finger ... tossed 11.0 consecutive scoreless IP over his last three starts ... made six appearances (five starts) with Glendale in the Arizona Fall League, going 0-1 with a 3.00 ERA (6 ER/18.0 IP) and 13 strikeouts. **2014:** Went 5-1 with a 2.94 ERA (22 ER/67.1 IP) and 49 strikeouts in 14 starts between Advanced Rookie Great Falls, Class A Kannapolis and Winston-Salem ... began the season on the disabled list with a right elbow injury ... was reinstated on 7/15 after making five rehab starts with Great Falls.

**Miscellaneous/Personal:** Attended the University of Oregon and Orange Coast (Calif.) College ... is a 2010 graduate of Capistrano Valley (Calif.) High School ... was drafted by Colorado in the 40th round of the 2010 draft but did not sign.

YEAR	CLUB	W-L	PCT	ERA	G	GS	CG	SHO	SV	IP	H	R	ER	HR	HB	BB-I	SO	WP	BK	AVG
2012	Great Falls	3-2	.600	4.34	14	7	0	0	0	37.1	44	27	18	2	16-0	31	5	1	.297	
2013	Kannapolis	4-9	.308	5.53	15	15	0	0	0	81.1	99	66	50	7	3	27-0	54	8	1	.298
2014	Great Falls	1-1	.500	3.20	5	5	0	0	0	19.2	17	8	7	2	2	7-0	12	3	0	.243
	Kannapolis	2-0	1.000	2.55	3	3	0	0	0	17.2	11	5	5	0	0	6-0	15	0	0	.172
	Winston-Salem	2-0	1.000	2.93	6	6	0	0	0	30.2	32	11	10	1	1	12-0	22	1	0	.268
2015	Winston-Salem	3-4	.429	3.55	12	12	0	0	0	58.1	55	29	23	2	0	24-0	39	8	2	.247
2016	Winston-Salem	1-4	.200	4.54	7	7	2	1	0	37.2	44	19	19	1	1	11-0	24	3	0	.297
	Birmingham	2-8	.200	8.09	24	8	0	0	0	65.2	90	63	59	5	4	29-0	54	6	0	.331
<b>MINOR TOTALS</b>		<b>18-28</b>	<b>.391</b>	<b>4.93</b>	<b>86</b>	<b>63</b>	<b>2</b>	<b>1</b>	<b>0</b>	<b>348.1</b>	<b>392</b>	<b>228</b>	<b>191</b>	<b>20</b>	<b>13</b>	<b>132-0</b>	<b>251</b>	<b>34</b>	<b>4</b>	<b>.286</b>

## BUENO, RONALD — Infielder

**Bats:** Switch      **Throws:** Right      **Born:** October 4, 1992, Santiago, Dominican Republic  
**Height:** 5-10      **Weight:** 154      **Resides:** Sanitago, Dominican Republic

**Recommended/Signed By:** Chris Lein (White Sox).

**Sox Acquisition:** Signed as a free agent, November 21, 2016.

**Minor League Highlights: 2016:** Played in 64 games between Class A Daytona and Class AA Pensacola, batting a combined .245 (45-184) with 10 doubles, one triple and three home runs. **2015:** Combined to hit .256 (86-336) with 14 doubles, seven triples, one homer, 34 RBI, 49 runs scored and 16 stolen bases between Class A Daytona and Daytona. **2013:** Hit .280 (49-175) over 53 games between Advanced Rookie League Billings and the Arizona League Reds ... was recognized by MiLB.com as an organizational All-Star. **2012:** Combined to bat .250 (33-132) in 38 games between the Dominican Summer League Reds and AZL Reds. **2011:** Played in 60 games with the DSL Reds ... led the team in runs (33) and ranked second in hits (53), triples (3) and stolen bases (13). **2010:** Made his professional debut with the DSL Reds, where he ranked second on the team in games (67), at-bats (224), runs (37), hits (65), triples (4) and stolen bases (12).

YEAR	CLUB	AVG	G	AB	R	H	TB	3B	HR	RBI	SH	SF	HB	BB	SO	SB	CS	OBP	SLG	E	
2010	DSL Reds	.290	67	224	37	65	80	7	4	0	21	5	3	5	41	35	12	0	.407	.357	10
2011	DSL Reds	.279	60	190	33	53	64	5	3	0	15	6	2	3	35	36	13	6	.396	.337	23
2012	AZL Reds	.417	5	12	3	5	8	1	1	0	3	0	0	0	4	0	1	1	.563	.667	1
	DSL Reds	.233	33	120	25	28	44	4	3	2	10	2	0	2	25	14	12	3	.374	.367	5
2013	AZL Reds	.333	5	18	4	6	10	2	1	0	0	0	0	2	2	1	0	.400	.556	0	
	Billings	.274	48	157	28	43	56	7	3	0	5	6	3	0	14	22	4	1	.328	.357	16
2014	Dayton	.253	54	182	19	46	59	7	3	0	13	7	0	2	13	39	4	5	.310	.324	8
2015	Daytona	.226	32	106	15	24	29	3	1	0	12	1	4	1	9	24	4	3	.283	.274	4
	Dayton	.270	61	230	34	62	88	11	6	1	22	7	3	3	28	50	12	2	.352	.383	5
2016	Pensacola	.242	24	33	6	8	8	0	0	0	3	0	1	0	5	12	0	1	.333	.242	3
	Daytona	.245	40	151	25	37	58	10	1	3	15	1	0	0	21	28	4	1	.337	.384	12
<b>MINOR TOTALS</b>		<b>.265</b>	<b>429</b>	<b>1423</b>	<b>229</b>	<b>377</b>	<b>504</b>	<b>57</b>	<b>26</b>	<b>6</b>	<b>119</b>	<b>35</b>	<b>16</b>	<b>16</b>	<b>197</b>	<b>262</b>	<b>67</b>	<b>32</b>	<b>.357</b>	<b>.354</b>	<b>87</b>

## CALL, ALEX — Outfielder

**Bats:** Right      **Throws:** Right      **Born:** September 27, 1994, Burnsville, Minn.  
**Height:** 6-0      **Weight:** 180      **Resides:** Roberts, Wis.

**Recommended/Signed By:** Garrett Guest (White Sox).

**Sox Acquisition:** Selected in the third round, June 2016 First-Year Player Draft.

**Minor League Highlights: 2016:** Combined to hit .308 (90-292) with 20 doubles, one triple, six home runs, 36 RBI and 42 runs scored in 73 games between Advanced Rookie Great Falls and Class A Kannapolis ... batted .393 (22-56) against lefties and .288 (68-236) vs. right-handers ... all six of his home runs came against righties ... recorded eight-game hitting streaks from 6/29-7/7 (.313, 10-32) and 8/1-9 (.355, 11-31).

**Miscellaneous/Personal:** Attended Ball State University, where he hit .351 (238-679) with 19 home runs and 110 RBI over three seasons ... named a 2016 Louisville Slugger First-Team All-American ... was the 2016 MAC Player of the Year ... majored in entrepreneurial management ... is a 2013 graduate of River Falls (Wis.) High School ... mother, Katy, played volleyball at Bethel College.

YEAR	CLUB	AVG	G	AB	R	H	TB	2B	3B	HR	RBI	SH	SF	HB	BB	SO	SB	CS	OBP	SLG	E
2016	Great Falls	.308	27	107	19	33	47	3	1	3	17	1	0	7	19	18	4	4	.444	.439	1
	Kannapolis	.308	46	185	23	57	83	17	0	3	18	1	1	1	15	40	10	2	.361	.449	0
<b>MINOR TOTALS</b>		<b>.308</b>	<b>73</b>	<b>292</b>	<b>42</b>	<b>90</b>	<b>130</b>	<b>20</b>	<b>1</b>	<b>6</b>	<b>35</b>	<b>2</b>	<b>1</b>	<b>8</b>	<b>34</b>	<b>58</b>	<b>14</b>	<b>6</b>	<b>.394</b>	<b>.445</b>	<b>1</b>

# MINOR LEAGUE PLAYERS

## CASHMAN, PATRICK — Pitcher

**Bats:** Right **Throws:** Right **Born:** November 1, 1992, Plainfield, Ill.  
**Height:** 5-11 **Weight:** 180 **Resides:** Plainfield, Ill.

**Recommended/Signed By:** Warren Hughes (White Sox).

**Sox Acquisition:** Selected in the 30th round, June 2016 First-Year Player Draft.

**Minor League Highlights: 2016:** Made his professional debut with the Arizona Rookie League White Sox.

**Miscellaneous/Personal:** Attended Southeastern Louisiana University ... majored in general studies with a focus in kinesiology ... posted a 4-4 record with a 6.25 ERA (51.1 IP) and 87 strikeouts in 14 appearances (11 starts) for the Lions ... is a 2011 graduate of Plainfield (Ill.) North High School ... earned All-Conference and All-Area honors.

YEAR	CLUB	W-L	PCT	ERA	G	GS	CG	SHO	SV	IP	H	R	ER	HR	HB	BB-I	SO	WP	BK	AVG
2016	AZL White Sox	0-1	.000	27.00	2	0	0	0	0	1.0	5	4	3	0	0	0-0	0	0	0	.556

## CAUSEY, NATE — Catcher

**Bats:** Left **Throws:** Right **Born:** March 6, 1993, Chandler, Ariz.  
**Height:** 6-2 **Weight:** 235 **Resides:** Gilbert, Ariz.

**Recommended/Signed By:** Alan Regier (White Sox).

**Sox Acquisition:** Signed as a free agent, December 12, 2016.

**Minor League Highlights: 2016:** Spent the entire season with Traverse City of the independent Frontier League. **2015:** Hit a combined .228 (21-92) with four doubles, two triples, three home runs and 24 RBI between Class A Asheville and Class A Boise in the Colorado organization. **2014:** Was selected by the Rockies in the 19th round of the First-Year Player Draft.

**Miscellaneous/Personal:** Attended Arizona State University ... was named First-Team All Pac-12 ... started 50 games in his last season for the Sun Devils ... accumulated a .300 average with 125 hits, 24 doubles, two triples, 10 home runs, 72 RBI and 66 runs scored in his three seasons at ASU ... is a 2011 graduate of Gilbert (Ariz.) High School ... was named to the All-State Team.

YEAR	CLUB	AVG	G	AB	R	H	TB	2B	3B	HR	RBI	SH	SF	HB	BB	SO	SB	CS	OBP	SLG	E
2014	Grand Junction	.221	39	113	27	25	47	10	0	1	4	27	39	2	1	.386	.416	3			
2015	Asheville	.250	3	12	2	3	6	0	0	1	3	0	0	2	6	0	0	.357	.500	0	
	Boise	.225	25	80	8	18	32	4	2	2	21	0	1	0	19	24	0	.370	.400	0	
2016	Traverse City	.208	13	48	3	10	12	2	0	0	7	0	0	1	5	15	0	.296	.250	0	
<b>MINOR TOTALS</b>		<b>.224</b>	<b>67</b>	<b>205</b>	<b>37</b>	<b>46</b>	<b>85</b>	<b>14</b>	<b>2</b>	<b>7</b>	<b>43</b>	<b>0</b>	<b>2</b>	<b>4</b>	<b>48</b>	<b>65</b>	<b>2</b>	<b>1</b>	<b>.378</b>	<b>.415</b>	<b>3</b>

*Italics indicates independent or foreign league; statistics not included in totals*

## CHALAS, MIGUEL — Pitcher

**Bats:** Right **Throws:** Right **Born:** June 27, 1992, Seibo, Dominican Republic  
**Height:** 5-11 **Weight:** 155 **Resides:** Seibo, Dominican Republic

**Recommended/Signed By:** John Tumminia (White Sox).

**Sox Acquisition:** Obtained from Baltimore with RHP Mark Blackmar in exchange for OF Alejandro De Aza, August 30, 2014.

**Minor League Highlights: 2016:** Missed the entire season after undergoing right knee surgery. **2015:** Combined to go 4-6 with a 4.73 ERA (37 ER/70.1 IP) and 54 strikeouts in 37 games with Class AA Birmingham and Class AAA Charlotte. **2014:** Combined to go 3-4 with a 4.48 ERA (38 ER/76.1 IP) and 54 strikeouts in 30 games with Class A Frederick and Class AAA Norfolk in the Baltimore organization ... did not make an appearance after being traded by the Orioles with pitcher Mark Blackmar to the White Sox in exchange for outfielder Alejandro De Aza on 8/30. **2013:** Split the season between Class A Delmarva and Frederick, going 2-4 with a 3.48 ERA (34 ER/88.0 IP) and 58 strikeouts in 35 appearances. **2012:** Led Delmarva in wins (9) and ranked third in IP (113.0), starts (21) and strikeouts (76). **2011:** Went 5-4 with a 3.24 ERA (18 ER/50.0 IP) and 48 strikeouts in 12 appearances (eight starts) between the Gulf Coast Orioles and Class A Aberdeen.

YEAR	CLUB	W-L	PCT	ERA	G	GS	CG	SHO	SV	IP	H	R	ER	HR	HB	BB-I	SO	WP	BK	AVG
2010	DSL Orioles	5-1	.833	1.72	14	13	2	0	0	78.1	56	21	15	1	6	16-0	64	2	0	.196
2011	GCL Orioles	5-3	.625	2.93	11	7	0	0	0	46.0	46	17	15	1	4	8-0	42	2	1	.266
	Aberdeen	0-1	.000	6.75	1	1	0	0	0	4.0	7	5	3	0	0	0-0	6	2	0	.368
2012	Delmarva	9-8	.529	5.02	24	21	0	0	0	113.0	128	76	63	11	8	43-0	76	6	1	.293
2013	Delmarva	1-1	.500	3.24	13	0	0	0	0	33.1	28	14	12	2	2	11-0	29	1	1	.231
	Frederick	1-3	.250	3.62	22	0	0	2	2	54.2	59	23	22	6	5	10-0	29	1	0	.284
2014	Frederick	2-3	.400	4.80	28	0	0	0	0	69.1	76	41	37	7	0	20-0	49	5	1	.276
	Norfolk	1-1	.500	1.29	2	0	0	0	0	7.0	2	1	1	1	0	6-0	5	0	0	.091
2015	Birmingham	3-0	1.000	2.03	14	0	0	0	0	26.2	15	6	6	0	0	4-0	19	0	0	.163
	Charlotte	1-6	.143	6.39	23	4	0	0	0	43.2	53	31	31	5	2	15-1	35	0	1	.298
2016	DID NOT PLAY DUE TO INJURY																			
<b>MINOR TOTALS</b>		<b>28-27</b>	<b>.509</b>	<b>3.88</b>	<b>152</b>	<b>46</b>	<b>2</b>	<b>0</b>	<b>2</b>	<b>476.0</b>	<b>470</b>	<b>235</b>	<b>205</b>	<b>34</b>	<b>27</b>	<b>133-1</b>	<b>354</b>	<b>19</b>	<b>5</b>	<b>.260</b>

## CHARLESTON, JACK — Pitcher

**Bats:** Left **Throws:** Right **Born:** September 14, 1992, Jacksonville, Fla.  
**Height:** 6-5 **Weight:** 165 **Resides:** Gainesville, Fla.

**Recommended/Signed By:** Warren Hughes (White Sox).

**Sox Acquisition:** Selected in the 30th round, June 2015 First-Year Player Draft.

**Minor League Highlights: 2016:** Went 2-6 with a 3.27 ERA (23 ER/63.1 IP), 53 strikeouts and five saves in 32 relief appearances ... made two starts, going 0-1 with a 3.00 ERA (2 ER/6.0 IP) and five strikeouts ... posted a 2.06 ERA (10 ER/43.2 IP) in the second half of the season (5.26 mark in the first half). **2015:** Made 16 relief appearances for the Arizona League White Sox, tied for the team lead ... posted a 3.18 ERA (2 ER/5.2 IP) over his last six outings (5.83 ERA over his first 10).

**Miscellaneous/Personal:** Attended Faulkner University ... went 10-1 with a 1.70 ERA (19 ER/100.2 IP) and 83 strikeouts as a sophomore ... his father, Greg, played for the Mets from 1977-78 ... is a graduate of Buchholz High School in Gainesville, Fla.

# MINOR LEAGUE PLAYERS

YEAR	Club	W-L	PCT	ERA	G	GS	CG	SHO	SV	IP	H	R	ER	HR	HB	BB-I	SO	WP	BK	AVG
2015	AZL White Sox	0-2	.000	5.00	16	0	0	0	1	18.0	17	16	10	0	3	6-0	18	3	0	.236
2016	Kannapolis	2-7	.222	3.25	34	2	0	0	5	69.1	75	30	25	3	4	15-1	58	5	0	.277
<b>MINOR TOTALS</b>		<b>2-9</b>	<b>.182</b>	<b>3.61</b>	<b>50</b>	<b>2</b>	<b>0</b>	<b>0</b>	<b>6</b>	<b>87.1</b>	<b>92</b>	<b>46</b>	<b>35</b>	<b>3</b>	<b>7</b>	<b>21-1</b>	<b>76</b>	<b>8</b>	<b>0</b>	<b>.268</b>

## CHERRY, TAYLORE — Pitcher

**Bats:** Right      **Throws:** Right      **Born:** June 24, 1993, Dayton, Ohio  
**Height:** 6-8      **Weight:** 295      **Resides:** Dayton, Ohio

**Recommended/Signed By:** Phil Gulley (White Sox).

**Sox Acquisition:** Selected in the 32nd round, June 2015 First-Year Player Draft.

**Minor League Highlights: 2016:** Went a combined 1-6 with a 3.79 ERA (26 ER/61.2 IP) and 63 strikeouts in 40 appearances between Class A Kannapolis and Class A Winston-Salem. **2015:** Combined to go 1-1 with a 0.36 ERA (1 ER/25.1 IP) and 29 strikeouts in 16 appearances between the Arizona League White Sox and Advanced Rookie Great Falls ... led all AZL White Sox relievers with a 0.42 ERA (1 ER/21.1 IP) ... tossed 2.0 scoreless IP in relief in his only appearance during the AZL playoffs.

**Miscellaneous/Personal:** Attended the University of North Carolina ... went 3-3 with a 4.75 ERA (28 ER/53.0 IP) and 30 strikeouts in 20 appearances (eight starts) over his two seasons with the Tar Heels ... is a graduate of Butler High School in Vandalia, Ohio.

YEAR	CLUB	W-L	PCT	ERA	G	GS	CG	SHO	SV	IP	H	R	ER	HR	HB	BB-I	SO	WP	BK	AVG
2015	AZL White Sox	1-1	.500	0.42	14	0	0	0	1	21.1	10	7	1	0	5	9-0	24	1	1	.135
	Great Falls	0-0	.000	0.00	2	0	0	0	1	4.0	1	0	0	0	0	3-0	5	1	0	.077
2016	Kannapolis	1-4	.200	2.42	30	0	0	0	7	44.2	40	15	12	2	6	8-1	51	4	1	.233
	Winston-Salem	0-2	.000	7.41	10	0	0	0	0	17.0	26	14	14	0	1	8-1	12	2	0	.356
<b>MINOR TOTALS</b>		<b>2-7</b>	<b>.222</b>	<b>2.79</b>	<b>56</b>	<b>0</b>	<b>0</b>	<b>0</b>	<b>9</b>	<b>87.0</b>	<b>77</b>	<b>36</b>	<b>27</b>	<b>2</b>	<b>12</b>	<b>28-2</b>	<b>92</b>	<b>8</b>	<b>2</b>	<b>.232</b>

## COMITO, CHRIS — Pitcher

**Bats:** Right      **Throws:** Right      **Born:** June 25, 1996, Des Moines, Iowa  
**Height:** 6-5      **Weight:** 220      **Resides:** Norwalk, Iowa

**Recommended/Signed By:** J.J. Lally (White Sox).

**Sox Acquisition:** Selected in the 15th round, June 2015 First-Year Player Draft.

**Minor League Highlights: 2016:** Combined to go 9-8 with a 4.42 ERA (63 ER/128.1 IP) and 116 strikeouts in 23 starts between Advanced Rookie Great Falls and Class A Kannapolis ... led the Pioneer League in strikeouts (89), opponents average (.217) and IP (86.2) and ranked second in wins (8), WHIP (0.99) and ERA (3.43) ... was named to the PL postseason All-Star Team ... earned PL Pitcher of Week honors from 7/25-31 and 8/22-28 ... ranked among organizational leaders in wins (T3rd), strikeouts (T5th) and IP (10th). **2015:** Finished third in the Arizona Rookie League in wins (5) ... ranked among the AZL White Sox leaders in wins (T1st), starts (T1st, 11) and IP (2nd, 57.0) ... went 3-1 with a 2.10 ERA (7 ER/30.0 IP) over seven appearances (five starts) during the first half of the season, compared to 2-1 with a 4.67 ERA (14 ER/27.0 IP) in six starts over the second half ... earned the win in the AZL championship game on 9/2 at the Mariners, allowing one run on two hits over 5.0 IP.

**Miscellaneous/Personal:** Graduated in 2015 from Norwalk (Iowa) Community High School ... received First-Team All-State, All-Conference and All-District in 2013 and 2014.

YEAR	CLUB	W-L	PCT	ERA	G	GS	CG	SHO	SV	IP	H	R	ER	HR	HB	BB-I	SO	WP	BK	AVG
2015	AZL White Sox	5-2	.714	3.32	13	11	0	0	0	57.0	63	32	21	5	4	16-0	33	2	1	.285
2016	Kannapolis	1-7	.125	6.48	9	9	0	0	0	41.2	57	36	30	4	0	11-0	27	2	3	.310
	Great Falls	8-1	.889	3.43	14	14	1	1	0	*86.2	71	40	33	7	5	15-0	*89	9	3	*.217
<b>MINOR TOTALS</b>		<b>14-10</b>	<b>.583</b>	<b>4.08</b>	<b>36</b>	<b>34</b>	<b>1</b>	<b>1</b>	<b>0</b>	<b>185.1</b>	<b>191</b>	<b>108</b>	<b>84</b>	<b>16</b>	<b>9</b>	<b>42-0</b>	<b>149</b>	<b>13</b>	<b>7</b>	<b>.261</b>

\*Led League

## CONLAN, BRADY — Infielder

**Bats:** Right      **Throws:** Right      **Born:** August 21, 1993, Northridge, Calif.  
**Height:** 6-1      **Weight:** 210      **Resides:** Canoga Park, Calif.

**Recommended/Signed By:** Noah St. Urbain (White Sox).

**Sox Acquisition:** Selected in the 24th round, June 2016 First-Year Player Draft.

**Minor League Highlights: 2016:** Made his professional debut with Advanced Rookie League Great Falls ... recorded a 19-game hitting streak from 6/17-7/7, the second-longest streak in the Pioneer League ... batted .366 (30-82) with eight doubles, three home runs, 11 RBI and a .402 on-base percentage during the streak ... finished 10th among White Sox farmhands in batting average (.281).

**Miscellaneous/Personal:** Attended Cal State Dominguez Hills ... majored in kinesiology ... was named First-Team All-CCAA ... led the CCAA in hits (78), finished second in batting average (.413) and third in doubles (15) ... had a career-best, 23-game hitting streak ... played for the Philippines National Team in the World Baseball Classic Qualifier in 2013 ... is a 2011 graduate of Chatsworth (Calif.) High School ... was named First-Team in the CIF ... led Chatsworth to back-to-back league titles as a freshman and sophomore ... graduated with a 3.8 GPA.

YEAR	CLUB	AVG	G	AB	R	H	TB	2B	3B	HR	RBI	SH	SF	HB	BB	SO	SB	CS	OBP	SLG	E
2016	Great Falls	.281	67	274	38	77	118	15	1	8	41	3	2	5	12	50	4	0	.321	.431	16

## Winston-Salem President Named Executive of the Year

Class A Winston-Salem President Geoff Lassiter was named the 2016 Calvin Falwell Executive of the Year in the Carolina League. Lassiter is the second Dash front office member to receive the award, joining Ryan Manuel in 2010. Lassiter joined Winston-Salem's front office team in 2010.

# MINOR LEAGUE PLAYERS

## COOPER, JACOB — Catcher

Bats: Right  
Height: 5-10

Throws: Right  
Weight: 221

Born: June 1, 1996, Modesto, Calif.  
Resides: Modesto, Calif.

**Recommended/Signed By:** Adam Virchis (White Sox).

**Sox Acquisition:** Selected in the 20th round, June 2015 First-Year Player Draft.

**Minor League Highlights: 2016:** Went 21-65 (.323) in the first half of the season, compared to 15-80 (.188) in the second half.

**2015:** Made his professional debut with the Arizona Rookie League White Sox.

**Miscellaneous/Personal:** Attended Modesto (Calif.) Junior College ... studied kinesiology ... hit .286 (42-147) with six doubles, four triples and 20 RBI as a freshman ... is a graduate of James C. Enochs High School in Modesto, Calif.

YEAR	CLUB	AVG	G	AB	R	H	TB	2B	3B	HR	RBI	SH	SF	HB	BB	SO	SB	CS	OBP	SLG	E
2015	AZL White Sox	.197	29	71	9	14	17	3	0	0	7	1	2	4	7	17	1	0	.298	.239	3
2016	AZL White Sox	.248	37	145	24	36	59	7	2	4	19	1	2	5	10	38	1	0	.315	.407	7
<b>MINOR TOTALS</b>		<b>.231</b>	<b>66</b>	<b>216</b>	<b>33</b>	<b>50</b>	<b>76</b>	<b>10</b>	<b>2</b>	<b>4</b>	<b>26</b>	<b>2</b>	<b>4</b>	<b>9</b>	<b>17</b>	<b>55</b>	<b>2</b>	<b>0</b>	<b>.309</b>	<b>.352</b>	<b>10</b>

## COOPER, MATT — Pitcher

Bats: Right  
Height: 6-0

Throws: Right  
Weight: 190

Born: September 30, 1991, Seattle, Wash.  
Resides: Marysville, Wash.

**Recommended/Signed By:** Gary Woods (White Sox).

**Sox Acquisition:** Selected in the 16th round, June 2014 First-Year Player Draft.

**Minor League Highlights: 2016:** Combined to go 6-6 with a 3.26 ERA (43 ER/118.2 IP) and 142 strikeouts over 32 appearances (13 starts) between Class A Winston-Salem and Class AA Birmingham ... was named to the Carolina League midseason All-Star team ... earned CL Pitcher of the Week honors for the period of 5/30-6/5. **2015:** Went 4-0 with a 1.91 ERA (9 ER/42.1 IP), 12 saves and 76 strikeouts in 38 games between Class A Kannapolis and Winston-Salem ... led Kannapolis in ERA (1.89), saves (11) and WHIP (0.73) ... converted nine consecutive save opportunities from 5/30-8/2, posting a 1.98 ERA (6 ER/27.1 IP) during that span.

**2014:** Was rated by *Baseball America* as having the Best Pro Debut among the White Sox draft class ... averaged 12.4 strikeouts per 9.0 IP (47 SO/34.0 IP) ... made seven straight scoreless appearances (11.1 IP) from 7/20-8/13.

**Miscellaneous/Personal:** Attended the University of Hawaii ... posted a 1.60 ERA in 2014, the third-lowest single-season mark in school history ... was named Second-Team All-Big West ... was twice voted Big West Pitcher of the Week and was named to the NCAA Player of the Week list in 2014.

YEAR	CLUB	W-L	PCT	ERA	G	GS	CG	SHO	SV	IP	H	R	ER	HR	HB	BB-I	SO	WP	BK	AVG
2014	Great Falls	4-2	.667	3.18	21	0	0	0	1	34.0	32	12	12	3	1	10-0	47	5	0	.246
2015	Kannapolis	3-0	1.000	1.59	30	0	0	0	11	29.2	20	8	7	2	0	9-0	64	4	0	.146
	Winston-Salem	1-0	1.000	1.42	8	0	0	0	1	12.2	11	3	2	0	0	3-0	12	1	0	.224
2016	Winston-Salem	4-5	.444	3.36	13	13	1	0	0	77.2	60	30	29	7	0	21-0	95	4	0	.213
	Birmingham	2-1	.667	3.07	19	0	0	0	1	41.0	30	18	14	3	0	12-1	47	5	0	.207
<b>MINOR TOTALS</b>		<b>14-8</b>	<b>.636</b>	<b>2.81</b>	<b>91</b>	<b>13</b>	<b>1</b>	<b>0</b>	<b>14</b>	<b>205.0</b>	<b>153</b>	<b>71</b>	<b>64</b>	<b>15</b>	<b>1</b>	<b>55-1</b>	<b>265</b>	<b>19</b>	<b>0</b>	<b>.206</b>

## CRUTCHER, AUSTIN — Outfielder

Bats: Right  
Height: 6-2

Throws: Right  
Weight: 205

Born: April 17, 1993, Louisville, Ky.  
Resides: Lexington, Ky.

**Recommended/Signed By:** J.J. Lally (White Sox).

**Sox Acquisition:** Signed as a free agent, November 16, 2016.

**Minor League Highlights: 2016:** Played for the Utica Unicorns of the United Shore Professional Baseball League.

**Miscellaneous/Personal:** Attended Bellarmine University in Louisville, Ky. ... was named honorable-mention All-America by the NCBWA in 2015 ... selected as the 2015 GLVC Player of the Year ... chosen as First-Team All-GLVC in the outfield ... selected First-Team All-Midwest Region by the NCBWA, Daktronics and the ABCA ... was named GLVC Player of the Week on May 4 ... led the Knights in homers (16), doubles (20), RBI (39), stolen bases (23), runs scored (50), total bases (129), slugging percentage (.701), on-base percentage (.411) and walks (24)...finished 2015 leading the GLVC in homers, doubles, slugging percentage and total bases ... was named First-Team All-GLVC in the outfield, Second-Team All-Midwest Region in the outfield by Daktronics and Second-Team All-Midwest Region in the outfield by the ABCA in 2014 ... was First-Team All-GLVC and Second-Team All-Midwest Region by the ABCA in 2013 ... is a graduate of Tates Creek High School in Lexington, Ky. ... batted .359 as a senior with nine home runs while earning Tates Creek's Most Improved Award ... helped lead the Commodores to the district championship and regional runner-up ... was named to the All-District and All-Region teams.

YEAR	CLUB	AVG	G	AB	R	H	TB	2B	3B	HR	RBI	SH	SF	HB	BB	SO	SB	CS	OBP	SLG	E
2016	Utica	.301	—	186	44	56	—	9	3	15	51	—	—	—	22	51	19	—	—	—	—

*Italics indicates independent or foreign league; statistics not included in totals*

## CRUZ, JOHAN — Infielder

Bats: Right  
Height: 6-2

Throws: Right  
Weight: 170

Born: October 8, 1995, Guanacico, Dominican Republic  
Resides: Guanacico, Dominican Republic

**Recommended/Signed By:** Miguel Peguero (White Sox).

**Sox Acquisition:** Signed as a free agent, September 11, 2012.

**Minor League Highlights: 2016:** Was on the disabled list from 4/13-5/5 (strained right biceps), 6/17-27 (strained left quadriceps) and 7/30-remainder of the season (strained right shoulder) ... batted .386 (17-44) against lefties, compared to a .227 (47-207) mark vs. right-handers. **2015:** Ranked fourth in the Pioneer League in hits (84) and tied for eighth in average (.312) ... led Advanced Rookie Great Falls in runs (40), hits and doubles (17), tied for the team lead in average and ranked second in RBI (38) ... batted .318 (55-173) against righties and .302 (29-96) vs. left-handers ... compiled a 12-game hitting streak from 7/12-24, the longest of the season by a Great Falls player ... hit .372 (51-137) with 19 home runs and 25 RBI at home. **2014:** Split the season between the Dominican Summer League White Sox and Arizona Rookie League White Sox, batting .258 (42-163) with 10 doubles, a triple, two home runs and 14 RBI in 44 games.

# MINOR LEAGUE PLAYERS

YEAR	CLUB	AVG	G	AB	R	H	TB	2B	3B	HR	RBI	SH	SF	HB	BB	SO	SB	CS	OBP	SLG	E
2013	DSL White Sox	.123	67	244	29	30	39	7	1	0	7	4	0	4	25	57	18	7	.216	.160	25
2014	DSL White Sox	.329	22	85	10	28	40	7	1	1	7	4	0	2	12	18	5	4	.424	.471	8
	AZL White Sox	.179	22	78	12	14	20	3	0	1	7	1	0	1	9	18	0	1	.273	.256	8
2015	Great Falls	.312	65	269	40	84	119	17	0	6	38	1	3	0	12	61	0	0	.338	.442	14
2016	Kannapolis	.255	65	251	31	64	93	12	1	5	26	2	2	4	22	61	2	2	.323	.371	14
<b>MINOR TOTALS</b>		<b>.237</b>	<b>241</b>	<b>927</b>	<b>122</b>	<b>220</b>	<b>311</b>	<b>46</b>	<b>3</b>	<b>13</b>	<b>85</b>	<b>12</b>	<b>5</b>	<b>11</b>	<b>80</b>	<b>215</b>	<b>25</b>	<b>14</b>	<b>.304</b>	<b>.335</b>	<b>56</b>

## CURBELO, LUIS — Infielder

**Bats:** Right      **Throws:** Right      **Born:** November 10, 1997, Carolina, Puerto Rico  
**Height:** 6-3      **Weight:** 185      **Resides:** Rockledge, Fla.

**Recommended/Signed By:** Steve Nichols (White Sox).

**Sox Acquisition:** Selected in the sixth round, June 2016 First-Year Player Draft.

**Minor League Highlights:** 2016: Made his professional debut with the Arizona Rookie League White Sox ... collected a 12-game hitting streak from 8/5-20, hitting .313 (15-48) with two doubles and seven RBI ... the 12-game hitting streak was tied for the ninth-longest in the AZL.

**Miscellaneous/Personal:** Graduated from Cocoa (Fla.) High School.

YEAR	CLUB	AVG	G	AB	R	H	TB	2B	3B	HR	RBI	SH	SF	HB	BB	SO	SB	CS	OBP	SLG	E
2016	AZL White Sox	.226	45	164	20	37	53	6	2	2	14	0	2	4	15	42	4	0	.303	.323	23

## DAILY, CODY — Infielder

**Bats:** Right      **Throws:** Right      **Born:** July 28, 1992, Granite City, Ill.  
**Height:** 6-3      **Weight:** 215      **Resides:** Granite City, Ill.

**Recommended/Signed By:** Kirk Champion (White Sox).

**Sox Acquisition:** Signed as a free agent, December 18, 2014.

**Minor League Highlights:** 2016: Ranked among organizational leaders in doubles (7th, 26), on-base percentage (9th, .358) and average (T9th, .281) ... his .281 average ranked 10th in the South Atlantic League. 2015: Combined to hit .297 (60-202) with 21 doubles, three triples, four home runs and 27 RBI between the Arizona Rookie League White Sox and Class A Kannapolis ... ranked seventh among White Sox minor leaguers in average ... hit safely in his first 11 games with the AZL White Sox from 6/20-7/5, batting .400 (18-45) during that span.

**Miscellaneous/Personal:** Graduated from Southern Illinois University in 2014 ... was selected Second-Team All-Conference as a senior ... played two seasons at Southwestern Illinois College ... was named First-Team All-Conference in 2012 ... is a 2010 graduate of Granite City (Ill.) High School ... helped lead the Warriors to a regional championship as a senior ... played in the Illinois-Missouri All-Star Game ... was named All-Conference and All-Area in 2009 and 2010 ... pitched a perfect game in his junior season.

YEAR	CLUB	AVG	G	AB	R	H	TB	2B	3B	HR	RBI	SH	SF	HB	BB	SO	SB	CS	OBP	SLG	E
2015	AZL White Sox	.390	20	82	20	32	57	10	3	3	15	0	1	3	5	13	0	1	.440	.695	3
	Kannapolis	.233	35	120	9	28	42	11	0	1	12	1	1	1	8	22	1	1	.285	.350	5
2016	Kannapolis	.281	118	423	46	119	165	26	4	4	44	2	3	6	46	72	1	0	.358	.390	16
<b>MINOR TOTALS</b>		<b>.286</b>	<b>173</b>	<b>625</b>	<b>75</b>	<b>179</b>	<b>264</b>	<b>47</b>	<b>7</b>	<b>8</b>	<b>71</b>	<b>3</b>	<b>5</b>	<b>10</b>	<b>59</b>	<b>107</b>	<b>2</b>	<b>2</b>	<b>.355</b>	<b>.422</b>	<b>24</b>

## DAVIDSON, KEVIN — Infielder

**Bats:** Right      **Throws:** Right      **Born:** May 7, 1993, Redlands, Calif.  
**Height:** 6-4      **Weight:** 220      **Resides:** Yocaiapa, Calif.

**Sox Acquisition:** Signed as a free agent, October 10, 2016.

**Miscellaneous/Personal:** Graduated from Cal State Monterey Bay in 2016 ... majored in human communication ... hit 13 home runs during his senior year, tying for the most home runs in a single-season in program history ... is a two-time All-AACC First-Team honoree ... brother, Matt, currently plays for the White Sox.

## DE LA CRUZ, LEONARDO — Pitcher

**Bats:** Left      **Throws:** Left      **Born:** April 29, 1994, Santo Domingo, Dominican Republic  
**Height:** 6-4      **Weight:** 180      **Resides:** Santo Domingo, Dominican Republic

**Recommended/Signed By:** Miguel Peguero (White Sox).

**Sox Acquisition:** Signed as a free agent, June 12, 2013.

**Minor League Highlights:** 2016: Went 1-6 with a 2.62 ERA (20 ER/68.2 IP) as a starter ... posted a sub-3.00 ERA in July (2.03) and August (2.91). 2015: Posted a 4-1 record with a 2.19 ERA (9 ER/37.0 IP) in 15 relief appearances ... lefties went 8-36 (.222) against him. 2014: Limited left-handers to a .100 (1-10) average (righties batted .256).

YEAR	Club	W-L	PCT	ERA	G	GS	CG	SHO	SV	IP	H	R	ER	HR	HB	BB-I	SO	WP	BK	AVG
2013	DSL White Sox	0-1	.000	5.63	11	1	0	0	0	16.0	15	14	10	0	2	10-0	19	3	0	.254
2014	DSL White Sox	1-3	.250	2.82	13	0	0	0	0	22.1	21	12	7	0	0	16-0	27	2	0	.239
2015	DSL White Sox	4-2	.667	2.70	22	7	0	0	0	53.1	49	26	16	0	2	21-0	56	6	0	.244
2016	DSL White Sox	1-7	.125	3.13	16	14	0	0	0	72.0	63	32	25	1	2	30-0	78	5	1	.235
<b>MINOR TOTALS</b>		<b>6-13</b>	<b>.316</b>	<b>3.19</b>	<b>62</b>	<b>22</b>	<b>0</b>	<b>0</b>	<b>0</b>	<b>163.2</b>	<b>148</b>	<b>84</b>	<b>58</b>	<b>1</b>	<b>6</b>	<b>77-0</b>	<b>180</b>	<b>16</b>	<b>1</b>	<b>.240</b>

## Winston-Salem Nominated for Johnson President's Award

Class A Winston-Salem earned the Carolina League nomination for the John H. Johnson President's Award, MiLB's top honor, for the second consecutive season. The award recognizes "a complete franchise that demonstrates stability and contributes to its community, its league and the baseball industry as a whole."

# MINOR LEAGUE PLAYERS

## DeMICHELE, JOEY — Infielder

Bats: Left

Throws: Right

Born: February 5, 1991, Phoenix, Ariz.

Height: 5-11

Weight: 190

Resides: Phoenix, Ariz.

**Recommended/Signed By:** John Kazanas (White Sox).

**Sox Acquisition:** Selected in the third round, June 2012 First-Year Player Draft.

**Minor League Highlights: 2016:** Won his second straight MiLB Rawlings Gold Glove Award®, becoming the first infielder to win consecutive Gold Glove awards since Jordan Lennerton (2013-14), and the first Baron to accomplish the feat ... registered a .990 fielding percentage in 122 games. **2015:** Was a MiLB Rawlings Gold Glove Award winner, becoming the first White Sox minor leaguer to win a Gold Glove since Josh Phegley in 2012 ... was named a Southern League midseason All-Star at Class AA Birmingham. **2014:** Combined to hit .243 (116-477) with 28 doubles, six triples, four home runs, 51 RBI and 59 runs scored in 129 games between Class A Winston-Salem and Birmingham ... tied for sixth among White Sox farmhands in triples. **2013:** Ranked second in the Carolina League in runs scored (87) and doubles (37), sixth in walks (62) and seventh in hits (133) and total bases (198) at Winston-Salem ... ranked among the organizational leaders in doubles (2nd), runs scored (4th), walks (4th), extra-base hits (T4th, 47) and hits (5th). **2012:** Combined to hit .275 (77-280) with 16 doubles, 10 triples, seven home runs and 39 RBI in 70 games with Advanced Rookie Bristol and Class A Kannapolis ... ranked seventh in the South Atlantic League in triples (7) ... ranked by *Baseball America* as the Best Pure Hitter and being Closest to the Majors in the White Sox draft class.

**Miscellaneous/Personal:** Attended Arizona State University from 2010-12 ... was a two-time First Team All-Pac 10 selection (2011-12) ... hit .368 to capture the conference batting title as a sophomore ... became the sixth player in Sun Devils history to lead the team in batting average in consecutive seasons (2011-12) ... is a 2009 graduate of Arcadia High School in Phoenix ... his father, Dan, played two seasons in the Cubs organization from 1971-72.

YEAR	CLUB	AVG	G	AB	R	H	TB	2B	3B	HR	RBI	SH	SF	HB	BB	SO	SB	CS	OBP	SLG	E
2012	Bristol	.348	12	46	7	16	32	4	3	2	9	1	0	2	3	8	3	0	.412	.696	1
	Kannapolis	.261	58	234	30	61	102	12	7	5	29	2	0	1	19	54	5	4	.319	.436	3
2013	Winston-Salem	.246	134	*541	87	133	198	37	2	8	54	6	4	2	62	126	19	7	.323	.366	22
2014	Winston-Salem	.264	105	386	50	102	147	25	4	4	42	4	4	2	34	65	6	3	.324	.381	14
	Birmingham	.154	24	91	9	14	21	3	2	0	9	1	0	1	6	22	1	0	.214	.231	0
2015	Birmingham	.246	135	488	53	120	160	22	6	2	45	7	2	4	40	119	15	4	.307	.328	10
2016	Birmingham	.233	128	468	73	109	176	20	7	11	49	5	3	3	45	123	2	0	.303	.376	7
<b>MINOR TOTALS</b>		<b>.246</b>	<b>596</b>	<b>2254</b>	<b>309</b>	<b>555</b>	<b>836</b>	<b>123</b>	<b>31</b>	<b>32</b>	<b>237</b>	<b>26</b>	<b>13</b>	<b>15</b>	<b>209</b>	<b>517</b>	<b>51</b>	<b>18</b>	<b>.313</b>	<b>.371</b>	<b>57</b>

\*Led League

## DEXTER, SAMUEL — Infielder

Bats: Right

Throws: Right

Born: March 7, 1994, Waterville, Maine

Height: 5-11

Weight: 185

Resides: Oakland, Maine

**Recommended/Signed By:** Joel Grampietro (White Sox).

**Sox Acquisition:** Selected in the 23rd round, June 2014 First-Year Player Draft.

**Minor League Highlights: 2016:** Batted a combined .235 (35-149) with six doubles, one triple, two home runs, 17 RBI and 16 runs scored over 47 games between the Arizona Rookie League White Sox, Class A Kannapolis and Class A Winston-Salem.

**Miscellaneous/Personal:** Attended Southern Maine University ... was named ECAC Division III New England First-Team shortstop in 2016 ... named ABCA/Rawlings Division III and D3baseball.com First-Team All-American ... was ABCA/Rawlings Gold Bat Award as the NCAA Division III Player of the Year in 2015 ... was a four-year letter winner in baseball and hockey at Messalonskee High School.

YEAR	CLUB	AVG	G	AB	R	H	TB	2B	3B	HR	RBI	SH	SF	HB	BB	SO	SB	CS	OBP	SLG	E
2016	AZL White Sox	.258	9	31	5	8	13	2	0	1	5	1	0	0	4	3	1	0	.343	.419	1
	Kannapolis	.000	1	4	0	0	0	0	0	0	0	0	0	0	0	2	0	0	.000	.000	0
	Great Falls	.237	37	114	11	27	36	4	1	1	12	6	1	5	5	14	3	1	.296	.316	2
<b>MINOR TOTALS</b>		<b>.235</b>	<b>47</b>	<b>149</b>	<b>16</b>	<b>35</b>	<b>49</b>	<b>6</b>	<b>1</b>	<b>2</b>	<b>17</b>	<b>7</b>	<b>1</b>	<b>5</b>	<b>9</b>	<b>19</b>	<b>4</b>	<b>1</b>	<b>.299</b>	<b>.329</b>	<b>3</b>

## DIAZ, VICTOR — Pitcher

Bats: Right

Throws: Right

Born: May 24, 1994, Hato Mayor, Dominican Republic

Height: 6-3

Weight: 200

Resides: Hato Mayor, Dominican Republic

**Recommended/Signed By:** John Butler, Chris Lein and John Tumminia (White Sox).

**Sox Acquisition:** Obtained from Boston with INF Yoan Moncada, RHP Michael Kopech and outfielder Luis Alexander Basabe in exchange for LHP Chris Sale, December 7, 2016.

**Minor League Highlights: 2016:** Spent the entire season with Class A Greenville, making 37 relief appearances ... ranked second among Red Sox farmhands with 10 saves ... limited right-handers to a .214 (30-140) average (lefties batted .368) ... went 1-1 with a 1.42 ERA (5 ER/31.2 IP), eight saves and 40 strikeouts over 21 games in the second half of the season, compared to 1-4 with a 6.59 ERA (21 ER/28.2 IP), two saves and 23 strikeouts in 16 first-half appearances ... converted nine straight save opportunities from 6/14-8/20, posting a 0.73 ERA (1 ER/12.1 IP) ... made 16 consecutive scoreless outings (23.2 IP) to end the season ... opponents batted .171 (14-82) with 31 strikeouts during that span. **2015:** Spent the entire season with the Dominican Summer League Red Sox in his first professional season ... led the team in appearances (21) and saves (7) and tied for second in wins (6) ... held opponents to a .183 (20-109) average, allowing just three extra-base hits ... righties batted .182 (16-88) while left-handers hit .190 (4-21) ... opponents went 8-46 (.174) with RISP and 5-23 (.217) with RISP and two outs ... allowed two runs or less in all of his 21 appearances, including 15 scoreless outings ... did not allow an earned run over his last eight games of the season (1 R/11.2 IP). **Miscellaneous/Personal:** Single.

YEAR	CLUB	W-L	PCT	ERA	G	GS	CG	SHO	SV	IP	H	R	ER	HR	HB	BB-I	SO	WP	BK	AVG
2015	DSL Red Sox 2	6-1	.857	1.38	21	0	0	0	7	32.2	20	7	5	0	2	16-0	35	13	1	.183
2016	Greenville	2-5	.286	3.88	37	0	0	0	10	60.1	65	30	26	2	4	25-1	63	6	2	.277
<b>MINOR TOTALS</b>		<b>8-6</b>	<b>.571</b>	<b>3.00</b>	<b>58</b>	<b>0</b>	<b>0</b>	<b>0</b>	<b>17</b>	<b>93.0</b>	<b>85</b>	<b>37</b>	<b>31</b>	<b>2</b>	<b>6</b>	<b>41-1</b>	<b>98</b>	<b>19</b>	<b>3</b>	<b>.247</b>

# MINOR LEAGUE PLAYERS

## DONE, VICTOR — Pitcher

**Bats:** Right      **Throws:** Right      **Born:** September 3, 1995, La Victoria, Dominican Republic  
**Height:** 6-3      **Weight:** 195      **Resides:** La Victoria, Dominican Republic

**Recommended/Signed By:** Marco Paddy/Marino Deleon (White Sox).

**Sox Acquisition:** Signed as a free agent, October 10, 2012.

**Minor League Highlights: 2016:** Combined to go 2-9 with a 5.87 ERA (40 ER/61.1 IP) and 57 strikeouts in 19 appearances (15 starts) between the Dominican Summer League White Sox and the Arizona Rookie League White Sox.

YEAR	CLUB	W-L	PCT	ERA	G	GS	CG	SHO	SV	IP	H	R	ER	HR	HB	BB-I	SO	WP	BK	AVG
2013	DSL White Sox	0-7	.000	6.23	12	12	0	0	0	30.1	34	30	21	1	7	28-0	26	4	0	.279
2014	AZL White Sox	2-3	.400	4.18	11	10	0	0	0	47.1	47	29	22	2	32	32-0	52	7	1	.257
2015	AZL White Sox	0-0	.000	4.38	14	0	0	0	0	24.2	24	14	12	1	2	16-0	29	3	0	.255
2016	DSL White Sox	1-1	.500	4.10	9	5	0	0	0	26.1	25	14	12	0	0	16-0	27	6	0	.258
	AZL White Sox	1-8	.111	7.20	10	10	0	0	0	35.0	37	33	28	1	2	28-0	30	9	1	.272
<b>MINOR TOTALS</b>		<b>4-19</b>	<b>.174</b>	<b>5.22</b>	<b>56</b>	<b>37</b>	<b>0</b>	<b>0</b>	<b>0</b>	<b>163.2</b>	<b>167</b>	<b>120</b>	<b>95</b>	<b>5</b>	<b>13</b>	<b>120-0</b>	<b>164</b>	<b>29</b>	<b>2</b>	<b>.264</b>

## DOPICO, DANNY — Pitcher

**Bats:** Right      **Throws:** Right      **Born:** December 18, 1993, Miami, Fla.  
**Height:** 6-2      **Weight:** 190      **Resides:** Miami, Fla.

**Recommended/Signed By:** Jose Ortega (White Sox).

**Sox Acquisition:** Selected in the 11th round, June 2015 First-Year Player Draft.

**Minor League Highlights: 2016:** Combined to go 3-3 with a 5.76 ERA (35 ER/54.2 IP) and 66 strikeouts over 40 appearances between the Arizona Rookie League White Sox, Class A Kannapolis and Class A Winston-Salem. **2015:** Ranked fourth in the Pioneer League and tied for seventh among White Sox organizational leaders in saves (7) at Advanced Rookie Great Falls ... averaged 14.4 strikeouts per 9.0 IP (56 SO/35.0 IP) ... held right handed hitters to a .141 (12-85) average (lefties batted .354).

**Miscellaneous/Personal:** Attended Florida International University in Miami ... was Second-Team All-C-USA in 2015 ... ranked second in C-USA in saves (10) and second on the team in strikeouts (57) ... also played at Sienna College in Albany, N.Y. and Broward College in Fort Lauderdale, Fla. ... is a 2012 graduate from Christopher Columbus High School in Miami, Fla.

YEAR	CLUB	W-L	PCT	ERA	G	GS	CG	SHO	SV	IP	H	R	ER	HR	HB	BB-I	SO	WP	BK	AVG
2015	Great Falls	2-3	.400	4.37	21	0	0	0	7	35.0	29	22	17	3	3	14-1	56	8	0	.218
2016	Winston-Salem	0-3	.000	7.80	25	0	0	0	2	30.0	29	30	26	3	5	33-0	39	6	0	.257
	AZL White Sox	0-0	—	3.38	6	0	0	0	1	8.0	9	5	3	0	0	5-0	12	2	0	.265
	Kannapolis	3-0	1.000	3.24	9	0	0	0	0	16.2	13	6	6	1	0	11-0	15	1	0	.217
<b>MINOR TOTALS</b>		<b>5-6</b>	<b>.455</b>	<b>5.22</b>	<b>61</b>	<b>0</b>	<b>0</b>	<b>0</b>	<b>10</b>	<b>89.2</b>	<b>80</b>	<b>63</b>	<b>52</b>	<b>7</b>	<b>8</b>	<b>63-1</b>	<b>122</b>	<b>17</b>	<b>0</b>	<b>.235</b>

## DUNNING, DANE — Pitcher

**Bats:** Right      **Throws:** Right      **Born:** December 20, 1994, Orange Park, Fla.  
**Height:** 6-4      **Weight:** 200      **Resides:** Fleming Island, Fla.

**Recommended/Signed By:** John Tumminia (White Sox).

**Sox Acquisition:** Obtained from the Washington Nationals with RHP Lucas Giolito and Reynaldo Lopez in exchange for OF Adam Eaton, December 7, 2016.

**Minor League Highlights: 2017:** Enters the season rated by MLB.com as the No. 10 Prospect in the White Sox system ... tabbed by *Baseball America* as the No. 11 Prospect in the Sox organization. **2016:** Made his professional debut with the Gulf Coast League Nationals and Class A Auburn in the Washington organization ... combined to go 3-2 with a 2.02 ERA (8 ER/35.2 IP), one complete game, 32 strikeouts and just one home run allowed over eight starts ... averaged 8.1 strikeouts per 9.0 IP with a 0.92 WHIP ... posted a 4.57 strikeout-to-walk ratio ... opened the season with the GCL Nationals, making one start, before being promoted to Auburn on 7/11 for the remainder of the season ... worked 3.0 scoreless IP in his debut with Auburn on 7/14 at West Virginia ... surrendered just one run on six hits with eight strikeouts over 9.0 IP in a complete-game effort on 8/13 vs. Batavia ... allowed just one run on eight hits with eight strikeouts over his final two starts (10.0 IP) from 8/23-29 ... finished the season ranked by *Baseball America* as the sixth-best prospect in the New York-Penn League ... was selected by Washington in the first round (29th overall) of the First-Year Player Draft.

**Miscellaneous/Personal:** Attended the University of Florida, going 12-6 with a 3.26 (59 ER/163.0 IP), two saves and 174 strikeouts in 66 appearances (20 starts) over three seasons ... helped guide Florida to a berth in the 2016 College World Series ... recorded a 2.29 ERA (20 ER/78.2 IP) and 88 strikeouts during his junior season ... allowed just one earned run over 15.1 IP during the NCAA Tournament, and was named to the NCAA Gainesville Region All-Tournament Team ... was named to the 2016 SEC Community Service Team ... also helped lead the Gators to a CWS berth in 2015 as a sophomore ... earned the save in Florida's CWS-opening victory over No. 8 Miami (Fla.) with a perfect ninth inning ... is a 2013 graduate of Clay (Fla.) High School ... was named to Rawlings/Perfect Game Preseason Florida All-Region Second Team prior to his senior year ... ranked No. 40 in the state of Florida and No. 8 among right-handers in the Class of 2013 by Perfect Game ... was selected by Toronto in the 34th round of the 2016 First-Year Player Draft but did not sign.

YEAR	CLUB	W-L	PCT	ERA	G	GS	CG	SHO	SV	IP	H	R	ER	HR	HB	BB-I	SO	WP	BK	AVG
2016	GCL Nationals	0-0	.000	0.00	1	1	0	0	0	2.0	0	0	0	0	0	0-0	3	0	0	.000
	Auburn	3-2	.600	2.14	7	7	1	0	0	33.2	26	8	8	1	0	7-0	29	1	0	.208
<b>MINOR TOTALS</b>		<b>3-2</b>	<b>.600</b>	<b>2.02</b>	<b>8</b>	<b>8</b>	<b>1</b>	<b>0</b>	<b>0</b>	<b>35.2</b>	<b>26</b>	<b>8</b>	<b>8</b>	<b>1</b>	<b>0</b>	<b>7-0</b>	<b>32</b>	<b>1</b>	<b>0</b>	<b>.198</b>



# MINOR LEAGUE PLAYERS

## DUTTO, MAX — Infielder

**Bats:** Left **Throws:** Right  
**Height:** 6-1 **Weight:** 205

**Born:** Nov. 2, 1994, San Ramon, Calif.  
**Resides:** Danville, Calif.

**Recommended/Signed By:** Adam Virchis (White Sox).

**Sox Acquisition:** Selected in the ninth round, June 2016 First-Year Player Draft.

**Minor League Highlights:** **2016:** Combined to hit .224 (37-164) with five doubles, one triple, seven home runs, 19 RBI and 24 runs scored in 51 games between Advanced Rookie Great Falls and Class A Kannapolis ... tied for second on Great Falls in home runs (7) and ranked sixth in slugging percentage (.450) ... recorded an eight-game hitting streak from 8/18-27, hitting .375 (12-32) during that span.

**Miscellaneous/Personal:** Transferred to Menlo College in Atherton, California, after three seasons at the University of California ... is just the second player in the modern era of Menlo baseball to be drafted in the Top 10 rounds of the First-Year Player Draft ... graduated from San Roman Valley (Calif.) High School in 2012.

YEAR	CLUB	AVG	G	AB	R	H	TB	2B	3B	HR	RBI	SH	SF	OB	BB	SO	SB	CS	OBP	SLG	E
2016	Great Falls	.229	32	109	17	25	49	3	0	7	15	1	0	3	14	43	0	1	.333	.450	4
	Kannapolis	.218	19	55	7	12	16	2	1	0	4	0	0	4	10	22	1	1	.377	.291	2
<b>MINOR TOTALS</b>		<b>.224</b>	<b>51</b>	<b>164</b>	<b>24</b>	<b>37</b>	<b>65</b>	<b>5</b>	<b>1</b>	<b>7</b>	<b>19</b>	<b>1</b>	<b>0</b>	<b>7</b>	<b>24</b>	<b>65</b>	<b>1</b>	<b>2</b>	<b>.355</b>	<b>.371</b>	<b>6</b>

## EASTERLING, BRANNON — Pitcher

**Bats:** Switch **Throws:** Right  
**Height:** 6-5 **Weight:** 225

**Born:** August 1, 1990, College Station, Texas  
**Resides:** College Station, Texas

**Recommended/Signed By:** Keith Staab (White Sox).

**Sox Acquisition:** Selected in the 20th round, June 2014 First-Year Player Draft.

**Minor League Highlights:** **2016:** Led the South Atlantic League in ERA (1.86), ranked third in WHIP (1.06) and fourth in opponents average (.224) ... went 3-1 with a 1.78 ERA (7 ER/35.1 IP) as a reliever and 4-2 with a 1.89 ERA (19 ER/90.2 IP) as a starter ... held rights to a .221 (60-271) average and left-handers to a .229 (43-188) mark. **2015:** Held lefties to a .219 (25-114) average at Advanced Rookie Great Falls ... went 3-0 with a 1.59 ERA (5 ER/28.1 IP) and 24 strikeouts in five starts at home. **2014:** Posted a 1.35 ERA (3 ER/20.0 IP) over his first eight games in his first professional season.

**Miscellaneous/Personal:** Attended St. Edwards University in Austin, Texas ... led the nation with 14 complete games and tied for the lead with 14 wins in 2013 ... led the team with 132.2 IP and a 2.10 ERA ... his 2.10 ERA ranked fourth in the conference ... graduated in 2009 from A&M Consolidated High School in College Station, Texas where he lettered in baseball, football and golf.

YEAR	CLUB	W-L	PCT	ERA	G	GS	CG	SHO	SV	IP	H	R	ER	HR	HB	BB-I	SO	WP	BK	AVG
2014	AZL White Sox	2-3	.400	2.70	14	0	0	0	1	33.1	34	14	10	2	1	4-0	34	0	0	.264
2015	Great Falls	5-4	.556	3.50	15	15	0	0	0	*82.1	81	38	32	6	3	18-0	55	7	0	.261
2016	Kannapolis	7-3	.700	*1.86	34	18	0	0	2	126.0	103	36	26	4	3	31-0	88	3	0	.224
<b>MINOR TOTALS</b>		<b>14-10</b>	<b>.583</b>	<b>2.53</b>	<b>63</b>	<b>33</b>	<b>0</b>	<b>0</b>	<b>3</b>	<b>241.2</b>	<b>218</b>	<b>88</b>	<b>68</b>	<b>12</b>	<b>7</b>	<b>53-0</b>	<b>177</b>	<b>10</b>	<b>0</b>	<b>.243</b>

\*Led League

## ELLIOTT, JAKE — Pitcher

**Bats:** Right **Throws:** Right  
**Height:** 6-7 **Weight:** 230

**Born:** March 22, 1995, Pinehurst, N.C.  
**Resides:** Coppell, Texas

**Recommended/Signed By:** Clay Overcash (White Sox).

**Sox Acquisition:** Selected in the 15th round, June 2016 First-Year Player Draft.

**Minor League Highlights:** **2016:** Made 18 appearances (two starts) at Advanced Rookie Great Falls in his first professional season ... averaged 10.8 strikeouts per 9.0 IP (45 SO/37.2 IP) and recorded a 5.00 strikeout-to-walk ratio (9 BB) ... converted on both save opportunities, striking out six in 4.0 scoreless IP ... allowed one run or less in 15 of his 18 outings.

**Miscellaneous/Personal:** A three-year letterwinner at the University of Oklahoma, where he compiled a 3.92 ERA over 190.1 IP ... double majored in accounting and finance ... was an All-Big 12 Honorable Mention as a sophomore, also collected First-Team Academic All-Big 12 honors ... grandfather, Charles, played baseball in the Cincinnati Reds farm system ... graduated from Coppell (Texas) High School in 2013.

YEAR	CLUB	W-L	PCT	ERA	G	GS	CG	SHO	SV	IP	H	R	ER	HR	HB	BB-I	SO	WP	BK	AVG
2016	Great Falls	3-3	.500	4.30	18	2	0	0	2	37.2	39	20	18	3	2	9-0	45	1	0	.273

## ESCORCIA, KEVIN — Pitcher

**Bats:** Left **Throws:** Left  
**Height:** 6-3 **Weight:** 195

**Born:** January 5, 1995, Barranquilla, Colombia  
**Resides:** Barranquilla, Colombia

**Recommended/Signed By:** Marco Paddy (White Sox).

**Sox Acquisition:** Signed as a free agent, January 28, 2013.

**Minor League Highlights:** **2016:** Held righties to a .104 (5-48) average (left-handers batted .270). **2015:** Went 3-0 with a 1.59 ERA (5 ER/28.1 IP) and 24 strikeouts in seven appearances (two starts)at home ... posted a 3.48 ERA (8 ER/20.2 IP) in relief. **2014:** Went 3-2 with a 2.06 ERA (12 ER/52.1 IP) in 12 starts with the Dominican Summer League White Sox. **2013:** Eleven of his 16 appearances with the DSL Sox were scoreless ... posted a 0.75 ERA (1 ER/12.0 IP) as a starter.

**Miscellaneous/Personal:** Is from the same hometown as White Sox starting pitcher Jose Quintana.

YEAR	CLUB	W-L	PCT	ERA	G	GS	CG	SHO	SV	IP	H	R	ER	HR	HB	BB-I	SO	WP	BK	AVG
2013	DSL White Sox	6-0	1.000	1.87	16	4	0	0	0	43.1	26	11	9	0	5	18-0	36	6	0	.183
2014	DSL White Sox	4-2	.667	1.92	13	12	0	0	0	56.1	44	18	12	0	2	12-0	73	3	0	.215
2015	AZL White Sox	2-2	.500	6.17	13	4	0	0	0	35.0	48	28	24	5	2	14-0	34	5	1	.331
2016	Great Falls	1-0	1.000	4.07	18	0	0	0	1	24.1	15	14	11	1	1	18-0	27	2	0	.176
<b>MINOR TOTALS</b>		<b>13-4</b>	<b>.765</b>	<b>3.17</b>	<b>60</b>	<b>20</b>	<b>0</b>	<b>0</b>	<b>1</b>	<b>159.0</b>	<b>133</b>	<b>71</b>	<b>56</b>	<b>6</b>	<b>10</b>	<b>62-0</b>	<b>170</b>	<b>16</b>	<b>1</b>	<b>.231</b>

# MINOR LEAGUE PLAYERS

## FELIZ, MAIKER — Infielder

**Bats:** Right      **Throws:** Right      **Born:** August 17, 1997, Bani, Dominican Republic  
**Height:** 6-0      **Weight:** 195      **Resides:** Bani, Dominican Republic

**Recommended/Signed By:** Marco Paddy (White Sox).

**Sox Acquisition:** Signed as a free agent, August 28, 2013.

**Minor League Highlights: 2016:** Went 6-19 (.316) against lefties. **2015:** Hit a combined .320 (66-206) with four doubles, five triples, one home run and 34 RBI over 56 games between the Dominican Summer League White Sox and the Arizona Rookie League White Sox.

YEAR	CLUB	AVG	G	AB	R	H	TB	2B	3B	HR	RBI	SH	SF	HB	BB	SO	SB	CS	OBP	SLG	E
2014	DSL White Sox	.198	59	212	24	42	49	5	1	0	27	3	0	4	32	53	4	5	.315	.231	15
2015	DSL White Sox	.349	47	175	27	61	78	4	5	1	29	3	0	4	31	40	3	3	.455	.446	18
	AZL White Sox	.161	9	31	1	5	5	0	0	0	5	0	1	0	3	10	0	2	.229	.161	3
2016	AZL White Sox	.214	31	98	18	21	26	2	0	1	6	0	0	0	16	25	0	0	.325	.265	13
<b>MINOR TOTALS</b>		<b>.250</b>	<b>146</b>	<b>516</b>	<b>70</b>	<b>129</b>	<b>158</b>	<b>11</b>	<b>6</b>	<b>2</b>	<b>67</b>	<b>6</b>	<b>1</b>	<b>8</b>	<b>82</b>	<b>128</b>	<b>7</b>	<b>10</b>	<b>.360</b>	<b>.306</b>	<b>49</b>

## FINCHER, JAKE — Outfielder

**Bats:** Right      **Throws:** Right      **Born:** January 26, 1993, Charlotte, N.C.  
**Height:** 6-1      **Weight:** 185      **Resides:** Charlotte, N.C.

**Recommended/Signed By:** Abe Fernandez (White Sox).

**Sox Acquisition:** Selected in the 29th round, June 2015 First-Year Player Draft.

**Minor League Highlights: 2016:** Batted a combined .327 (16-49) with two doubles, one triple, seven RBI, six stolen bases and eight runs scored over 14 games between the Arizona Rookie League White Sox and Class A Kannapolis ... missed most of the season due to a facial fracture ... underwent surgery on 4/25 and was reinstated from the DL on 8/18. **2015:** Appeared in 45 games for the Arizona Rookie League White Sox in his first professional season ... led the team in stolen bases (17) and triples (6) ... hit .316 (25-79) with five RBI at home, compared to .268 (22-82) with seven RBI on the road ... started in right field for all three AZL playoff games, going 2-12 (.167) with a run scored and two walks.

**Miscellaneous/Personal:** Attended North Carolina State University ... batted .294 (255-866) with four home runs and 99 RBI for his career ... is a 2011 graduate of Providence High School in Charlotte, N.C.

YEAR	CLUB	AVG	G	AB	R	H	TB	2B	3B	HR	RBI	SH	SF	HB	BB	SO	SB	CS	OBP	SLG	E
2015	AZL White Sox	.292	45	161	26	47	70	8	6	1	12	1	0	5	12	27	17	6	.360	.435	2
2016	AZL White Sox	.600	3	10	4	6	7	1	0	0	2	1	0	0	2	1	2	1	.667	.700	0
	Kannapolis	.256	11	39	4	10	13	1	1	0	5	0	0	0	4	9	4	0	.326	.333	0
<b>MINOR TOTALS</b>		<b>.300</b>	<b>59</b>	<b>210</b>	<b>34</b>	<b>63</b>	<b>90</b>	<b>10</b>	<b>7</b>	<b>1</b>	<b>19</b>	<b>2</b>	<b>0</b>	<b>5</b>	<b>18</b>	<b>37</b>	<b>23</b>	<b>7</b>	<b>.369</b>	<b>.429</b>	<b>2</b>

## FISHER, JAMESON — Outfielder

**Bats:** Left      **Throws:** Right      **Born:** December 18, 1993, Baton Rouge, La.  
**Height:** 6-2      **Weight:** 200      **Resides:** Zachary, La.

**Recommended/Signed By:** Warren Hughes (White Sox).

**Sox Acquisition:** Selected in the fourth round, June 2016 First-Year Player Draft.

**Minor League Highlights: 2016:** Began his professional career at Advanced Rookie Great Falls ... opened the season with a seven-game hitting streak from 6/17-25, going 10-24 (.417) with two doubles, two RBI, seven walks and five runs scored.

**Miscellaneous/Personal:** Is a 2016 graduate of Southeastern Louisiana University, where he hit .375 (246-656) with 44 doubles, five triples, 14 home runs, 132 RBI and 140 runs scored over three active seasons ... redshirted the 2015 season due to injury ... named a D1Baseball and ABCA First-Team All-American in 2016 ... named the 2016 Louisiana Hitter of the Year (LSWA) was a 2016 Golden Spikes Award and Dick Howser Trophy semifinalist ... was the 2016 Southland Conference Player of the Year ... named First-Team All-Southland Conference in 2016 ... majored in kinesiology at SLU ... brother, Jacob, also played baseball at SLU ... is a 2012 graduate of Zachary (La.) High School.

YEAR	CLUB	AVG	G	AB	R	H	TB	2B	3B	HR	RBI	SH	SF	HB	BB	SO	SB	CS	OBP	SLG	E
2016	Great Falls	.342	50	187	39	64	91	13	1	4	25	1	0	4	27	43	13	7	.436	.487	2

## FLORES, BERNARDO — Pitcher

**Bats:** Left      **Throws:** Left      **Born:** August 23, 1995, Pomona, Calif.  
**Height:** 6-4      **Weight:** 190      **Resides:** La Puente, Calif.

**Recommended/Signed By:** Kenny Williams Jr. (White Sox).

**Sox Acquisition:** Selected in the seventh round, June 2016 First-Year Player Draft.

**Minor League Highlights: 2016:** Combined to go 6-2 with a 3.46 ERA (25 ER/65.0 IP) and 52 strikeouts over 14 appearances (11 starts) between the Arizona Rookie League White Sox and Advanced Rookie Great Falls ... was tied for third in the Pioneer League in wins (6).

**Miscellaneous/Personal:** Attended the University of Southern California, ... majored in history with a minor in sports media studies ... is a 2013 graduate of Baldwin Park (Calif.) High School, lettering in baseball all four years ... was an All-CIF Division 4 selection, a Rawlings California Region honorable mention and Mid Valley News Top Area baseball player in 2013 ... named to the 2012 and 2013 First Team All-Valley Vista League ... was named a 2013 Under Armour Preseason All-American ... threw a no-hitter in 2012, the school's first in 23 years ... earned All-Academic honors in 2012-13.

YEAR	CLUB	W-L	PCT	ERA	G	GS	CG	SHO	SV	IP	H	R	ER	HR	HB	BB-I	SO	WP	BK	AVG
2016	AZL White Sox	0-1	.000	1.50	3	0	0	0	0	6.0	4	1	1	0	0	0-0	7	1	0	.174
	Great Falls	6-1	.857	3.66	11	11	0	0	0	59.0	63	28	24	4	2	12-0	45	0	0	.280
<b>MINOR TOTALS</b>		<b>6-2</b>	<b>.750</b>	<b>3.46</b>	<b>14</b>	<b>11</b>	<b>0</b>	<b>0</b>	<b>0</b>	<b>65.0</b>	<b>47</b>	<b>29</b>	<b>25</b>	<b>4</b>	<b>2</b>	<b>12-0</b>	<b>52</b>	<b>1</b>	<b>0</b>	<b>.270</b>

# MINOR LEAGUE PLAYERS

## FOSTER, MATTHEW — Pitcher

**Bats:** Right **Throws:** Right **Born:** January 27, 1995, Opelika, Ala.  
**Height:** 5-11 **Weight:** 197 **Resides:** Valley, Ala.

**Recommended/Signed By:** Warren Hughes (White Sox).

**Sox Acquisition:** Selected in the 20th round, June 2016 First-Year Player Draft.

**Minor League Highlights: 2016:** Combined to go 0-0 with a 0.61 ERA (2 ER/29.2 IP), 11 saves and 41 strikeouts in 22 appearances between the Arizona Rookie League White Sox and Advanced Rookie Great Falls ... was named a MiLB.com Organization All-Star and *Baseball America* Rookie All-Star ... led all White Sox minor leaguers in saves ... went 11-11 in save opportunities ... averaged 12.4 strikeouts per 9.0 IP ... recorded a 5.06 strikeout-to-walk ratio (7 BB) ... opponents went 1-57 (.018) with 28 strikeouts over his last 14 outings of the season.

**Miscellaneous/Personal:** Attended the University of Alabama ... transferred from Gulf Coast State College where he tossed 105.1 IP and struck out 115 over 16 games ... was named Pitcher of the Year for the Panhandle Conference as a sophomore, after going 3-1 46 strikeouts over 38.2 IP ... attended Valley (Ala.) High School where he was named team MVP and Silver Slugger during his sophomore, junior and senior seasons.

YEAR	CLUB	W-L	PCT	ERA	G	GS	CG	SHO	SV	IP	H	R	ER	HR	HB	BB-I	SO	WP	BK	AVG
2016	AZL White Sox	0-0	—	0.98	14	0	0	0	5	18.1	11	5	2	0	1	4-0	26	1	0	.169
	Great Falls	0-0	—	0.00	8	0	0	0	6	11.1	1	0	0	0	0	3-0	15	0	0	.029
<b>MINOR TOTALS</b>		<b>0-0</b>	<b>—</b>	<b>0.61</b>	<b>22</b>	<b>0</b>	<b>0</b>	<b>0</b>	<b>11</b>	<b>29.2</b>	<b>12</b>	<b>5</b>	<b>2</b>	<b>0</b>	<b>1</b>	<b>7-0</b>	<b>41</b>	<b>1</b>	<b>0</b>	<b>.121</b>

## FRANCO, J.J. — Infielder

**Bats:** Right **Throws:** Right **Born:** February 2, 1992, Brooklyn, N.Y.  
**Height:** 5-9 **Weight:** 180 **Resides:** New York City, N.Y.

**Sox Acquisition:** Signed as a free agent, July 10, 2016.

**Minor League Highlights: 2016:** Batted .195 (16-82) with five doubles, five RBI and eight runs scored over 24 games between the Arizona Rookie League White Sox and Advanced Rookie Great Falls. **2015:** Appeared in just six games with Class A Rome due to injuries ... was on the disabled list from 4/9-5/8 (strained back) and 5/20-remainder of the season (strained back). **2014:** Made his professional debut for the Gulf Coast League Braves ... was selected by Atlanta in the 38th round of the First-Year Player Draft.

**Miscellaneous/Personal:** Attended Brown University in Providence, R.I. ... earned Second-Team All-Ivy honors during his sophomore year ... In conference play, posted a .366 batting average, .465 slugging percentage and a .432 on-base percentage ... father, John, was a four-time All-Star, who played 21 years in the major-leagues with Cincinnati (1984-89), New York-NL (1990-2004) and Houston (2005).

YEAR	CLUB	AVG	G	AB	R	H	TB	2B	3B	HR	RBI	SH	SF	HB	BB	SO	SB	CS	OBP	SLG	E
2014	GCL Braves	.347	31	101	17	35	40	2	0	1	14	1	0	3	10	16	1	4	.421	.396	0
2015	Rome	.100	6	20	3	2	2	0	0	0	1	0	0	0	1	5	0	2	.143	.100	0
2016	AZL White Sox	.158	6	19	1	3	3	0	0	0	1	0	0	3	3	0	1	2.73	.158	0	
	Great Falls	.206	18	63	7	13	18	5	0	0	4	2	2	1	5	13	0	1	.268	.286	2
<b>MINOR TOTALS</b>		<b>.261</b>	<b>61</b>	<b>203</b>	<b>28</b>	<b>53</b>	<b>63</b>	<b>7</b>	<b>0</b>	<b>1</b>	<b>20</b>	<b>3</b>	<b>2</b>	<b>4</b>	<b>19</b>	<b>37</b>	<b>1</b>	<b>8</b>	<b>.333</b>	<b>.310</b>	<b>2</b>

## FREBIS, JOHNATHAN — Pitcher

**Bats:** Left **Throws:** Left **Born:** September 24, 1992, Murfreesboro, Tenn.  
**Height:** 6-3 **Weight:** 230 **Resides:** Murfreesboro, Tenn.

**Recommended/Signed By:** Phil Gullely (White Sox).

**Sox Acquisition:** Selected in the 33rd round, June 2015 First-Year Player Draft.

**Minor League Highlights: 2016:** Tossed 14.2 consecutive scoreless IP over his last six outings (two starts). **2015:** Went 4-0 with a 3.45 ERA (11 ER/28.2 IP) and 26 strikeouts over 16 outings between the Arizona Rookie League White Sox and Class A Kannapolis.

**Miscellaneous/Personal:** Attended Middle Tennessee State University in Murfreesboro, Tenn. ... owns the program's all-time record in starts (59) ... he also ranks among the all-time leaders in IP (T4th, 310.0), wins (3rd, 20) and strikeouts (6th, 230) ... was named to the 2014 Conference USA Commissioner's Honor Roll and the Preseason All-Sun Belt Team in 2013 ... was the 2012 Sun Belt Freshman of the Year, a Louisville Slugger Freshman All-American and was named to the All-Sun Belt Second Team ... graduated from Riverdale High School in Murfreesboro, Tenn.

YEAR	CLUB	W-L	PCT	ERA	G	GS	CG	SHO	SV	IP	H	R	ER	HR	HB	BB-I	SO	WP	BK	AVG
2015	AZL White Sox	3-0	1.000	1.25	11	0	0	0	0	21.2	14	3	3	1	0	6-0	20	1	0	.192
	Kannapolis	1-0	1.000	10.29	5	0	0	0	1	7.0	11	8	8	1	0	7-0	6	0	1	.355
2016	Kannapolis	8-10	.444	4.79	29	25	0	0	0	124.0	137	71	66	5	8	48-1	71	10	1	.287
<b>MINOR TOTALS</b>		<b>12-10</b>	<b>.545</b>	<b>4.54</b>	<b>45</b>	<b>25</b>	<b>0</b>	<b>0</b>	<b>1</b>	<b>152.2</b>	<b>162</b>	<b>82</b>	<b>77</b>	<b>7</b>	<b>8</b>	<b>61-1</b>	<b>97</b>	<b>11</b>	<b>2</b>	<b>.278</b>

## GALLEGOS, FERNANDO — Pitcher

**Bats:** Left **Throws:** Right **Born:** September 4, 1992, Mission Hills, Calif.  
**Height:** 5-11 **Weight:** 200 **Resides:** Sylmar, Calif.

**Sox Acquisition:** Signed as a free agent, June 12, 2016.

**Minor League Highlights: 2016:** Made his professional debut with Advanced Rookie Great Falls ... averaged 8.8 strikeouts per 9.0 IP ... appeared in six games (four starts) for the Lake Erie Crushers of the independent Frontier League.

**Miscellaneous/Personal:** Is a 2015 graduate of Cal State Dominguez Hills ... earned All-West Region honors as a senior after hitting .338 (48-142) with seven doubles and 22 RBI.

YEAR	CLUB	W-L	PCT	ERA	G	GS	CG	SHO	SV	IP	H	R	ER	HR	HB	BB-I	SO	WP	BK	AVG
2016	Lake Erie	2-1	.667	0.36	6	4	0	0	1	25.0	14	3	1	0	0	2-0	21	1	0	.156
	Great Falls	3-0	1.000	2.33	17	3	0	0	1	38.2	32	11	10	3	0	13-0	38	0	0	.229
<b>MINOR TOTALS</b>		<b>3-0</b>	<b>1.000</b>	<b>2.33</b>	<b>17</b>	<b>3</b>	<b>0</b>	<b>0</b>	<b>1</b>	<b>38.2</b>	<b>32</b>	<b>11</b>	<b>10</b>	<b>3</b>	<b>0</b>	<b>13-0</b>	<b>38</b>	<b>0</b>	<b>0</b>	<b>.229</b>

*Italics indicates independent or foreign league; statistics not included in totals*

# MINOR LEAGUE PLAYERS

## GARCIA, JOXELIER — Catcher

**Bats:** Right **Throws:** Right **Born:** April 30, 1994, Palo Negro, Venezuela  
**Height:** 5-10 **Weight:** 185 **Resides:** Palo Negro, Venezuela

**Recommended/Signed By:** Amador Arias (White Sox).

**Sox Acquisition:** Signed as a free agent, March 19, 2012.

**Minor League Highlights: 2016:** Combined to hit .222 (6-27) with two doubles, five RBI and three runs scored over 10 games between Advanced Rookie League White Sox and Class A Winston-Salem.

YEAR	CLUB	AVG	G	AB	R	H	TB	2B	3B	HR	RBI	SH	SF	HB	BB	SO	SB	CS	OBP	SLG	E
2012	DSL White Sox	.231	22	65	5	15	17	2	0	0	6	1	1	0	9	13	0	1	.320	.262	5
2013	DSL White Sox	.254	63	201	25	51	71	13	0	3	25	9	3	9	21	30	1	3	.346	.363	9
2014	AZL White Sox	.000	6	8	0	0	0	0	0	0	0	0	0	0	0	0	0	0	.000	.000	0
2015	Great Falls	.245	18	49	8	12	18	3	0	1	4	0	0	3	6	11	0	0	.362	.367	2
2016	Winston-Salem	.000	1	3	0	0	0	0	0	0	0	0	0	0	0	0	0	0	.000	.000	0
2016	AZL White Sox	.250	9	24	3	6	8	2	0	0	5	0	0	3	4	5	0	0	.419	.333	1
<b>MINOR TOTALS</b>		<b>.240</b>	<b>119</b>	<b>350</b>	<b>41</b>	<b>84</b>	<b>116</b>	<b>20</b>	<b>0</b>	<b>4</b>	<b>40</b>	<b>10</b>	<b>4</b>	<b>15</b>	<b>40</b>	<b>62</b>	<b>1</b>	<b>4</b>	<b>.340</b>	<b>.331</b>	<b>17</b>

## GERARDO, JOSUE — Pitcher

**Bats:** Right **Throws:** Right **Born:** March 27, 1993, San Pedro De Macoris, Dominican Republic  
**Height:** 6-3 **Weight:** 180 **Resides:** San Pedro De Macoris, Dominican Republic

**Recommended/Signed By:** Miguel Peguero and Marino Deleon (White Sox).

**Sox Acquisition:** Signed as a free agent, February 9, 2015.

**Minor League Highlights: 2016:** Posted a 2.16 ERA (10 ER/41.2 IP) as a reliever ... limited righties to a .154 (18-117) average and lefties to a .205 (8-39) mark. **2015:** Went 1-1 with a 1.38 ERA (2 ER/13.0 IP) over six relief outings.

YEAR	Club	W-L	PCT	ERA	G	GS	CG	SHO	SV	IP	H	R	ER	HR	HB	BB-I	SO	WP	BK	AVG
2015	DSL White Sox	2-7	.222	5.89	16	10	0	0	0	47.1	47	41	31	0	11	33-0	33	12	0	.266
2016	DSL White Sox	5-2	.714	3.38	21	1	0	2	45.1	26	19	17	7	7	38-0	53	21	1	.167	
<b>MINOR TOTALS</b>		<b>7-9</b>	<b>.438</b>	<b>4.66</b>	<b>37</b>	<b>11</b>	<b>0</b>	<b>0</b>	<b>2</b>	<b>92.2</b>	<b>73</b>	<b>60</b>	<b>48</b>	<b>2</b>	<b>18</b>	<b>71-0</b>	<b>86</b>	<b>33</b>	<b>1</b>	<b>.219</b>

## GINDL, CALEB — Outfielder

**Bats:** Left **Throws:** Left **Born:** August 31, 1988, Pensacola, Fla.  
**Height:** 5-9 **Weight:** 205 **Resides:** Molino, Fla.

**Sox Acquisition:** Signed as a free agent, December 9, 2016.

**Major League Highlights: 2013:** Made his major-league debut on 6/15 at Cincinnati as a pinch-hitter in the seventh inning ... made his first career start (left field) on 6/20 at Houston ... recorded his first major-league hit, a single off Tim Hudson, on 6/22 vs. Atlanta ... recorded four straight multihit efforts from 7/27-30-1 ... connected on his first career home run, a game-winning, solo shot in the 13th inning off Ryan Webb, on 7/31 vs. Miami ... homered in back-to-back games twice on 8/24-25 and 9/15-16.

**Minor League Highlights: 2016:** Spent the season with the Lancaster Barnstormers of the independent Atlantic League. **2015:** Appeared in 85 games with Class AAA Buffalo ... was the disabled list from 5/20-6/6 (left hamstring strain) and 8/3-17 (left shin contusion). **2013:** Spent the entire season with Class AAA Nashville ... batted .310 (62-200) against righties and .388 (22-80) with RISP ... hit safely in 19 of his last 20 games of the season, hitting .372 (29-78). **2012:** Led Nashville with 27 doubles ... was named Pacific Coast League Player of the Week for 8/20-26, going 16-30 (.533) with two homers and 10 RBI ... did not commit an error all season (235 TC). **2011:** Ranked fourth among Brewer minor-leaguers with a .307 average ... was named Brewers Minor League Co-Player of the Month for August, hitting .375 (42-112) ... hit for the cycle on 7/10 vs. Albuquerque, becoming just the third player in the Nashville Sounds history to hit for the cycle, joining J.R. House (2004) and Tike Redman (2001) ... played for Caracas in the Venezuelan Winter League following the season. **2010:** Following the season played for the Surprise Rafters of the Arizona Fall League ... was selected to the AFL Rising Stars Game. **2009:** Ranked second in the Florida State League in home runs (17), third in slugging percentage (.459) and tied for fifth in RBI (71) ... was named a FSL Mid and Postseason All-Star ... earned FSL Player of the Week honors for 4/20-26 after batting .461 (12-26) with two home runs and 11 RBI. **2008:** Ranked among the South Atlantic League leaders in doubles (2nd, 38), hits (3rd, 156), on-base percentage (5th, .388) and batting average (8th, .307) ... was selected to the SAL postseason All-Star Team ... following the season played for West Oahu of the Hawaiian Winter League ... entered the season rated as the No. 10 Prospect in the Milwaukee organization by *Baseball America*. **2007:** Was selected by Milwaukee in the fifth round of the First-Year Player Draft.

**Miscellaneous/Personal:** Is a 2007 graduate of Pace High School in Milton, Fla.

YEAR	CLUB	AVG	G	AB	R	H	TB	2B	3B	HR	RBI	SH	SF	HB	BB	SO	SB	CS	OBP	SLG	E
2007	Helena	.372	55	207	40	77	120	22	3	5	42	0	4	0	20	38	4	4	.420	.580	1
2008	West Virginia	.307	137	508	86	156	241	38	4	13	81	0	2	5	63	144	14	5	.388	.474	6
2009	Brevard County	.277	112	394	61	109	181	15	3	17	71	2	8	1	57	92	18	4	.363	.459	6
2010	Huntsville	.277	128	463	61	126	188	33	1	9	60	6	5	5	55	78	10	5	.352	.406	6
2011	Nashville	.307	126	472	84	145	223	23	5	15	60	2	0	1	63	93	6	5	.390	.472	7
2012	Nashville	.261	127	452	54	118	191	27	5	12	50	2	4	2	37	98	4	1	.317	.423	0
2013	MILWAUKEE	.242	57	132	17	32	58	7	2	5	14	1	2	2	20	25	2	1	.340	.439	0
	Nashville	.295	83	312	33	92	152	21	3	11	51	1	2	2	30	72	1	2	.358	.487	1
2014	MILWAUKEE	.158	8	19	0	3	3	0	0	0	0	0	0	0	4	54	2	2	.287	.319	1
	Nashville	.227	110	362	40	82	128	20	1	8	32	1	1	2	42	88	2	2	.310	.354	1
2015	Buffalo	.228	85	307	29	70	98	12	2	4	27	0	2	1	25	54	2	2	.287	.319	1
2016	Lancaster	.295	135	539	65	159	229	36	2	10	72	0	9	1	58	94	7	6	.359	.425	3
<b>MINORS TOTALS</b>		<b>.280</b>	<b>963</b>	<b>3477</b>	<b>488</b>	<b>975</b>	<b>1522</b>	<b>211</b>	<b>27</b>	<b>94</b>	<b>474</b>	<b>14</b>	<b>28</b>	<b>19</b>	<b>392</b>	<b>757</b>	<b>61</b>	<b>30</b>	<b>.354</b>	<b>.438</b>	<b>21</b>

*Italics indicates independent or foreign league; statistics not included in totals*

# MINOR LEAGUE PLAYERS

## GLINES, JACKSON — Outfielder

**Bats:** Left **Throws:** Left **Born:** April 12, 1992, Fresno, Calif.  
**Height:** 6-0 **Weight:** 200 **Resides:** Coarsegold, Calif.

**Recommended/Signed By:** Glenn Murdock (White Sox).

**Sox Acquisition:** Selected in the 10th round, June 2015 First-Year Player Draft.

**Minor League Highlights: 2016:** Hit .333 (8-24) with RISP/two outs and .286 (12-42) with RISP ... fell a triple shy of the cycle on 7/10 at Missoula, going 4-6 with a double, home run, six RBI and three runs scored. **2015:** Appeared in 45 games with Advanced Rookie Great Falls in his first professional season ... reached base safely in 15 of 16 games from 7/12-8/6.

**Miscellaneous/Personal:** Attended the University of Michigan ... was named to All-Big Ten First-Team and to the Big Ten All-Tournament team ... spent two years at Fresno (Calif.) City College ... was named Central Valley Conference Most Valuable Player as a sophomore ... graduated in 2010 from Yosemite High School in Oakhurst, Calif. ... also played basketball and made the honor roll all four years.

YEAR	CLUB	AVG	G	AB	R	H	TB	2B	3B	HR	RBI	SH	SF	HB	BB	SO	SB	CS	OBP	SLG	E
2015	Great Falls	.240	45	146	19	35	49	8	0	2	10	0	1	10	15	14	3	0	.349	.336	2
2016	Great Falls	.243	34	107	21	26	44	8	2	2	25	1	1	9	18	15	4	1	.393	.411	0
<b>MINOR TOTALS</b>		<b>.241</b>	<b>79</b>	<b>253</b>	<b>40</b>	<b>61</b>	<b>93</b>	<b>16</b>	<b>2</b>	<b>4</b>	<b>35</b>	<b>1</b>	<b>2</b>	<b>19</b>	<b>33</b>	<b>29</b>	<b>7</b>	<b>1</b>	<b>.368</b>	<b>.368</b>	<b>2</b>

## GONZALEZ, DANIEL — Catcher

**Bats:** Right **Throws:** Right **Born:** December 6, 1995, Distrito Simon Rodriguez, Venezuela  
**Height:** 6-1 **Weight:** 190 **Resides:** El Tigre, Venezuela

**Recommended/Signed By:** Amador Arias (White Sox).

**Sox Acquisition:** Signed as a free agent, May 7, 2013.

**Minor League Highlights: 2016:** Batted a combined .315 (28-89) with five doubles, 11 RBI and 11 runs scored over 30 games between Class A Kannapolis and Class A Winston-Salem ... was on the disabled list from 8/1-17 with a left wrist contusion. **2015:** Combined to hit .263 (26-99) with three doubles, one home run and 20 RBI over 33 games between the Arizona Rookie League White Sox and Kannapolis ... batted .419 (13-31) with 20 RBI with RISP. **2014:** Hit safely in 20 of his first 21 games to start the season, including a 13-game hitting streak from 5/31-6/20.

YEAR	CLUB	AVG	G	AB	R	H	TB	2B	3B	HR	RBI	SH	SF	HB	BB	SO	SB	CS	OBP	SLG	E
2013	DSL White Sox	.236	46	144	16	34	41	4	2	0	11	3	0	5	22	15	6	4	.357	.292	7
2014	DSL White Sox	.288	47	177	22	51	57	6	0	0	19	1	1	5	15	12	1	1	.359	.322	5
2015	AZL White Sox	.273	26	77	8	21	27	3	0	1	15	0	1	1	4	11	0	1	.313	.351	4
	Kannapolis	.227	7	22	3	5	5	0	0	0	5	0	0	0	4	4	0	0	.346	.227	2
2016	Kannapolis	.258	23	66	6	17	19	2	0	0	6	0	1	3	17	0	0	0	.300	.288	0
	Winston-Salem	.478	7	23	5	11	14	3	0	0	5	0	0	1	4	0	0	0	.500	.609	1
<b>MINOR TOTALS</b>		<b>.273</b>	<b>156</b>	<b>509</b>	<b>60</b>	<b>139</b>	<b>164</b>	<b>18</b>	<b>2</b>	<b>1</b>	<b>61</b>	<b>4</b>	<b>2</b>	<b>12</b>	<b>49</b>	<b>63</b>	<b>7</b>	<b>6</b>	<b>.350</b>	<b>.322</b>	<b>19</b>

## GUERRERO, JORDAN — Pitcher

**Bats:** Left **Throws:** Left **Born:** March 31, 1994, Oxnard, Calif.  
**Height:** 6-3 **Weight:** 180 **Resides:** Moorpark, Calif.

**Recommended/Signed By:** Gary Woods (White Sox).

**Sox Acquisition:** Selected in the 15th round, June 2012 First-Year Player Draft.

**Minor League Highlights: 2017:** Enters the season rated by MLB.com as the No. 16 Prospect in the White Sox system. **2016:** Spent the entire season with Class AA Birmingham ... held opponents to a .188 (12-64) average with RISP/two outs ... was a non-roster invitee to spring training ... entered the season rated by *Baseball America* as the No. 8 Prospect and Possessing the Best Slider in the White Sox organization. **2015:** Split the season between Class A Kannapolis and Class A Winston-Salem, going 13-4 with a 3.08 ERA (51 ER/149.0 IP) and 148 strikeouts ... surrendered just seven home runs ... led all White Sox farmhands in strikeouts and tied for the lead in wins ... went 4-0 with a 1.97 ERA (7 ER/32.0 IP) at home ... allowed just two earned runs over 26.0 IP in April (four starts) ... limited right-handers to a .194 average (30-155) ... opened the season with 14.0 consecutive scoreless IP from 4/9-22 ... recorded six wins over a span of seven starts from 4/15-5/22 with the Dash ... earned South Atlantic League Pitcher of the Week honors for the periods of 4/9-20 and 5/11-17 ... did not allow a run over 20.0 straight IP from 5/4-22 ... was on the Kannapolis disabled list from 5/23-6/1 with a strain in his right quad. **2014:** Went 4-0 with a 2.65 ERA (11 ER/37.1 IP) and 48 strikeouts in 18 relief appearances with Kannapolis ... held opponents to a .207 (19-92) average with RISP. **2012:** Ranked by *Baseball America* as possessing the Best Secondary Pitch in the Sox draft class.

**Miscellaneous/Personal:** Graduated in 2012 from Moorpark (Calif.) High School.

YEAR	CLUB	W-L	PCT	ERA	G	GS	CG	SHO	SV	IP	H	R	ER	HR	HB	BB-I	SO	WP	BK	AVG
2012	Bristol	0-1	.000	3.00	7	0	0	0	0	9.0	10	3	3	0	0	4-0	6	1	0	.294
2013	Bristol	0-3	.000	4.26	5	5	0	0	0	25.1	31	15	12	4	0	5-0	15	1	0	.304
2014	Kannapolis	6-2	.750	3.46	27	9	0	0	0	78.0	81	33	30	5	3	27-0	80	4	1	.266
2015	Kannapolis	6-1	.857	2.28	9	9	0	0	0	55.1	42	15	14	1	2	10-0	60	0	0	.214
	Winston-Salem	7-3	.700	3.56	16	16	0	0	0	93.2	82	41	37	6	5	21-0	88	3	0	.240
2016	Birmingham	7-8	.467	4.83	25	25	0	0	0	136.0	133	76	73	13	5	73-0	108	8	3	.260
<b>MINOR TOTALS</b>		<b>26-18</b>	<b>.591</b>	<b>3.83</b>	<b>89</b>	<b>64</b>	<b>0</b>	<b>0</b>	<b>0</b>	<b>397.1</b>	<b>379</b>	<b>183</b>	<b>169</b>	<b>29</b>	<b>15</b>	<b>140-0</b>	<b>357</b>	<b>17</b>	<b>4</b>	<b>.254</b>

# MINOR LEAGUE PLAYERS

## GUERRERO, YEURIS — Pitcher

**Bats:** Right **Throws:** Right **Born:** September 20, 1995, Bani, Dominican Republic  
**Height:** 6-3 **Weight:** 180 **Resides:** Bani, Dominican Republic

**Recommended/Signed By:** Marco Paddy (White Sox).

**Sox Acquisition:** Signed as a free agent, June 13, 2014.

**Minor League Highlights:** 2016: Missed the entire season while recovering from right elbow surgery. 2014: Averaged 12.4 strikeouts per 9.0 IP (33 SO/24.0 IP) with a 4.1 strikeout-to-walk ratio (8 BB) with the Dominican Summer League White Sox.

YEAR	CLUB	W-L	PCT	ERA	G	GS	CG	SHO	SV	IP	H	R	ER	HR	HB	BB-I	SO	WP	BK	AVG
2014	DSL White Sox	0-2	.000	1.88	15	1	0	0	3	24.0	21	10	5	0	1	8-0	33	9	2	.223
2015	AZL White Sox	3-6	.333	9.32	13	10	0	0	0	47.1	66	51	49	5	7	29-0	39	12	8	.351
2016	DID NOT PLAY DUE TO INJURY																			
<b>MINOR TOTALS</b>		<b>3-8</b>	<b>.273</b>	<b>6.81</b>	<b>28</b>	<b>11</b>	<b>0</b>	<b>0</b>	<b>3</b>	<b>71.1</b>	<b>87</b>	<b>61</b>	<b>54</b>	<b>5</b>	<b>8</b>	<b>37-0</b>	<b>72</b>	<b>21</b>	<b>10</b>	<b>.309</b>

## HAMILTON, IAN — Pitcher

**Bats:** Right **Throws:** Right **Born:** June 16, 1995, Dover, N.H.  
**Height:** 6-0 **Weight:** 190 **Resides:** Vancouver, Wash.

**Recommended/Signed By:** Robbie Cummings (White Sox).

**Sox Acquisition:** Selected in the 11th round, June 2016 First-Year Player Draft.

**Minor League Highlights:** 2016: Combined to go 1-1 with a 3.69 ERA (13 ER/32.2 IP) and 29 strikeouts over 22 outings between the Arizona Rookie League White Sox and Class A Kannapolis ... led Kannapolis in saves (8), ranked second among relievers in opponents average (.202) and fourth in WHIP (1.14) ... converted seven consecutive saves to close out the season from 7/23-9/3.

**Miscellaneous/Personal:** Attended Washington State where he was a three-year letterwinner ... named Freshman All-American by Collegiate Baseball and NCBA after leading the Pac-12 with a school record 15 saves ... named to All-Pac-12 Conference First Team as a sophomore ... set a school record with 28 career saves ... heading into junior season, ranked No. 44 among the Top-100 college prospects by *Baseball America*, and garnered Louisville Slugger Preseason All-America Second Team honors by Collegiate Baseball ... played summer ball for the Wareham Gatemen in the Cape Cod League in 2016, named team's top pitcher after posting a 1-1 record with one save and a 0.89 ERA in 12 appearances ... named Co-MVP of the Cape Cod League All-Star Game.

YEAR	CLUB	W-L	PCT	ERA	G	GS	CG	SHO	SV	IP	H	R	ER	HR	HB	BB-I	SO	WP	BK	AVG
2016	AZL White Sox	0-0	.000	.000	1	0	0	0	0	1.0	0	0	0	0	0	1-0	2	0	0	.000
	Kannapolis	1-1	.500	3.69	21	0	0	0	8	31.2	22	13	13	3	0	14-1	27	0	0	.202
<b>MINOR TOTALS</b>		<b>1-1</b>	<b>.500</b>	<b>3.69</b>	<b>22</b>	<b>0</b>	<b>0</b>	<b>0</b>	<b>8</b>	<b>32.2</b>	<b>22</b>	<b>13</b>	<b>13</b>	<b>3</b>	<b>0</b>	<b>15-1</b>	<b>29</b>	<b>0</b>	<b>0</b>	<b>.101</b>

## HANSEN, ALEC — Pitcher

**Bats:** Right **Throws:** Right **Born:** October 10, 1994, Loveland, Col.  
**Height:** 6-7 **Weight:** 235 **Resides:** Loveland, Col.

**Recommended/Signed By:** Clay Overcash (White Sox).

**Sox Acquisition:** Selected in the second round, June 2016 First-Year Player Draft.

**Minor League Highlights:** 2017: Enters the season rated by *Baseball America* as the No. 10 Prospect and by MLB.com as the No. 14 Prospect in the White Sox organization. 2016: Went a combined 2-1 with a 1.32 ERA (8 ER/54.2 IP), 24 hits allowed, 20 walks and 81 strikeouts across three minor-league levels ... went 2-0 with a 0.00 ERA (23.0 IP) over his final four starts with Advanced Rookie Great Falls, allowing just one unearned run on five hits with 10 walks and 38 strikeouts ... was a two-time Pioneer League Pitcher of the Week (8/1-7 and 8/15-21) ... earned PL Player of Month honors for August ... named a 2016 postseason PL All-Star ... held rights to a .106 (11-104) average and left-handers to a .160 (13-77) mark ... averaged 13.3 strikeouts per 9.0 IP.

**Miscellaneous/Personal:** Attended the University of Oklahoma ... was honorable mention All-Big 12 and First Team Academic All-Big 12 as a sophomore in 2015 after going 5-6 with a 3.95 ERA (36 ER/82.0 IP) and 94 strikeouts in 15 starts ... majored in management ... is a 2013 graduate of Loveland (Col.) High School ... father, Nick, swam at Iowa State and was head coach at Wisconsin ... mother, Debbie, swam at Wisconsin ... uncle, Eric, swam at Iowa State and was head coach at Arizona State.

YEAR	CLUB	W-L	PCT	ERA	G	GS	CG	SHO	SV	IP	H	R	ER	HR	HB	BB-I	SO	WP	BK	AVG
2016	AZL White Sox	0-0	.000	0.00	3	3	0	0	0	7.0	1	0	0	0	0	4-0	11	0	0	.048
	Great Falls	2-0	1.000	1.23	7	7	0	0	0	36.2	12	6	5	3	12-0	59	0	0	.102	
	Kannapolis	0-1	.000	2.45	2	2	0	0	0	11.0	11	5	3	0	1	4-0	11	0	0	.262
<b>MINOR TOTALS</b>		<b>2-1</b>	<b>.667</b>	<b>1.32</b>	<b>12</b>	<b>12</b>	<b>0</b>	<b>0</b>	<b>0</b>	<b>54.2</b>	<b>24</b>	<b>11</b>	<b>8</b>	<b>3</b>	<b>4</b>	<b>20-0</b>	<b>81</b>	<b>0</b>	<b>0</b>	<b>.133</b>

## HASLER, DREW — Pitcher

**Bats:** Right **Throws:** Right **Born:** August 14, 1993, Hickory, N.C.  
**Height:** 6-6 **Weight:** 245 **Resides:** Valparaiso, Ind.

**Recommended/Signed By:** Garrett Guest (White Sox).

**Sox Acquisition:** Selected in the 34th round, June 2015 First-Year Player Draft.

**Minor League Highlights:** 2016: Went a combined 3-4 with a 2.15 ERA (17 ER/71.0 IP) and 33 strikeouts in 37 appearances between Class A Kannapolis and Class A Winston-Salem. 2015: Posted a 1.88 ERA (3 ER/14.1 IP) over his final nine outings at Advanced Rookie Great Falls.

**Miscellaneous/Personal:** Attended Valparaiso University ... graduated from Mishawaka Marian High School in Mishawaka, Ind. ... his father, Curt, is the White Sox bullpen coach.

YEAR	CLUB	W-L	PCT	ERA	G	GS	CG	SHO	SV	IP	H	R	ER	HR	HB	BB-I	SO	WP	BK	AVG
2015	Great Falls	1-1	.500	3.34	18	0	0	0	0	29.2	31	14	11	1	2	9-2	23	1	0	.267
2016	Kannapolis	2-3	.400	2.25	24	0	0	0	1	44.0	36	16	11	1	0	9-2	22	0	0	.222
	Winston-Salem	1-1	.500	2.00	13	0	0	0	1	27.0	20	6	6	2	0	3-0	11	1	0	.204
<b>MINOR TOTALS</b>		<b>4-5</b>	<b>.444</b>	<b>2.50</b>	<b>55</b>	<b>0</b>	<b>0</b>	<b>0</b>	<b>2</b>	<b>100.2</b>	<b>87</b>	<b>36</b>	<b>28</b>	<b>4</b>	<b>2</b>	<b>21-4</b>	<b>56</b>	<b>2</b>	<b>0</b>	<b>.231</b>

# MINOR LEAGUE PLAYERS

## HAYMES, BRAD — Pitcher

**Bats:** Right      **Throws:** Right      **Born:** March 22, 1994, Chatham, Va.  
**Height:** 6-2      **Weight:** 207      **Resides:** Chatham, Va.

**Recommended/Signed By:** Abe Fernandez (White Sox).

**Sox Acquisition:** Selected in the 17th round, June 2016 First-Year Player Draft.

**Minor League Highlights: 2016:** Appeared in just 10 games with the Arizona Rookie League White Sox after beginning the season on Advanced Rookie Great Falls disabled list with a sprained right ankle (6/28-7/14).

**Miscellaneous/Personal:** Is a 2016 graduate of Gardner-Webb University in Boiling Springs, N.C. ... tossed a career-high 110.2 IP, going 11-3 with eight complete games in 15 starts with 115 strikeouts and a 2.20 ERA in his senior season ... went 1-3 with a 3.34 ERA and team-best four saves in 17 appearances his junior year ... as a freshman, made 22 appearances out of the bullpen, going 3-1 with a 3.19 ERA in 31.0 IP ... graduated from Chatham (Va.) High School in 2012 ... tossed two no-hitters in his high school career ... tossed a 19-strikeout game vs. Nelson County ... named Dogwood District Player of the Year ... was a First-Team All-Metro choice by Danville Register & Bee ... earned honorable mention All-State Group A honors as a junior.

YEAR	CLUB	W-L	PCT	ERA	G	GS	CG	SHO	SV	IP	H	R	ER	HR	HB	BB-I	SO	WP	BK	AVG
2016	AZL White Sox	0-0	0.00	5.84	10	0	0	0	0	12.1	20	11	8	1	0	2-0	14	1	1	.323

## HICKMAN, BLAKE — Pitcher

**Bats:** Right      **Throws:** Right      **Born:** October 29, 1993, Chicago, Ill.  
**Height:** 6-5      **Weight:** 225      **Resides:** Palos Hills, Ill.

**Recommended/Signed By:** J.J. Lally (White Sox).

**Sox Acquisition:** Selected in the seventh round, June 2015 First-Year Player Draft.

**Minor League Highlights: 2016:** Missed the entire season while recovering from right elbow surgery. **2015:** Missed the entire season after having season-ending surgery to repair the ulnar collateral ligament in his right elbow on 6/20.

**Miscellaneous/Personal:** Attended the University of Iowa ... was named a Louisville Slugger Third-team All-American, an ABCA second-team All-Midwest Region honoree and first-team All-Big Ten after tying for the fifth-most wins (nine) in the Big Ten ... was a two-way player before transitioning solely to a pitcher in 2014 ... graduated in 2012 from Simeon Career Academy (Chicago, Ill.) ... was ranked as the fifth best player in the state of Illinois ... is a member of the Amateur City Elite (ACE) youth program.

## HICKMAN, MICHAEL — Catcher

**Bats:** Left      **Throws:** Right      **Born:** Nov. 5, 1996, Anaheim, Calif.  
**Height:** 6-0      **Weight:** 215      **Resides:** Katy, Texas

**Recommended/Signed By:** Warren Hughes (White Sox).

**Sox Acquisition:** Selected in the 13th round, June 2016 First-Year Player Draft.

**Minor League Highlights: 2016:** Played in 16 games during his first professional season with the Arizona Rookie League White Sox ... ranked second on the team in on-base percentage (.386) ... posted a .357 (5-14) average with RISP ... hit .364 (8-22) in August.

**Miscellaneous/Personal:** Attended Chipola College in Marianna, Fla. ... was a First-Team All-Pan Handle honoree as a freshman ... played in 56 games, hitting .345 with 10 home runs and 55 RBI ... was originally drafted in the 36th round of the 2015 First-Year Player Draft by the White Sox, but did not sign ... graduated from Fountain Valley (Calif.) High School.

YEAR	CLUB	AVG	G	AB	R	H	TB	2B	3B	HR	RBI	SH	SF	HB	BB	SO	SB	CS	OBP	SLG	E
2016	AZL White Sox	.286	16	49	6	14	18	4	0	0	2	1	0	3	5	18	0	0	.386	.367	0

## HINCHLEY, RYAN — Pitcher

**Bats:** Left      **Throws:** Left      **Born:** January 9, 1993, Elk Grove Village, Ill.  
**Height:** 6-3      **Weight:** 200      **Resides:** Elmhurst, Ill.

**Recommended/Signed By:** Garrett Guest (White Sox).

**Sox Acquisition:** Selected in the ninth round, June 2015 First-Year Player Draft.

**Minor League Highlights: 2016:** Combined to go 2-2 with a 6.81 ERA (28 ER/37.0 IP) and 48 strikeouts over 29 appearances between Advanced Rookie Great Falls and Class A Kannapolis. **2015:** Held lefties to a .207 (6-29) average, compared to a .341 (28-82) mark against right-handers at Great Falls.

**Miscellaneous/Personal:** Attended the University of Illinois-Chicago ... was named to the All-Horizon League Second-Team in 2015 after leading the Flames to the Horizon League regular season title ... his 10 saves in 2015 were the third-most in a single season in school history ... is a 2011 graduate of York Community High School in Elmhurst, Ill. ... played baseball, basketball and ran cross country.

YEAR	CLUB	W-L	PCT	ERA	G	GS	CG	SHO	SV	IP	H	R	ER	HR	HB	BB-I	SO	WP	BK	AVG
2015	Great Falls	3-2	.600	6.15	21	0	0	2	0	26.1	34	28	18	0	4	23-0	32	11	1	.306
2016	Kannapolis	1-0	1.000	6.43	13	0	0	0	0	21.0	23	17	15	0	3	20-0	25	6	1	.280
	Great Falls	1-2	.333	7.31	16	0	0	0	0	16.0	13	15	13	1	5	15-0	23	6	0	.213
<b>MINOR TOTALS</b>		<b>5-4</b>	<b>.556</b>	<b>6.54</b>	<b>50</b>	<b>0</b>	<b>0</b>	<b>0</b>	<b>0</b>	<b>63.1</b>	<b>70</b>	<b>60</b>	<b>46</b>	<b>1</b>	<b>12</b>	<b>58-0</b>	<b>80</b>	<b>23</b>	<b>2</b>	<b>.276</b>

## Birmingham Named 2016 MiLB Team of the Year

Class AA Birmingham was named 2016 MiLB Team of the Year by *Ballpark Digest*. It is the first time Birmingham has won the award. The Barons also were named the Don Micher Organization of the Year by the Southern League of Professional Baseball Clubs, which is presented to the club exemplifying the complete baseball franchise. By claiming this honor, Birmingham was the SL nominee for Minor League Baseball's John H. Johnson President's Trophy.

# MINOR LEAGUE PLAYERS

## HOBBS, LANE — Pitcher

**Bats:** Right      **Throws:** Right      **Born:** May 22, 1995, Austin, Texas  
**Height:** 6-5      **Weight:** 235      **Resides:** Taylor, Texas

**Recommended/Signed By:** Chris Walker (White Sox).

**Sox Acquisition:** Selected in the 18th round, June 2016 First-Year Player Draft.

**Minor League Highlights:** **2016:** Appeared in 18 games with Great Falls ... went 3-3 in save opportunities ... posted a 1.93 ERA (2 ER/9.1 IP) in July ... struck out five batters after tossing 2.0 scoreless IP on 7/25 at Grand Junction.

**Miscellaneous/Personal:** Is a 2016 graduate of Concordia University in Austin, Texas ... was named the D3Baseball.com West Region Pitcher of the Year, becoming the second consecutive Tornado to earn the ABCA/Rawlings West Region Pitcher of the Year award ... led the conference in wins (10), strikeouts (92), complete games (9), shutouts (4), opponent batting average (.180) and ranked fifth in IP (82.0).

YEAR	CLUB	W-L	PCT	ERA	G	GS	CG	SHO	SV	IP	H	R	ER	HR	HB	BB-I	SO	WP	BK	AVG
2016	Great Falls	1-0	1.000	5.24	18	0	0	0	3	22.1	31	17	13	0	2	2-0	21	3	1	.323

## HOBSON, K.C. — Infielder

**Bats:** Left      **Throws:** Left      **Born:** Aug. 22, 1990, Bakersfield, Calif.  
**Height:** 6-2      **Weight:** 230      **Resides:** Wilmington, N.C.

**Sox Acquisition:** Signed as a free agent, October 19, 2016.

**Minor League Highlights:** **2016:** Appeared in 39 games for Class AA New Hampshire before being released on 5/27 ... played in 98 games with Lancaster of the independent Atlantic League. **2015:** Hit .253 (79-312) with 12 doubles, one triple, 10 home runs and 43 RBI in the first half of the season with New Hampshire, earning Eastern League midseason All-Star honors ... led the team in RBI (67) and ranked second in home runs (14). **2014:** Combined to hit .228 (92-404) with 21 doubles, 12 home runs and 78 RBI in 114 games between Class A Dunedin and New Hampshire ... was named a Florida State League midseason All-Star ... assigned to New Hampshire on 6/16. **2013:** Appeared in 108 games for Dunedin where he led the team with 19 home runs and 72 RBI. **2012:** Played in 128 games at Class A Lansing ... posted team bests in doubles (43), walks (56) and RBI (86). **2010:** Split time between the Gulf Coast League Blue Jays and Lansing in his first professional season ... combined to hit .271 (60-221) with nine doubles, one triple, six home runs and 26 RBI. **2009:** Was selected by Toronto in the sixth round of the First-Year Player Draft.

**Miscellaneous/Personal:** Is a 2009 graduate of Stockdale High School in Bakersfield, Calif.

YEAR	CLUB	AVG	G	AB	R	H	TB	2B	3B	HR	RBI	SH	SF	HB	BB	SO	SB	CS	OBP	SLG	E
2010	GCL Blue Jays	.279	35	129	17	36	53	5	0	4	17	0	0	0	7	17	1	5	.316	.411	5
	Lansing	.261	23	92	14	24	36	4	1	2	9	0	2	0	4	17	0	0	.286	.391	3
2011	Lansing	.250	128	480	65	120	160	24	2	4	53	0	3	61	73	1	0	.336	.333	25	
2012	Lansing	.276	128	490	57	135	212	43	2	10	86	0	9	1	56	85	2	1	.345	.433	18
2013	Dunedin	.215	108	396	37	85	164	22	0	19	72	0	9	0	26	69	2	0	.258	.414	7
2014	Dunedin	.238	61	227	21	54	88	13	0	7	57	0	6	1	28	30	2	0	.317	.388	4
	New Hampshire	.215	53	177	18	38	61	8	0	5	21	0	0	0	15	41	1	1	.276	.345	9
2015	New Hampshire	.240	130	499	45	120	183	19	1	14	67	1	5	1	34	106	1	0	.288	.367	7
	Lancaster	.320	98	363	60	116	207	15	2	24	65	1	4	5	42	67	5	2	.394	.570	6
	New Hampshire	.163	39	141	13	23	39	5	1	3	15	0	1	1	16	33	0	0	.252	.277	2
<b>MINOR TOTALS</b>		<b>.241</b>	<b>705</b>	<b>2631</b>	<b>287</b>	<b>635</b>	<b>996</b>	<b>143</b>	<b>7</b>	<b>68</b>	<b>397</b>	<b>1</b>	<b>35</b>	<b>7</b>	<b>247</b>	<b>471</b>	<b>10</b>	<b>7</b>	<b>.304</b>	<b>.379</b>	<b>80</b>

*Italics indicates independent or foreign league; statistics not included in totals*

## HOREJSEI, MICHAEL — Pitcher

**Bats:** Right      **Throws:** Right      **Born:** August 5, 1993, Parma, Ohio  
**Height:** 5-10      **Weight:** 190      **Resides:** Brunswick, Ohio

**Recommended/Signed By:** Phil Gulley (White Sox).

**Sox Acquisition:** Selected in the 21st round, June 2016 First-Year Player Draft.

**Minor League Highlights:** **2016:** Went a combined 1-0 with a 0.90 ERA (4 ER/40.0 IP), four saves and 41 strikeouts in 23 appearances between Advanced Rookie Great Falls and Class A Kannapolis ... averaged 9.2 strikeouts per 9.0 IP ... held lefties to a .146 (6-41) average and right-handers to a .238 (25-105) mark ... opened the season by tossing 11.2 consecutive scoreless IP ... threw 14.2 consecutive scoreless IP from 8/8-31.

**Miscellaneous/Personal:** Attended Ohio State University... majored in construction systems management ... finished his senior season with a 1-0 record and a 2.37 ERA ... set a season high with a 4.2 strikeout-to-walk-ratio in 2016 ... was the 2015 Buckeye Strength and Conditioning Winner... is a 2011 graduate of St. Ignatius High School in Cleveland, Ohio ... was team captain as a senior ... was a Cuyahoga River Conference honorable mention as junior and senior.

YEAR	CLUB	W-L	PCT	ERA	G	GS	CG	SHO	SV	IP	H	R	ER	HR	HB	BB-I	SO	WP	BK	AVG
2016	Great Falls	0-1	.000	0.00	8	0	0	0	2	12.2	12	1	0	0	0	2-0	11	0	0	.250
	Kannapolis	0-0	—	1.32	15	0	0	0	2	27.1	19	4	4	1	1	9-10	30	4	0	.194
<b>MINOR TOTALS</b>		<b>0-1</b>	<b>.000</b>	<b>0.90</b>	<b>23</b>	<b>0</b>	<b>0</b>	<b>0</b>	<b>4</b>	<b>40.0</b>	<b>31</b>	<b>5</b>	<b>4</b>	<b>1</b>	<b>1</b>	<b>11-0</b>	<b>41</b>	<b>4</b>	<b>0</b>	<b>.212</b>

## Barons General Manager Named Executive of the Year

Class AA Birmingham General Manager Jonathan Nelson was named the 2016 Jimmy Bragan Executive of the Year, as voted by his peers. Nelson also won the award following the 2009 season. It is the sixth time since 1982 that a member of the Barons' front office has won the award.



# MINOR LEAGUE PLAYERS

## INFANTE, GREGORY — Pitcher

**Bats:** Right  
**Height:** 6-1

**Throws:** Right  
**Weight:** 190

**Born:** July 10, 1987, Caracas, Venezuela  
**Resides:** Caracas, Venezuela

**Recommended/Signed By:** John Tumminia (White Sox).

**Sox Acquisition:** Signed as a free agent, January 20, 2017.

**Major League Highlights:** **2016:** Made his major-league debut with the White Sox on 9/7 at Detroit (0.2 scoreless IP), recording his first career strikeout (Ryan Raburn).

**Minor League Highlights:** **2016:** Combined to go 6-3 with a 5.11 ERA (35 ER/61.2 IP) and 65 strikeouts in 39 games (two starts) between Class AA Reading and Class AAA Lehigh Valley. **2015:** Went 1-3 with a 3.18 ERA (20 ER/56.2 IP) and 50 strikeouts in 51 outings between Class AA New Hampshire and Class AAA Buffalo ... was named an International League midseason All-Star. **2014:** Went a combined 2-2 with a 1.94 ERA (10 ER/46.1 IP) and 44 strikeouts in 41 appearances between New Hampshire and Buffalo ... ranked second in the Eastern League with 22 saves. **2012:** Combined to go 4-1 with a 4.91 ERA (13 ER/33.0 IP), one save in 21 games between Class AA Birmingham and Class AAA Charlotte ... endured three stints on the disabled list: 4/5-23 (left oblique strain), 7/6-8/14 (right elbow strain) and 8/17-9/1 (right elbow inflammation). **2011:** Went 3-4 with a 2.54 ERA (18 ER/63.2 IP) and 54 strikeouts in 46 outings between Birmingham and Charlotte ... selected to the World Team in the All-Star Futures Game. **2010:** Earned Carolina League midseason All-Star honors. **2009:** Was named South Atlantic League Pitcher of the Week (4/8-19) after striking out 11 over 6.0 scoreless IP. **2008:** Ranked among Appalachian League leaders in IP (T2nd, 74.1) and ERA (5th, 2.66) ... earned APPLY Pitcher of the Week honors (7/28-8/3). **2006:** Began his pro career with the Venezuelan Summer League White Sox. **Miscellaneous/Personal:** Married to Elizabeth Garcia, sister of former White Sox pitcher Freddy Garcia.

YEAR	CLUB	W-L	PCT	ERA	G	GS	CG	SHO	SV	IP	H	R	ER	HR	HB	BB-I	SO	WP	BK	AVG
2006	VSL White Sox	0-0	.000	8.61	10	2	0	0	0	23.0	25	28	22	2	5	26-0	17	6	0	.291
2007	Bristol	2-3	.400	4.01	10	8	0	0	0	33.2	25	17	15	1	2	23-0	33	9	1	.207
2008	Kannapolis	1-2	.333	6.59	4	3	0	0	0	13.2	16	12	10	0	1	12-0	11	1	0	.286
	Bristol	4-3	.571	2.66	13	12	0	0	0	74.1	63	26	22	4	8	19-0	57	4	1	.232
2009	Kannapolis	3-5	.375	3.26	15	15	0	0	0	88.1	76	37	32	4	9	37-0	75	7	0	.239
	Winston-Salem	1-2	.333	7.84	6	5	0	0	0	20.2	18	20	18	3	5	23-0	10	5	0	.243
2010	Winston-Salem	1-2	.333	3.48	31	0	0	0	9	33.2	32	15	13	0	2	15-0	35	4	0	.250
	Birmingham	2-2	.500	3.42	24	0	0	0	3	26.1	23	11	10	0	1	12-1	34	3	0	.235
	WHITE SOX	0-0	.000	0.00	5	0	0	0	0	4.2	2	0	0	0	0	4-0	5	0	0	.133
2011	Birmingham	2-0	1.000	0.00	12	0	0	0	7	15.1	7	1	0	0	1	7-0	14	1	0	.132
	Charlotte	1-4	.200	3.35	34	0	0	0	4	48.1	50	20	18	5	2	21-1	40	5	0	.263
2012	Birmingham	0-0	.000	0.00	1	0	0	0	0	1.0	0	0	0	0	0	0-0	1	0	0	.000
	Charlotte	4-1	.800	3.66	20	0	0	1	32.0	30	18	13	1	0	16-0	20	7	0	.254	
2013	Chattanooga	1-1	.500	3.35	27	0	0	0	0	37.2	33	14	14	2	0	25-2	36	7	0	.250
	Albuquerque	0-0	.000	13.50	1	0	0	0	0	2.0	2	3	3	0	1	3-0	2	0	0	.286
2014	New Hampshire	0-1	.000	1.86	36	0	0	0	22	28.2	28	8	8	0	3	16-0	34	0	0	.207
	Buffalo	2-1	.667	2.35	5	0	0	0	0	7.2	2	2	2	0	0	2-0	10	0	0	.080
2015	New Hampshire	0-1	.000	5.63	6	0	0	0	1	8.0	12	10	5	0	0	7-0	9	3	0	.324
	Buffalo	1-2	.333	2.77	45	0	0	0	7	48.2	43	15	15	3	0	32-0	41	4	0	.238
2016	Reading	4-2	.667	4.84	30	1	0	0	0	44.2	49	25	24	4	1	23-3	53	5	0	.283
	Lehigh Valley	2-1	.667	5.82	9	1	0	0	0	17.0	17	11	11	3	2	12-0	12	0	0	.279
<b>MINOR TOTALS</b>		<b>31-33</b>	<b>.484</b>	<b>3.73</b>	<b>339</b>	<b>47</b>	<b>0</b>	<b>0</b>	<b>54</b>	<b>614.2</b>	<b>551</b>	<b>293</b>	<b>255</b>	<b>32</b>	<b>43</b>	<b>331-7</b>	<b>544</b>	<b>71</b>	<b>2</b>	<b>.243</b>
<b>MLB TOTALS</b>		<b>0-0</b>	<b>.000</b>	<b>0.00</b>	<b>5</b>	<b>0</b>	<b>0</b>	<b>0</b>	<b>0</b>	<b>4.2</b>	<b>2</b>	<b>0</b>	<b>0</b>	<b>0</b>	<b>0</b>	<b>4-0</b>	<b>5</b>	<b>0</b>	<b>0</b>	<b>.133</b>

## JONES, HUNTER — Outfielder

**Bats:** Right  
**Height:** 6-0

**Throws:** Right  
**Weight:** 180

**Born:** August 17, 1991, Seattle, Wash.  
**Resides:** Lakewood, Calif.

**Sox Acquisition:** Signed as a free agent, November 5, 2013.

**Minor League Highlights:** **2016:** Batted a combined .270 (134-497) with 20 doubles, eight triples, seven home runs, 47 RBI and 78 runs scored over 132 games between Class A Winston-Salem and Class AA Birmingham ... was a Carolina League midseason All-Star ... posted a .321 (44-137) average against lefties, compared to a .250 (90-360) mark vs. right-handers. **2015:** Combined to hit .208 (41-197) with four doubles, one triple, 10 RBI and 31 runs scored in 53 games between the Arizona Rookie League White Sox and Class A Kannapolis. **2014:** Hit .266 (71-267) with 12 doubles, four triples, nine home runs, 30 RBI, 55 runs scored and 20 stolen bases in 69 games between Advanced Rookie Great Falls and Kannapolis ... recorded a hit in 24 of his 28 games with Great Falls. **2013:** Did not play after being released by the Cleveland organization on 3/23. **2010:** Selected by Cleveland in the 11th round of the draft.

**Miscellaneous/Personal:** Is 2010 graduate of Lakewood (Calif.) High School.

YEAR	CLUB	AVG	G	AB	R	H	TB	2B	3B	HR	RBI	SH	SF	HB	BB	SO	SB	CS	OBP	SLG	E
2010	AZL Indians	.190	11	42	4	8	8	0	0	0	1	0	0	1	5	13	5	0	.292	.190	2
2011	AZL Indians	.257	23	74	5	19	23	2	1	0	9	1	2	0	9	9	5	2	.329	.311	1
2012	Mahoning	.230	52	174	17	40	49	5	2	0	11	6	0	1	12	41	3	3	.283	.282	2
2013																					
2014	Kannapolis	.205	41	156	27	32	64	5	1	5	15	0	1	7	16	45	11	2	.306	.346	1
	Great Falls	.351	28	111	28	39	54	7	3	4	15	0	1	0	12	24	9	1	.411	.577	0
2015	AZL White Sox	.226	7	31	6	7	9	0	1	0	1	0	0	0	3	6	7	1	.294	.290	0
	Kannapolis	.205	46	166	25	34	38	4	0	0	9	2	3	5	21	42	15	3	.308	.229	2
2016	Winston-Salem	.286	90	364	62	104	146	13	7	5	34	4	4	7	37	70	31	10	.359	.401	0
	Birmingham	.226	42	133	16	30	45	7	1	2	13	2	3	4	11	29	2	0	.298	.338	4
<b>MINOR TOTALS</b>		<b>.250</b>	<b>340</b>	<b>1251</b>	<b>190</b>	<b>313</b>	<b>436</b>	<b>43</b>	<b>16</b>	<b>16</b>	<b>108</b>	<b>15</b>	<b>14</b>	<b>25</b>	<b>126</b>	<b>279</b>	<b>88</b>	<b>22</b>	<b>.328</b>	<b>.349</b>	<b>12</b>

# MINOR LEAGUE PLAYERS

## KAPSTEIN, ZACH — Outfielder

**Bats:** Right      **Throws:** Right      **Born:** May 28, 1992, Providence, R.I.  
**Height:** 6-2      **Weight:** 220      **Resides:** Little Compton, R.I.

**Sox Acquisition:** Signed as a free agent, December 15, 2016.

**Minor League Highlights:** 2016: Appeared in just eight games due to injuries ... was on the disabled list twice from 7/3-24 (left forearm contusion) and 8/11-remainder of the season (right hamstring strain). 2015: Combined to hit .250 (26-104) with six doubles, one home run and 16 RBI in 30 games between Class A Lowell and Class A Salem ... hit .344 (11-32) in nine August games with Salem. 2014: Batted .302 (49-162) vs. righties ... hit .301 (25-83) in 30 home games ... recorded an eight-game hitting streak from 5/13-26, hitting .458 (11-24) with 10 RBI. 2013: Was on the disabled list from 6/17-28 (left hamstring strain) and 7/1-remainder of the season (right hamstring strain). 2012: Played in 26 games with Lowell before being placed on the disabled list on 8/22 with a strained left hamstring, missing the rest of the season. 2011: Batted .440 (11-25) vs. lefties and .371 (13-35) against right-handers ... hit .516 (16-31) in 11 away games ... recorded a nine-game hitting streak from 8/5-23 (.533, 16-30). 2010: Made his professional debut with the Gulf Coast League Red Sox ... was selected by the Boston Red Sox in the 44th round of the First-Year Player Draft.

**Miscellaneous/Personal:** Is a 2010 graduate of Tiverton (R.I.) High School ... hit .603 (41-68) with five home runs, 22 RBI and 24 stolen bases in as many attempts during his senior year ... was named First-Team All-State ... brother, Jake, played four minor-league seasons in the Detroit Tigers organization from 2012-15.

YEAR	CLUB	AVG	G	AB	R	H	TB	2B	3B	HR	RBI	SH	SF	HB	BB	SO	SB	CS	OBP	SLG	E
2010	GCL Red Sox	.000	8	5	0	0	0	0	0	0	0	0	0	1	2	2	0	0	.375	.000	0
2011	GCL Red Sox	.400	22	60	4	24	31	4	0	1	6	0	0	2	5	13	0	1	.463	.517	2
2012	Lowell	.160	26	81	9	13	16	3	0	0	2	0	0	3	7	31	0	0	.253	.198	1
2013	Lowell	.125	2	8	0	1	2	1	0	0	1	0	0	0	0	3	0	0	.125	.250	0
2014	Greenville	.280	66	200	26	56	69	8	1	1	26	2	2	3	24	76	2	1	.362	.345	2
2015	Salem	.250	26	88	9	22	30	5	0	1	13	0	0	0	9	27	3	0	.341	.657	0
	Lowell	.250	4	16	5	4	5	1	0	0	3	0	1	0	2	3	0	0	.316	.313	0
2016	Frederick	.154	8	26	2	4	4	0	0	0	0	0	0	0	0	8	0	1	.154	.308	1
<b>MINOR TOTALS</b>		.256	162	484	55	124	157	22	1	3	51	2	4	9	49	163	5	4	.333	.324	4

## KATZ, ALEX — Pitcher

**Bats:** Left      **Throws:** Left      **Born:** October 12, 1994, Manhasset, N.Y.  
**Height:** 5-11      **Weight:** 195      **Resides:** New Hyde Park, N.Y.

**Recommended/Signed By:** Joel Grampietro (White Sox).

**Sox Acquisition:** Selected in the 27th round, June 2015 First-Year Player Draft.

**Minor League Highlights:** 2016: Went a combined 0-1 with a 3.27 ERA (20 ER/55.0 IP) and 57 strikeouts over 34 appearances between Class A Kannapolis and Class A Winston-Salem ... averaged 9.3 strikeouts per 9.0 IP. 2015: Combined to go 2-0 with a 2.20 ERA (8 ER/32.2 IP), four saves and 40 strikeouts over 18 appearances (one start) between Advanced Rookie Great Falls and Arizona Rookie League White Sox ... averaged 11.0 strikeouts per 9.0 IP ... allowed one earned run or less in 16 of his outings.

**Miscellaneous/Personal:** Attended St. John's University in Jamaica, N.Y. ... went 3-1 with a 3.40 ERA (29 ER/55.2 IP) in 19 appearances (six starts) as a senior ... owned a 5-6 record with a 3.96 ERA in 57 games (17 starts) for his career with the Red Storm ... studied sport management ... is a graduate of Herricks High School in New Hyde Park, N.Y.

YEAR	CLUB	W-L	PCT	ERA	G	GS	CG	SHO	SV	IP	H	R	ER	HR	HB	BB-I	SO	WP	BK	AVG
2015	Great Falls	0-1	.000	1.52	12	1	0	0	3	23.2	19	9	4	0	0	7-0	31	5	0	.216
	AZL White Sox	0-1	.000	4.00	6	0	0	0	1	9.0	7	5	4	0	0	4-0	9	3	0	.206
2016	Kannapolis	0-1	.000	3.44	30	0	0	0	1	49.2	46	21	19	1	3	19-10	50	5	0	.249
	Winston-Salem	0-0	—	1.69	4	0	0	0	1	5.1	2	1	1	0	0	5-0	7	3	0	.118
<b>MINOR TOTALS</b>		0-3	.000	2.87	52	1	0	0	6	87.2	74	36	28	1	3	35-0	97	16	0	.228

## KRAUSS, CONOR — Pitcher

**Bats:** Right      **Throws:** Right      **Born:** June 14, 1993, Morristown, N.J.  
**Height:** 6-5      **Weight:** 235      **Resides:** Randolph, N.J.

**Sox Acquisition:** Signed as a free agent, July 22, 2016.

**Minor League Highlights:** 2016: Combined to go 0-4 with a 5.61 ERA (16 ER/25.2 IP) in 25 games between Class A Dayton, Class A Daytona, the Arizona Rookie League White Sox and Class AA Birmingham. 2015: Limited opponents to a .226 (19-84) average with RISP ... lefties went 22-102 (.216) against him ... posted a 1.95 ERA (6 ER/27.2 IP) during the first half of the season. 2014: Went a combined 2-3 with a 4.55 ERA (14 ER/27.2 IP) and 20 strikeouts in 17 games (two starts) between the Arizona Rookie League Reds and Advanced Rookie Billings ... was selected by Cincinnati in the 20th round of the First-Year Player Draft.

**Miscellaneous/Personal:** Attended Seton Hall University where he was a three-year letterwinner ... went 1-1 with a 3.54 ERA (11 ER/28.0 IP), four saves and 32 strikeouts in 19 games ... graduated from Randolph (N.J.) High School in 2011.

YEAR	CLUB	W-L	PCT	ERA	G	GS	CG	SHO	SV	IP	H	R	ER	HR	HB	BB-I	SO	WP	BK	AVG
2014	AZL Reds	1-1	.500	1.42	9	0	0	0	2	12.2	13	5	2	0	1	6-0	17	0	0	.260
	Billings	1-2	.333	6.89	8	2	0	0	0	15.2	15	16	12	1	5	5-0	12	7	0	.242
2015	Dayton	3-3	.500	2.97	42	0	0	0	9	60.2	57	26	20	0	9	25-0	44	9	1	.253
2016	Dayton	0-3	.000	5.79	13	0	0	0	0	14.0	13	14	9	0	3	16-0	10	3	1	.236
	Daytona	0-0	.000	4.50	4	0	0	0	0	4.0	5	2	2	0	1	5-0	2	1	0	.313
	AZL White Sox	0-0	.000	1.93	4	0	0	0	0	4.2	2	1	1	0	0	4-0	4	0	0	.143
	Birmingham	0-1	.000	12.00	4	0	0	0	0	3.0	4	4	4	0	1	5-0	4	1	0	.333
<b>MINOR TOTALS</b>		5-10	.333	3.92	84	2	0	0	11	114.2	109	68	50	1	20	66-0	93	21	2	.251

# MINOR LEAGUE PLAYERS

## LAMB, WILL — Pitcher

**Bats:** Left **Throws:** Left **Born:** September 9, 1990, Newport News, Va.  
**Height:** 6-6 **Weight:** 180 **Resides:** Orlando, Fla.

**Recommended/Signed By:** Keith Staab and Bruce Benedict (White Sox).

**Sox Acquisition:** Obtained from Texas in exchange for RHP Myles Jaye, December 10, 2015.

**Minor League Highlights: 2016:** Spent the entire season with Class AAA Charlotte ... held lefties to a .161 (9-56) average ... went 4-0 with a 2.45 ERA (4 ER/14.2 IP) in 10 games in May. **2015:** Went 3-4 with a 4.89 ERA (28 ER/57.0 IP) and 51 strikeouts in 47 relief appearances between Class AA Frisco and Class AAA Round Rock in the Texas organization ... surrendered just one earned run while striking out 11 over his first 10.0 IP ... was promoted to Round Rock on 6/13, where he held lefties to a .225 (9-40) average ... each of his first seven appearances (7.2 IP) were scoreless ... was acquired by the White Sox from Texas in exchange for pitcher Myles Jaye on 12/10. **2014:** Combined to go 5-3 with a 1.58 ERA (9 ER/51.1 IP), five saves and 59 strikeouts over 40 relief appearances between Class A Myrtle Beach and Frisco ... limited left-handers to a .175 average (10-57) ... averaged 10.3 strikeouts per 9.0 IP and surrendered just one homer ... opened the season in extended spring before joining Myrtle Beach on 4/18 ... 12 of his 14 appearances were scoreless ... recorded a 0.70 ERA (3 ER/38.2 IP) with 45 strikeouts over a 30-game stretch from 5/26-8/27 ... was promoted to Frisco on 6/16, where he recorded a 1.09 ERA (4 ER/33.0 IP) over 26 relief outings ... surrendered just one earned run over 14.0 IP in July (0.64 ERA) and one over 14.1 IP in August (0.63 mark) ... recorded scoreless streaks of nine games (12.0 IP) from 7/2-23 and 10 games (11.2 IP) from 8/1-27 ... made 12 appearances with Lara in the Venezuelan Winter League, going 1-1 with a 4.00 ERA (4 ER/9.0 IP). **2013:** Limited left-handers to a .195 average (15-77) ... pitched for Surprise in the Arizona Fall League. **2012:** Went 6-6 with a 4.23 ERA (45 ER/95.2 IP) as a starter and 0-2 with a 3.55 ERA as a reliever ... limited right-handed hitters to a .228 (68-298) average. **2011:** Made his professional debut with Class A Spokane and Hickory, going 3-1 with a 2.75 ERA (17 ER/55.2 IP) and 62 strikeouts over 16 appearances (11 starts) ... limited opponents to a .220 average (45-205), while right-handers hit .188 (28-149) ... struck out 10.6 batters per 9.0 IP ... was named the 18th-best prospect in the Northwest League by Baseball America.

**Miscellaneous/Personal:** Played for Clemson University from 2009-11 ... was a two-way player during his three seasons with the Tigers ... appeared in 10 games (four starts) as a pitcher and 59 games in the field ... was the Tigers starting center fielder as a junior, hitting .348 (79-227) with three homers and 39 RBI ... did not commit an error over 161 total chances ... is a 2008 graduate of York (Va.) High School ... was a First-Team All-State outfielder as a senior.

YEAR	CLUB	W-L	PCT	ERA	G	GS	CG	SHO	SV	IP	H	R	ER	HR	HB	BB-I	SO	WP	BK	AVG
2011	Spokane	1-1	.500	3.89	12	7	0	0	0	37.0	35	17	16	3	2	23-0	42	3	0	.248
	Hickory	2-0	1.000	0.48	4	4	0	0	0	18.2	10	2	1	0	1	8-0	20	3	0	.156
2012	Hickory	6-8	.429	4.15	27	21	0	0	0	108.1	95	63	50	13	6	57-0	80	13	0	.234
2013	Myrtle Beach	5-3	.625	5.17	39	1	0	0	1	69.2	60	42	40	8	7	39-1	62	6	0	.234
2014	Myrtle Beach	1-1	.500	2.41	14	0	0	0	2	18.2	17	5	5	0	0	9-0	25	0	0	.236
	Frisco	4-2	.667	1.09	26	0	0	0	3	33.0	18	5	4	1	1	26-1	34	4	0	.168
2015	Frisco	1-1	.500	3.12	22	0	0	0	0	26.0	27	11	9	0	3	11-0	24	1	0	.260
	Round Rock	2-3	.400	5.52	25	0	0	0	0	31.0	32	20	19	3	2	15-0	27	2	0	.260
2016	Charlotte	4-2	.667	5.47	39	1	0	0	0	54.1	55	33	33	9	2	27-0	42	5	0	.259
<b>MINOR TOTALS</b>		<b>26-21</b>	<b>.553</b>	<b>4.02</b>	<b>208</b>	<b>34</b>	<b>0</b>	<b>0</b>	<b>6</b>	<b>396.2</b>	<b>349</b>	<b>198</b>	<b>177</b>	<b>37</b>	<b>24</b>	<b>215-2</b>	<b>356</b>	<b>37</b>	<b>0</b>	<b>.235</b>

## LAMBERT, JIMMY — Pitcher

**Bats:** Right **Throws:** Right **Born:** November 18, 1994, Arcadia, Calif.  
**Height:** 6-2 **Weight:** 170 **Resides:** San Dimas, Calif.

**Recommended/Signed By:** Adam Virchis (White Sox).

**Sox Acquisition:** Selected in the fifth round, June 2016 First-Year Player Draft.

**Minor League Highlights: 2016:** Went a combined 1-6 with a 5.26 ERA (22 ER/37.2 IP) and 43 strikeouts over 15 appearances (13 starts) between the Arizona Rookie League White Sox and Class A Kannapolis.

**Miscellaneous/Personal:** Attended Fresno State University, where he went 10-2 with a 3.13 ERA (34 ER/97.2 IP) ... is a 2013 graduate of San Dimas (Calif.) High School, where he pitched and played in the outfield ... led San Dimas to a Valley Vista League title as a junior in 2012.

YEAR	CLUB	W-L	PCT	ERA	G	GS	CG	SHO	SV	IP	H	R	ER	HR	HB	BB-I	SO	WP	BK	AVG
2016	AZL White Sox	1-1	.500	3.38	4	2	0	0	0	8.0	5	5	3	1	0	2-0	13	0	0	.172
	Kannapolis	0-5	.000	5.76	11	11	0	0	0	29.2	39	22	19	2	1	11-0	30	6	0	.315
<b>MINOR TOTALS</b>		<b>1-6</b>	<b>.143</b>	<b>5.26</b>	<b>15</b>	<b>13</b>	<b>0</b>	<b>0</b>	<b>0</b>	<b>37.2</b>	<b>44</b>	<b>27</b>	<b>22</b>	<b>3</b>	<b>1</b>	<b>13-0</b>	<b>43</b>	<b>6</b>	<b>0</b>	<b>.288</b>

## LASSITER, LONDON — Outfielder

**Bats:** Right **Throws:** Right **Born:** June 14, 1993, Thomasville, N.C.  
**Height:** 6-1 **Weight:** 195 **Resides:** High Point, N.C.

**Recommended/Signed By:** Abe Fernandez (White Sox).

**Sox Acquisition:** Selected in the 21st round, June 2015 First-Year Player Draft.

**Minor League Highlights: 2016:** Hit a combined .279 (119-426) with 20 doubles, two triples, two home runs, 32 RBI, 14 steals and 62 runs scored over 115 games between Class A Kannapolis and Class A Winston-Salem ... led the Intimidators in batting average (.283) and on-base percentage (.370) ... was named to the South Atlantic League midseason All-Star team ... hit safely in nine straight games from 5/24-6/1, batting .357 (15-42). **2015:** Tied for eighth in the Pioneer League in batting average (.312) ... led Advanced Rookie Great Falls in walks (30), on-base percentage (.420), tied for the team lead in average and ranked third in runs scored (34) ... collected a season-high three hits on 7/12 vs. Ogdén ... recorded a season-high five RBI on 7/18 at Idaho Falls.

**Miscellaneous/Personal:** Attended the University of North Carolina ... hit .324 (221-683) with two home runs and 75 RBI over his career, including .302 (61-202) with 14 doubles and 26 RBI as a junior ... was named a Freshman All-American by *Baseball America*, Perfect Game, NCBWA and Louisville Slugger after hitting .358 (92-257) with 28 RBI and 75 runs scored ... originally was drafted in the 16th round of the 2012 draft by Arizona Diamondbacks but did not sign ... is a graduate of North Davidson High School in Lexington, N.C. ... his brother, Garrison, played five seasons in the Yankees minor-league system from 2008-12.

# MINOR LEAGUE PLAYERS

YEAR	CLUB	AVG	G	AB	R	H	TB	2B	3B	HR	RBI	SH	SF	HB	BB	SO	SB	CS	OBP	SLG	E
2015	Great Falls	.312	49	170	34	53	76	10	2	3	21	4	3	4	30	37	6	1	420	447	2
2016	Kannapolis	.283	77	286	35	81	102	13	1	2	24	2	1	9	31	78	9	6	370	357	2
	Winston-Salem	.271	38	140	27	38	47	7	1	0	8	0	2	4	20	41	5	1	.373	.336	3
<b>MINOR TOTALS</b>		<b>.289</b>	<b>164</b>	<b>596</b>	<b>96</b>	<b>172</b>	<b>225</b>	<b>30</b>	<b>4</b>	<b>5</b>	<b>53</b>	<b>6</b>	<b>6</b>	<b>17</b>	<b>81</b>	<b>156</b>	<b>20</b>	<b>8</b>	<b>.386</b>	<b>.378</b>	<b>7</b>

## LECHICH, LOUIE — Pitcher

**Bats:** Left **Throws:** Left **Born:** November 19, 1991, Stockton, Calif.  
**Height:** 6-4 **Weight:** 200 **Resides:** Stockton, Calif.

**Recommended/Signed By:** George Kachigian (White Sox).

**Sox Acquisition:** Selected in the sixth round, June 2014 First-Year Player Draft.

**Minor League Highlights:** 2016: Was converted from an outfielder to a pitcher in July ... went 2-0 and tossed 15.0 scoreless IP in 12 appearances between the Arizona Rookie League White Sox and Class A Kannapolis ... appeared in 10 games with Glendale in the Arizona Fall League, going 1-0 with a 0.71 ERA (1 ER/12.2 IP) and .167 opponents average (7-42). 2015: Ranked fifth in the South Atlantic League in RBI (71) at Kannapolis. 2014: Batted .307 (35-114) over his last 30 games at Advanced Rookie Great Falls ... was rated by *Baseball America* as the Best Defensive Player in the White Sox draft class.

**Miscellaneous/Personal:** Attended the University of San Diego ... helped lead the team to the WCC Tournament championship and NCAA Regionals in 2013 ... is a 2010 graduate from St. Mary's High School in Stockton, Calif. ... lettered in baseball and football.

YEAR	CLUB	W-L	PCT	ERA	G	GS	CG	SHO	SV	IP	H	R	ER	HR	HB	BB-I	SO	WP	BK	AVG
2016	AZL White Sox	1-0	1.000	0.00	5	0	0	0	0	5.0	4	1	0	0	0	0-0	6	0	0	.222
	Kannapolis	1-0	1.000	0.00	7	0	0	0	0	10.0	8	0	0	0	0	3-0	10	1	0	.216
<b>MINOR TOTALS</b>		<b>2-0</b>	<b>1.000</b>	<b>0.00</b>	<b>12</b>	<b>0</b>	<b>0</b>	<b>0</b>	<b>0</b>	<b>15.0</b>	<b>12</b>	<b>1</b>	<b>0</b>	<b>0</b>	<b>0</b>	<b>3-0</b>	<b>16</b>	<b>1</b>	<b>0</b>	<b>.218</b>

YEAR	CLUB	AVG	G	AB	R	H	TB	2B	3B	HR	RBI	SH	SF	HB	BB	SO	SB	CS	OBP	SLG	E
2014	Great Falls	.254	61	228	32	58	90	13	2	5	22	0	1	2	10	56	4	1	290	395	3
2015	Kannapolis	.253	130	494	59	125	168	19	3	6	71	5	5	3	36	99	19	3	.305	.340	5
2016	Winston-Salem	.159	39	138	8	22	28	6	0	7	0	0	0	8	42	0	0	.205	.203	4	
<b>MINORS TOTALS</b>		<b>.238</b>	<b>230</b>	<b>860</b>	<b>99</b>	<b>205</b>	<b>286</b>	<b>38</b>	<b>5</b>	<b>11</b>	<b>100</b>	<b>5</b>	<b>6</b>	<b>5</b>	<b>54</b>	<b>197</b>	<b>23</b>	<b>4</b>	<b>.285</b>	<b>.333</b>	<b>12</b>

## LEDO, LUIS — Pitcher

**Bats:** Right **Throws:** Right **Born:** May 28, 1995, La Romana, Dominican Republic  
**Height:** 6-4 **Weight:** 208 **Resides:** La Romana, Dominican Republic

**Recommended/Signed By:** Miguel Peguero (White Sox).

**Sox Acquisition:** Signed as a free agent, June 12, 2013.

**Minor League Highlights:** 2016: Combined to go 6-4 with a 2.64 ERA (19 ER/64.2 IP) and 55 strikeouts over 16 appearances (14 starts) between the Dominican Summer League White Sox, the Arizona Rookie League White Sox and Advanced Rookie Great Falls ... was an Arizona League postseason All-Star ... led the AZL in ERA (1.19), ranked second in opponents average (.200) and was tied for third in WHIP (1.01).

YEAR	Club	W-L	PCT	ERA	G	GS	CG	SHO	SV	IP	H	R	ER	HR	HB	BB-I	SO	WP	BK	AVG
2013	DSL White Sox	1-2	.333	2.82	8	6	0	0	0	22.1	17	9	7	0	0	10-0	19	4	0	.218
2014	DSL White Sox	3-2	.600	5.64	14	3	0	0	0	22.1	29	16	14	0	1	16-0	24	8	0	.319
2015	DSL White Sox	0-2	.000	3.57	5	3	0	0	0	17.2	20	9	7	0	0	5-0	11	1	0	.299
2016	DSL White Sox	0-0	—	1.29	2	2	0	0	0	7.0	8	1	1	0	0	0-0	9	0	0	.333
	AZL White Sox	4-3	.571	*1.19	11	9	0	0	0	45.1	34	14	6	0	2	12-0	36	2	0	.200
	Great Falls	2-1	.667	8.76	3	3	0	0	0	12.1	13	12	12	3	1	11-0	10	2	0	.265
<b>MINOR TOTALS</b>		<b>10-10</b>	<b>.500</b>	<b>3.33</b>	<b>43</b>	<b>26</b>	<b>0</b>	<b>0</b>	<b>0</b>	<b>127.0</b>	<b>121</b>	<b>61</b>	<b>47</b>	<b>3</b>	<b>4</b>	<b>54-0</b>	<b>109</b>	<b>17</b>	<b>0</b>	<b>.253</b>

\*Led League

## LEYER, ROBINSON — Pitcher

**Bats:** Right **Throws:** Right **Born:** March 13, 1993, El Seibo, Dominican Republic  
**Height:** 6-2 **Weight:** 175 **Resides:** El Seibo, Dominican Republic

**Recommended/Signed By:** Rafael Santana/Miguel Peguero (White Sox).

**Sox Acquisition:** Signed as a free agent, November 6, 2011.

**Minor League Highlights:** 2016: Went a combined 4-6 with a 4.82 ERA (45 ER/84.0 IP) and 75 strikeouts over 37 appearances (10 starts) between Class A Winston Salem and Class AA Birmingham ... entered the season rated by *Baseball America* as Possessing the Best Fastball in the White Sox organization. 2015: Combined to go 6-7 with a 4.50 ERA (61 ER/122.0 IP) in 28 games (22 starts) between Winston-Salem and Birmingham ... was named Carolina League Pitcher of the Week for the period of 7/6-12 ... made nine appearances in the Arizona Fall League for Glendale, posting a 3.00 ERA (3 ER/9.0 IP) ... was named to the AFL All-Star West Division Team. 2014: Tossed a complete game on 7/8 at Greensboro, allowing two runs over 7.0 IP.

YEAR	CLUB	W-L	PCT	ERA	G	GS	CG	SHO	SV	IP	H	R	ER	HR	HB	BB-I	SO	WP	BK	AVG
2012	DSL White Sox	1-4	.200	3.12	13	13	0	0	0	52.0	62	35	18	0	1	17-0	31	6	1	.292
2013	Bristol	2-7	.222	6.35	13	13	0	0	0	56.2	74	45	40	5	7	30-0	38	1	2	.327
2014	Kannapolis	5-9	.357	3.81	25	25	1	0	0	134.2	144	73	57	9	5	43-0	86	7	1	.282
2015	Winston-Salem	3-6	.333	4.30	16	16	1	0	0	83.2	79	47	40	7	2	26-0	64	1	1	.239
	Birmingham	1-1	.750	4.93	12	6	0	0	0	38.1	42	26	21	3	1	17-0	30	2	1	.280
2016	Birmingham	1-2	.333	5.79	24	0	0	0	0	32.2	40	23	21	1	1	20-0	33	3	0	.308
	Winston-Salem	3-4	.429	4.21	13	10	1	0	0	51.1	57	27	24	4	3	29-0	42	10	0	.279
<b>MINOR TOTALS</b>		<b>18-33</b>	<b>.353</b>	<b>4.43</b>	<b>116</b>	<b>83</b>	<b>3</b>	<b>0</b>	<b>0</b>	<b>449.1</b>	<b>498</b>	<b>276</b>	<b>221</b>	<b>29</b>	<b>20</b>	<b>182-1</b>	<b>324</b>	<b>30</b>	<b>6</b>	<b>.283</b>

# MINOR LEAGUE PLAYERS

## LOWRY, THAD — Pitcher

Bats: Right  
Height: 6-4

Throws: Right  
Weight: 215

Born: October 4, 1994, Houston, Texas  
Resides: Spring, Texas

**Recommended/Signed By:** Keith Staab (White Sox).

**Sox Acquisition:** Selected in the fifth round, June 2013 First-Year Player Draft.

**Minor League Highlights: 2016:** Combined to go 8-11 with a 4.07 ERA (72 ER/159.1 IP) and 101 strikeouts in 28 appearances (27 starts) between Class A Winston-Salem and Class AA Birmingham. **2015:** Led the South Atlantic League with 150.2 IP and tied for second with 12 wins at Class A Kannapolis ... threw a complete game on 8/23-2 at Savannah. **2014:** Earned SAL Pitcher of the Week honors from 6/2-6 ... tossed a complete game on 6/3 at West Virginia, throwing 5.0 scoreless IP. **2013:** Was cited by *Baseball America* as possessing the Best Fastball in the White Sox draft class.

**Miscellaneous/Personal:** Graduated from Spring (Texas) High School in 2013 ... lettered in baseball, football and swimming.

YEAR	CLUB	W-L	PCT	ERA	G	GS	CG	SHO	SV	IP	H	R	ER	HR	HB	BB-I	SO	WP	BK	AVG
2013	Great Falls	3-5	.375	5.48	15	7	0	0	0	44.1	55	29	27	2	0	22-0	30	2	0	.313
2014	Kannapolis	4-6	.400	4.76	17	17	1	1	0	87.0	103	52	46	5	5	29-0	43	4	1	.308
2015	Kannapolis	12-8	.600	4.48	26	26	1	0	0	*150.2	158	82	75	8	8	40-0	94	7	0	.274
2016	Winston-Salem	8-8	.500	4.06	24	23	0	0	0	135.1	143	69	61	8	8	38-0	90	3	1	.270
	Birmingham	0-3	.000	4.13	4	4	0	0	0	24.0	23	14	11	0	1	4-0	11	2	0	.245
<b>MINOR TOTALS</b>		<b>27-30</b>	<b>.474</b>	<b>4.49</b>	<b>86</b>	<b>77</b>	<b>2</b>	<b>1</b>	<b>0</b>	<b>441.1</b>	<b>482</b>	<b>246</b>	<b>220</b>	<b>23</b>	<b>22</b>	<b>133-0</b>	<b>268</b>	<b>18</b>	<b>2</b>	<b>.282</b>

\*Led League

## MARIN, TERANCE — Pitcher

Bats: Right  
Height: 6-1

Throws: Right  
Weight: 155

Born: August 21, 1989, Modesto, Calif.  
Resides: Newman, Calif.

**Recommended/Signed By:** Adam Virchis (White Sox).

**Sox Acquisition:** Signed as a free agent, July 12, 2010.

**Minor League Highlights: 2016:** Went 4-2 with a 2.30 ERA (11 ER/43.0 IP) and 20 strikeouts over his last seven starts of the season ... tossed a shutout on 8/9 vs. Louisville. **2015:** Began the season in the Mexican League with Tijuana ... returned to Class AAA Charlotte on 6/5 ... went 3-0 with a 1.61 ERA (8 ER/44.2 IP) over his first nine games (six starts) with the Knights ... was 1-2 with a 3.80 ERA (9 ER/21.1 IP) in four starts for Jalisco of the Mexican Pacific Winter League. **2014:** Went 4-5 with a 4.34 ERA (40 ER/83.0 IP) and 72 strikeouts in 16 appearances (12 starts) between Class A Winston-Salem and Class AA Birmingham ... went 4-4 with a 3.54 ERA (29 ER/73.2 IP) as a starter ... posted a 3-3 record with a 3.38 ERA (18 ER/48.0 IP) in 11 outings (eight starts) with Los Mochis in the Mexican Pacific Winter League. **2012:** Combined to go 7-7 with a 2.11 ERA (21 ER/89.1 IP) and 91 strikeouts over 42 appearances with Class A Kannapolis and Winston-Salem ... ranked fourth in saves (10) among White Sox farmhands.

**Miscellaneous/Personal:** Attended Modesto (Calif.) Junior College ... graduated from Orestimba High School in Newman, Calif.

YEAR	CLUB	W-L	PCT	ERA	G	GS	CG	SHO	SV	IP	H	R	ER	HR	HB	BB-I	SO	WP	BK	AVG
2010	Bristol	0-1	.000	3.46	8	0	0	0	1	13.0	13	6	5	0	2	0-0	13	2	0	.265
	Kannapolis	0-0	.000	0.00	1	0	0	0	0	1.0	0	0	0	0	0	0-0	1	0	0	.000
2011	Kannapolis	3-1	.750	1.99	26	0	0	0	1	49.2	41	16	11	0	0	11-2	38	4	0	.219
2012	Kannapolis	2-1	.667	1.21	9	0	0	0	3	22.1	11	4	3	0	3	8-0	22	1	0	.151
	Winston-Salem	5-6	.455	2.42	33	0	0	0	7	67.0	66	34	18	3	1	12-1	69	5	0	.254
2013	Winston-Salem	5-5	.500	4.76	33	7	0	0	0	92.2	101	57	49	5	4	22-0	70	4	1	.271
2014	Winston-Salem	4-3	.571	4.22	14	10	0	0	0	70.1	77	44	33	5	4	16-0	60	1	1	.274
	Birmingham	0-2	.000	4.97	2	2	0	0	0	12.2	18	7	7	1	0	2-0	12	1	0	.346
2015	Toros De Tijuana	2-5	.286	4.94	10	9	0	0	0	47.1	52	27	26	5	2	13-0	36	4	0	.283
	Charlotte	3-4	.429	2.93	19	10	0	0	1	76.2	73	27	25	4	1	17-0	43	4	1	.252
2016	Charlotte	8-7	.533	4.66	26	16	1	1	0	110.0	118	58	57	13	1	34-0	59	5	0	.280
<b>MINOR TOTALS</b>		<b>30-30</b>	<b>.500</b>	<b>3.63</b>	<b>171</b>	<b>45</b>	<b>1</b>	<b>1</b>	<b>13</b>	<b>515.1</b>	<b>518</b>	<b>253</b>	<b>208</b>	<b>31</b>	<b>16</b>	<b>122-3</b>	<b>387</b>	<b>27</b>	<b>3</b>	<b>.260</b>

*Italics indicates independent or foreign league; statistics not included in totals*

## MARTINEZ, LUIS — Pitcher

Bats: Right  
Height: 6-4

Throws: Right  
Weight: 190

Born: January 29, 1995, Carupano, Venezuela  
Resides: Carupano, Venezuela

**Recommended/Signed By:** Marco Paddy/Omar Sanchez (White Sox).

**Sox Acquisition:** Signed as a free agent, December 16, 2011.

**Minor League Highlights: 2016:** Led the South Atlantic League in starts (28), ranked third in strikeouts (141) and fifth in strikeouts per 9.0 IP (9.26) ... went 6-2 with a 2.79 ERA (22 ER/71.0 IP) and 76 strikeouts over 14 starts during the second half of the season, compared to 2-6 with a 4.91 ERA (36 ER/66.0 IP) and 65 strikeouts in 14 starts during the first half ... tossed a complete game on 6/7 vs. Greenville (L; 3 ER/7.0 IP). **2015:** Did not allow a run in three appearances (4.0 IP) for Magallanes of the Venezuelan Winter League. **2014:** Went a combined 5-3 with a 2.93 ERA (24 ER/58.1 IP) and 62 strikeouts in 12 appearances (11 starts) between the Arizona League White Sox and Advanced Rookie Great Falls ... averaged 9.6 strikeouts per 9.0 IP. **2013:** Missed the entire season due to a fractured right elbow.

YEAR	CLUB	W-L	PCT	ERA	G	GS	CG	SHO	SV	IP	H	R	ER	HR	HB	BB-I	SO	WP	BK	AVG
2013	DID NOT PLAY DUE TO INJURY																			
2014	AZL White Sox	3-2	.600	4.09	7	6	0	0	0	33.0	31	20	15	3	0	16-0	40	6	1	.244
	Great Falls	2-1	.667	1.42	5	5	0	0	0	25.1	24	4	4	2	0	10-0	22	1	0	.261
2015	Kannapolis	4-14	.22	5.38	24	24	0	0	0	108.2	102	75	65	8	14	53-0	69	6	0	.247
2016	Kannapolis	8-9	.471	3.81	28	*28	1	0	0	137.0	126	66	58	9	8	51-0	141	13	2	.244
<b>MINOR TOTALS</b>		<b>17-26</b>	<b>.395</b>	<b>4.20</b>	<b>64</b>	<b>63</b>	<b>1</b>	<b>0</b>	<b>0</b>	<b>304.0</b>	<b>283</b>	<b>165</b>	<b>142</b>	<b>22</b>	<b>22</b>	<b>130-0</b>	<b>272</b>	<b>26</b>	<b>3</b>	<b>.247</b>

\*Led League

# MINOR LEAGUE PLAYERS

## MASSEY, GRANT — Infielder

**Bats:** Right      **Throws:** Right      **Born:** July 7, 1992, Russellville, Ark.  
**Height:** 5-11      **Weight:** 185      **Resides:** Slocomb, Ala.

**Recommended/Signed By:** Phil Gulley (White Sox).

**Sox Acquisition:** Selected in the 26th round, June 2015 First-Year Player Draft.

**Minor League Highlights: 2016:** Combined to hit .252 (106-420) with 21 doubles, two triples, one home run, 43 RBI, 13 stolen bases and 43 runs scored over 116 games between Class A Kannapolis and Class A Winston-Salem. **2015:** Led Advanced Rookie Great Falls in stolen bases (11), ranked third in walks (22) and fourth in hits (54) in his first professional season.

**Miscellaneous/Personal:** Attended Lipscomb University in Nashville, Tenn. ... led the Bisons in batting (.345) and hits (79) as a senior ... was named Atlantic Sun First Team All-Conference and the A-Sun Defensive Player of the Year in 2015 ... was a semifinalist for the Brooks Wallace Award, given to the nation's best shortstop ... is a graduate of Auburn (Ala.) High School.

YEAR	CLUB	AVG	G	AB	R	H	TB	2B	3B	HR	RBI	SH	SF	HB	BB	SO	SB	CS	OBP	SLG	E
2015	Great Falls	.256	60	211	26	54	59	5	0	0	18	4	1	4	22	34	11	4	.336	.280	7
2016	Winston-Salem	.158	6	19	1	3	3	0	0	0	2	1	0	0	1	5	0	0	.200	.158	0
	Kannapolis	.257	110	401	42	103	131	21	2	1	41	6	6	4	24	85	13	4	.301	.327	8
<b>MINOR TOTALS</b>		<b>.254</b>	<b>176</b>	<b>631</b>	<b>69</b>	<b>160</b>	<b>193</b>	<b>26</b>	<b>2</b>	<b>1</b>	<b>61</b>	<b>11</b>	<b>7</b>	<b>8</b>	<b>47</b>	<b>124</b>	<b>24</b>	<b>8</b>	<b>.310</b>	<b>.306</b>	<b>15</b>

## McREE, ARON — Pitcher

**Bats:** Right      **Throws:** Right      **Born:** October 29, 1993, Omaha, Neb.  
**Height:** 6-0      **Weight:** 180      **Resides:** Alabaster, Ala.

**Recommended/Signed By:** Warren Hughes (White Sox).

**Sox Acquisition:** Signed as a free agent, June 16, 2016.

**Minor League Highlights: 2016:** Made his professional debut with Advanced Rookie Great Falls ... led the Pioneer League in ERA (2.16) and WHIP (0.95) and ranked second in opponents average (.228) ... allowed the fewest hits (57), runs (19) and earned runs (16) among Voyager pitchers with at least 11 starts ... was named PL Pitcher of the Year and earned PL Pitcher of Week honors for the period of 7/4-10 ... was a PL postseason All-Star.

**Miscellaneous/Personal:** Attended the University of Montevallo (Ala.) ... majored in kinesiology ... led the Falcons with seven wins, 71 strikeouts and 81.1 IP as a senior ... threw two complete-games ... is a graduate of Thompson High School in Alabaster, Ala. ... was named Honorable Mention All-County by the Shelby County Reporter.

YEAR	CLUB	W-L	PCT	ERA	G	GS	CG	SHO	SV	IP	H	R	ER	HR	HB	BB-I	SO	WP	BK	AVG
2016	Great Falls	5-0	1.000	*2.16	12	11	0	0	0	66.2	57	19	16	2	1	6-0	54	2	0	.226

\*Led League

## MENDICK, DANIEL — Infielder

**Bats:** Right      **Throws:** Right      **Born:** September 28, 1993, Rochester, N.Y.  
**Height:** 5-10      **Weight:** 180      **Resides:** Fairport, N.Y.

**Recommended/Signed By:** Joel Grampietro (White Sox).

**Sox Acquisition:** Selected in the 22nd round, June 2015 First-Year Player Draft.

**Minor League Highlights: 2016:** Combined to hit .255 (107-419) with 22 doubles, two triples, two home runs, 36 RBI, eight stolen bases and 47 runs scored over 115 games between Class A Kannapolis, Class A Winston-Salem and Class AAA Charlotte ... was named a South Atlantic League midseason All-Star. **2015:** Appeared in 49 games for the Arizona Rookie League White Sox ... tied for the team lead in walks (20) and ranked second in runs (34) and home runs (6) ... batted .444 (4-9) over three games in the AZL playoffs.

**Miscellaneous/Personal:** Attended the University of Massachusetts-Lowell ... was selected to the ABCA/Rawlings NCAA Division I Second Team, the NEIBA Second Team and America East First-Team All-Conference as a senior ... led the River Hawks in hits (46), doubles (15) and runs (21) ... was named to the America East Conference Second Team and the NEIBA All-New England Third Team as a junior ... played two seasons at Monroe Community College in Rochester, N.Y. ... is a 2012 graduate of Pittsford Mendon High School in Pittsford, N.Y.

YEAR	CLUB	AVG	G	AB	R	H	TB	2B	3B	HR	RBI	SH	SF	HB	BB	SO	SB	CS	OBP	SLG	E
2015	AZL White Sox	.256	49	180	34	46	71	8	1	5	27	2	2	4	20	28	8	2	.340	.394	7
2016	Charlotte	.000	2	2	1	0	0	0	0	0	0	0	0	0	0	2	0	0	.000	.000	0
	Winston-Salem	.125	15	48	6	6	8	2	0	0	2	0	0	4	5	10	0	0	.208	.167	2
	Kannapolis	.274	98	369	40	101	131	20	2	2	34	1	2	5	31	75	8	5	.343	.355	15
<b>MINOR TOTALS</b>		<b>.255</b>	<b>164</b>	<b>599</b>	<b>81</b>	<b>153</b>	<b>210</b>	<b>30</b>	<b>3</b>	<b>7</b>	<b>63</b>	<b>3</b>	<b>4</b>	<b>13</b>	<b>56</b>	<b>115</b>	<b>16</b>	<b>7</b>	<b>.330</b>	<b>.351</b>	<b>24</b>

## MENDOZA, HARVIN — Infielder

**Bats:** Left      **Throws:** Left      **Born:** February 18, 1999, Caracas, Venezuela  
**Height:** 6-2      **Weight:** 185      **Resides:** Caracas, Venezuela

**Recommended/Signed By:** Amador Arias (White Sox).

**Sox Acquisition:** Signed as a free agent, July 3, 2015.

**Minor League Highlights: 2016:** Batted .367 (11-30) against left-handed pitchers, compared to .264 (47-178) vs. righties.

YEAR	CLUB	AVG	G	AB	R	H	TB	2B	3B	HR	RBI	SH	SF	HB	BB	SO	SB	CS	OBP	SLG	E
2016	DSL White Sox	.279	62	208	24	58	68	7	0	1	23	0	2	2	39	32	0	2	.394	.327	7

# MINOR LEAGUE PLAYERS

## MERCEDES, FELIX — Infielder

Bats: Right

Throws: Right

Born: February 2, 1997, Moca, Dominican Republic

Height: 6-2

Weight: 185

Resides: Moca, Dominican Republic

Recommended/Signed By: Marco Paddy (White Sox).

Sox Acquisition: Signed as a free agent, July 2, 2014.

Minor League Highlights: **2016:** Hit safely in seven straight games from 7/21-31 (.320, 8-25). **2015:** Batted .333 (2-6) with two RBI over two games in the Arizona Rookie League playoffs.

YEAR	CLUB	AVG	G	AB	R	H	TB	2B	3B	HR	RBI	SH	SF	HB	BB	SO	SB	CS	OBP	SLG	E
2015	AZL White Sox	.209	37	115	15	24	34	3	2	1	7	0	1	6	20	48	2	1	.352	.296	9
2016	AZL White Sox	.276	34	116	18	32	47	7	1	2	12	0	2	5	10	32	0	0	.353	.405	8
<b>MINOR TOTALS</b>		<b>.242</b>	<b>71</b>	<b>231</b>	<b>33</b>	<b>56</b>	<b>81</b>	<b>10</b>	<b>3</b>	<b>3</b>	<b>19</b>	<b>0</b>	<b>3</b>	<b>11</b>	<b>30</b>	<b>80</b>	<b>2</b>	<b>1</b>	<b>.353</b>	<b>.351</b>	<b>17</b>

## MICHALCZEWSKI, TROY — Infielder ("mee-hull-CHEF-ski")

Bats: Switch

Throws: Right

Born: February 27, 1995, Jenks, Okla.

Height: 6-3

Weight: 205

Resides: Jenks, Okla.

Recommended/Signed By: Clay Overcash (White Sox).

Sox Acquisition: Selected in the seventh round, June 2013 First-Year Player Draft.

Minor League Highlights: **2016:** Recorded a 10-game hitting streak from 4/15-24, hitting .343 (12-35) ... entered the season rated by *Baseball America* as the No. 4 Prospect and the Best Infield Arm in the White Sox organization ... participated in the White Sox hitters minicamp at Camelback Ranch in Glendale, Ariz. from 1/4-7. **2015:** Ranked second in the Carolina League in RBI (75) and doubles (35), tied for third in extra-base hits (46) and ranked fifth in total bases (187) at Class A Winston-Salem ... was a CL mid and postseason All-Star ... was named CL Batter of the Week for the period of 5/11-17 ... went 4-11 (.364) with a double, home run and three RBI in the semifinals of the CL playoffs ... played in 10 games with Glendale in the Arizona Fall League ... entered the season rated by *Baseball America* as the No. 8 Prospect in the White Sox organization ... participated in the White Sox hitters minicamp at Camelback Ranch in Glendale, Ariz. from 1/4-7. **2014:** Hit .262 (132-504) with 27 doubles, seven triples, 10 home runs, 75 RBI and 62 runs scored in 135 games between Class A Kannapolis and Winston-Salem ... ranked among the organizational leaders in triples (T3rd), RBI (T4th), hits (6th), walks (6th, 54), total bases (7th, 203) and extra-base hits (9th, 44) ... was named South Atlantic League Player of the Week for the period of 6/2-8, going 9-22 (.409) ... recorded a 17-game hitting streak from 5/27-6/14, tied for the eighth-longest streak in the SAL. **2013:** Was named by *Baseball America* as the Best Power Hitter in the White Sox 2013 draft class ... hit two home runs on 8/4 at Pulaski.

Miscellaneous/Personal: Graduated in 2013 from Jenks (Okla.) High School, where he hit 21 home runs over three seasons ... led Jenks to two regional titles (2012 and 2013) ... produced career-bests in homers (nine) and RBI (46) in his senior season ... committed to the University of Oklahoma, but opted to sign with the White Sox.

YEAR	CLUB	AVG	G	AB	R	H	TB	2B	3B	HR	RBI	SH	SF	HB	BB	SO	SB	CS	OBP	SLG	E
2013	Bristol	.236	56	195	25	46	64	5	2	3	21	0	1	3	23	56	2	0	.324	.328	10
2014	Kannapolis	.273	116	432	57	118	187	25	7	10	70	4	6	8	45	140	6	3	.348	.433	23
	Winston-Salem	.194	19	72	5	14	16	2	0	0	5	2	0	1	9	21	1	0	.293	.222	4
2015	Winston-Salem	.259	127	474	59	123	187	35	4	7	75	0	3	5	114	4	3	.335	.395	22	
2016	Birmingham	.226	134	487	62	110	177	24	5	11	59	3	3	8	56	153	4	0	.314	.363	19
<b>MINOR TOTALS</b>		<b>.248</b>	<b>452</b>	<b>1660</b>	<b>208</b>	<b>411</b>	<b>631</b>	<b>91</b>	<b>18</b>	<b>31</b>	<b>230</b>	<b>9</b>	<b>13</b>	<b>25</b>	<b>183</b>	<b>484</b>	<b>17</b>	<b>6</b>	<b>.329</b>	<b>.380</b>	<b>78</b>

## MONTILLA, GERSON — Infielder

Bats: Right

Throws: Right

Born: November 13, 1989, Valencia, Venezuela

Height: 5-10

Weight: 170

Resides: Valencia, Venezuela

Sox Acquisition: Signed as a free agent, January 7, 2016.

Minor League Highlights: **2016:** Led Class A Winston-Salem in home runs (13), RBI (74) and walks (51). **2015:** Split the season between Class AA Mobile and Class A Visalia in the Arizona organization ... Combined to hit .266 (102-383) with 18 doubles, 18 home runs and 61 RBI over 115 games ... was named a Southern League midseason All-Star. **2014:** Posted a .329 (25-76) average against lefties. **2013:** Was named a California midseason All-Star and MiLB.com Organization All-Star ... hit safely in 14 straight games from 7/23-8/6, batting .362 (21-58) with three doubles, a home run, nine RBI, five walks and 15 runs. **2012:** Combined to bat .287 (150-522) with 36 doubles, four triples, 14 home runs and 73 RBI in 127 games between Class A South Bend and Visalia ... was named to the Midwest League midseason All-Star team. **2010:** Hit a combined .322 (51-220) with 13 doubles, one home run and 20 RBI over 76 games between Class AA Mobile and Visalia.

YEAR	CLUB	AVG	G	AB	R	H	TB	2B	3B	HR	RBI	SH	SF	HB	BB	SO	SB	CS	OBP	SLG	E
2008	DSL Diamondbacks	.249	60	213	35	53	67	10	2	0	19	0	1	7	24	39	9	10	.343	.315	7
2009	Yakima	.220	66	227	27	50	76	7	2	5	24	2	2	2	17	42	5	8	.278	.335	7
2010	Mobile	.180	20	50	6	9	13	4	0	0	4	2	0	0	5	10	0	0	.255	.260	2
	Visalia	.247	56	170	20	42	54	9	0	1	16	7	1	5	13	50	3	0	.317	.318	5
2011	South Bend	.234	66	244	26	57	102	20	2	7	30	1	3	6	14	49	7	3	.288	.418	7
2012	South Bend	.293	67	263	39	77	118	23	3	4	42	0	2	2	32	38	7	4	.371	.449	6
	Visalia	.282	60	259	43	73	118	13	1	10	31	5	0	1	14	39	3	2	.321	.456	10
2013	Visalia	.282	134	542	90	153	242	28	2	19	72	14	6	2	43	106	8	2	.334	.446	13
2014	Mobile	.271	107	336	40	91	127	12	3	6	40	2	7	3	28	65	1	6	.326	.378	12
2015	Mobile	.225	67	200	22	45	76	7	0	8	35	0	1	4	26	37	3	3	.325	.380	10
	Visalia	.311	48	183	29	57	98	11	0	10	26	0	2	0	11	41	6	2	.347	.536	5
2016	Winston-Salem	.266	129	496	60	132	195	20	2	13	74	1	11	4	51	76	4	3	.333	.393	18
<b>MINOR TOTALS</b>		<b>.264</b>	<b>880</b>	<b>3183</b>	<b>437</b>	<b>839</b>	<b>1286</b>	<b>164</b>	<b>17</b>	<b>83</b>	<b>413</b>	<b>34</b>	<b>36</b>	<b>36</b>	<b>278</b>	<b>592</b>	<b>56</b>	<b>43</b>	<b>.326</b>	<b>.404</b>	<b>102</b>

# MINOR LEAGUE PLAYERS

## MORRIS, JACOB — Pitcher

**Bats:** Right **Throws:** Right  
**Height:** 6-3 **Weight:** 215

**Born:** December 19, 1990, Dallas, Texas  
**Resides:** Flower Mound, Texas

**Recommended/Signed By:** Clay Overcash (White Sox).

**Sox Acquisition:** Selected in the 24th round, June 2013 First-Year Player Draft.

**Minor League Highlights:** **2016:** Tied for the South Atlantic League lead in holds (8) ... held righties to a .176 (13-74) average and left-handers to a .194 (18-93) mark ... tossed nine straight scoreless outings (14.2 IP) to begin the season. **2015:** Was converted to a pitcher during the season. **2014:** Led Class A Kannapolis in runs scored (69) and doubles (36) ... ranked third in the South Atlantic League in doubles. **2013:** Was named to the Pioneer League All-Star Team after tying for second in the league in home runs (12) and ranking second in walks (51) and third in runs scored (59) ... was named PL Batter of the Week for 8/5-11.

**Miscellaneous/Personal:** Attended the University of Arkansas ... played football, track and field and baseball at Coppell (Texas) High School ... was drafted by Cleveland (37th round in 2012) and Washington (35th round in 2009), but did not sign.

YEAR	CLUB	AVG	G	AB	R	H	TB	2B	3B	HR	RBI	SH	SF	HB	BB	SO	SB	CS	OBP	SLG	E
2013	Great Falls	.246	64	224	59	55	107	12	2	12	35	1	0	4	51	97	7	1	.394	.478	6
2014	Kannapolis	.220	132	495	69	109	173	36	2	8	44	1	2	6	57	179	12	6	.307	.349	7
<b>MINOR TOTALS</b>		<b>.228</b>	<b>196</b>	<b>719</b>	<b>128</b>	<b>164</b>	<b>280</b>	<b>48</b>	<b>4</b>	<b>20</b>	<b>77</b>	<b>2</b>	<b>2</b>	<b>10</b>	<b>108</b>	<b>276</b>	<b>19</b>	<b>7</b>	<b>.336</b>	<b>.389</b>	<b>13</b>

YEAR	CLUB	W-L	PCT	ERA	G	GS	CG	SHO	SV	IP	H	R	ER	HR	HB	BB-I	SO	WP	BK	AVG
2015	Kannapolis	5-3	.625	4.47	35	0	0	0	0	56.1	35	37	28	4	4	41-0	60	7	0	.179
2016	Winston-Salem	2-4	.333	4.11	34	0	0	0	3	46.0	31	25	21	2	7	40-0	53	11	0	.186
<b>MINOR TOTALS</b>		<b>7-7</b>	<b>.500</b>	<b>4.31</b>	<b>69</b>	<b>0</b>	<b>0</b>	<b>0</b>	<b>3</b>	<b>102.1</b>	<b>66</b>	<b>62</b>	<b>49</b>	<b>6</b>	<b>11</b>	<b>81-0</b>	<b>113</b>	<b>18</b>	<b>0</b>	<b>.182</b>

## MORRISON, MIKE — Pitcher

**Bats:** Right **Throws:** Right  
**Height:** 6-2 **Weight:** 195

**Born:** September 22, 1993, Boca Raton, Fla.  
**Resides:** Leesville, S.C.

**Recommended/Signed By:** Kevin Burrell (White Sox).

**Sox Acquisition:** Selected in the 27th round, June 2016 First-Year Player Draft.

**Minor League Highlights:** **2016:** Made 11 appearances for Class A Kannapolis in his professional debut ... held righties to a .190 (8-42) average (lefties batted .308) ... posted a 2.70 ERA (3 ER/10.0 IP) over his last five outings of the season.

**Miscellaneous/Personal:** Attended Coastal Carolina University in Conway, S.C. ... Went 8-1 with a 1.50 ERA (72.0 IP), 94 strikeouts and a .169 opponents average in 34 appearances (one start) for the 2016 National Champion Chanticleers ... is a 2012 graduate of Gilbert (S.C.) High School ... was named First-Team 2A All-State by the South Carolina Baseball Coaches Association ... awarded the win for Gilbert in the 2A State Championship game ... Was 8-0 with 58 strikeouts in his senior season as the Indians posted a 30-2 record.

YEAR	CLUB	W-L	PCT	ERA	G	GS	CG	SHO	SV	IP	H	R	ER	HR	HB	BB-I	SO	WP	BK	AVG
2016	Kannapolis	1-2	.333	3.63	11	0	0	0	0	17.1	16	10	7	2	0	8-1	18	2	0	.235

## MOTA, RICKY — Infielder

**Bats:** Right **Throws:** Right  
**Height:** 5-11 **Weight:** 165

**Born:** February 21, 1998, San Cristobal, Dominican Republic  
**Resides:** San Cristobal, Dominican Republic

**Recommended/Signed By:** Marco Paddy (White Sox).

**Sox Acquisition:** Signed as a free agent, July 2, 2014.

**Minor League Highlights:** **2016:** Hit .333 (5-15) vs. left-handers (.222 vs. righties). **2015:** Went 11-33 (.333) with RISP and two outs.

YEAR	CLUB	AVG	G	AB	R	H	TB	2B	3B	HR	RBI	SH	SF	HB	BB	SO	SB	CS	OBP	SLG	E
2015	DSL White Sox	.208	60	245	32	51	60	9	0	0	28	3	4	4	19	77	6	4	.272	.245	33
2016	AZL White Sox	.244	23	78	11	19	30	2	0	3	6	1	0	0	4	31	1	1	.280	.385	9
<b>MINOR TOTALS</b>		<b>.217</b>	<b>83</b>	<b>323</b>	<b>43</b>	<b>70</b>	<b>90</b>	<b>11</b>	<b>0</b>	<b>3</b>	<b>34</b>	<b>4</b>	<b>4</b>	<b>4</b>	<b>23</b>	<b>108</b>	<b>7</b>	<b>5</b>	<b>.274</b>	<b>.279</b>	<b>42</b>



Regions Field, home of the Birmingham Barons, was named Ballpark of the Year by Baseballparks.com in 2013.



# MINOR LEAGUE PLAYERS

## MUHAMMAD, EL'HAJJ — Pitcher

Bats: Right  
Height: 6-2

Throws: Right  
Weight: 235

Born: July 7, 1991, New Brunswick, N.J.  
Resides: Mesa, Ariz.

Recommended/Signed By: Daraka Shaheed and Chris Lein (White Sox).

Sox Acquisition: Selected in the 24th round, June 2016 First-Year Player Draft.

**Minor League Highlights:** **2016:** Went a combined 3-1 with a 4.27 ERA (28 ER/59.0 IP) and 44 strikeouts over 40 appearances (three starts) between Class A Daytona, Class AA Pensacola and Class AAA Louisville in the Cincinnati organization. **2015:** Ranked second in the Reds system and third in the Florida State League with 17 saves. **2014:** Combined to go 0-3 with a 3.65 ERA (10 ER/24.2 IP) and 23 strikeouts in 20 appearances (two starts) between the Arizona Rookie League Reds and Class A Bakersfield ... missed a majority of the season due to a left knee injury. **2013:** Selected to the California League midseason All-Star team. **2010:** Went a combined 1-0 with a 2.02 ERA (9 ER/40.0 IP) and 49 strikeouts over 16 outings (one start) between Advanced Rookie Billings and the AZL Reds in his first professional season.

**Miscellaneous/Personal:** Attended Morris County Community College in Randolph, N.J. ... majored in business and marketing ... lettered in both baseball and basketball ... is a 2009 graduate of Franklin High School in Somerst, N.J. ... brother, Jeremiah, plays in the Dodgers organization.

YEAR	CLUB	W-L	PCT	ERA	G	GS	CG	SHO	SV	IP	H	R	ER	HR	HB	BB-I	SO	WP	BK	AVG
2010	Billings	0-0	—	4.91	2	1	0	0	0	7.1	9	5	4	1	2	4-0	5	0	1	.310
	AZL Reds	1-0	1.000	1.38	14	0	0	0	0	32.2	24	9	5	1	2	16-0	44	4	1	.205
2011	Billings	2-2	.500	4.70	19	0	0	0	0	44.0	46	23	23	1	3	18-0	45	9	1	.267
2012	Dayton	0-3	.000	3.23	38	0	0	0	2	53.0	47	20	19	6	0	27-1	48	3	0	.246
2013	Bakersfield	1-0	1.000	1.82	22	0	0	0	5	24.2	10	5	5	2	3	19-1	34	2	1	.133
2014	Bakersfield	0-2	.000	3.68	17	1	0	0	0	22.0	22	11	9	1	1	18-0	20	1	0	.275
	AZL Reds	0-1	.000	3.38	3	1	0	0	0	2.2	2	1	1	0	0	1-0	3	0	0	.250
2015	Daytona	6-6	.500	2.96	52	0	0	0	17	54.2	43	23	18	1	3	43-2	42	8	1	.214
2016	Louisville	0-0	—	6.00	1	1	0	0	0	3.0	6	2	2	0	0	4-0	2	0	0	.500
	Pensacola	2-1	.667	3.94	33	2	0	0	0	48.0	47	27	21	4	2	19	35	0	0	.254
	Daytona	1-0	1.000	5.63	6	0	0	0	0	8.0	10	5	5	2	0	2-0	7	0	0	.303
<b>MINOR TOTALS</b>		<b>13-15</b>	<b>.464</b>	<b>3.36</b>	<b>207</b>	<b>6</b>	<b>0</b>	<b>0</b>	<b>24</b>	<b>300.0</b>	<b>266</b>	<b>131</b>	<b>112</b>	<b>19</b>	<b>16</b>	<b>171-4</b>	<b>285</b>	<b>27</b>	<b>51</b>	<b>.241</b>

## NASH, TELVIN — Infielder

Bats: Right  
Height: 6-1

Throws: Right  
Weight: 248

Born: February 20, 1991, Griffin, Ga.  
Resides: Griffin, Ga.

Sox Acquisition: Signed as a free agent, June 22, 2016.

**Minor League Highlights:** **2016:** Tied for sixth among White Sox minor-leaguers in home runs (11) ... appeared in 54 games with York of the independent Atlantic League. **2015:** Played in 30 games with Class AA Corpus Christi before being released on 5/25 ... finished the season playing with York. **2014:** Finished second in home runs (22) in the Astros organization. **2012:** Led Class A Lancaster and ranked second in the California League with 29 home runs. **2011:** Combined to hit .274 (77-281) with 19 doubles, 14 home runs, 27 RBI and 46 runs scored in 78 games between the Gulf Coast League Astros and Class A Lexington. **2010:** Batted a combined .268 (57-213) with 13 doubles, two triples, 13 home runs, 40 RBI and 32 runs scored in 61 games between Advanced Rookie Greenville and Class A Tri-City. **2009:** Made his professional debut with the GCL Astros ... was selected by Houston in the third round of the First-Year Player Draft.

**Miscellaneous/Personal:** Is a 2009 graduate of Griffin (Ga.) High School.

YEAR	CLUB	AVG	G	AB	R	H	TB	2B	3B	HR	RBI	SF	HB	BB	SO	SB	CS	OBP	SLG	E	
2009	GCL Astros	.218	40	142	15	31	46	10	1	1	20	0	2	1	12	45	1	2	.280	.324	6
2010	Greenville	.308	57	13	2	4	10	1	1	1	1	0	1	1	25	64	1	2	.346	.531	7
	Tri-City	.265	4	200	30	53	103	12	1	12	39	0	1	0	7	1	1	.348	.515	0	
2011	GCL Astros	.385	5	13	5	5	7	2	0	0	0	2	0	3	2	0	0	.500	.485	1	
	Lexington	.269	73	268	41	72	130	16	0	14	37	0	2	6	43	105	2	0	.373	.538	7
2012	Lancaster	.224	106	393	61	88	194	19	0	29	75	0	2	7	47	198	0	1	.316	.494	7
2013	Lancaster	.246	62	228	43	56	114	10	0	16	48	0	1	3	37	93	1	0	.357	.500	6
2014	Corpus Christi	.227	84	273	46	62	132	4	0	22	49	3	2	9	34	227	1	1	.330	.484	6
2015	Corpus Christi	.228	30	114	17	26	52	5	0	7	27	1	0	2	13	49	0	0	.318	.456	1
	York	.270	64	215	46	58	111	14	0	13	30	0	0	3	40	82	1	1	.391	.516	7
2016	York	.275	54	193	29	53	109	11	0	15	28	0	2	3	33	79	0	0	.385	.565	6
	Winston-Salem	.255	46	145	33	37	81	11	0	11	38	0	2	1	40	58	0	0	.415	.559	3
<b>MINOR TOTALS</b>		<b>.243</b>	<b>507</b>	<b>1789</b>	<b>293</b>	<b>434</b>	<b>869</b>	<b>90</b>	<b>3</b>	<b>113</b>	<b>334</b>	<b>4</b>	<b>12</b>	<b>30</b>	<b>251</b>	<b>731</b>	<b>6</b>	<b>6</b>	<b>.343</b>	<b>.486</b>	<b>45</b>

*\*Italics indicates independent or foreign league; statistics not included in totals*

## Professional Baseball Scouts Foundation

The Professional Baseball Scouts Foundation (PBSF) provides support to professional baseball scouts who have fallen on hard times due to job loss, illness, retirement or other financial setbacks. PBSF was founded by Dennis Gilbert, a special assistant to White Sox chairman Jerry Reinsdorf, former White Sox general manager and executive Roland Hemond, White Sox scout Dave Yoakum and Mets scout Harry Minor. For more information on PBSF, please visit [pbsfonline.com](http://pbsfonline.com).

# MINOR LEAGUE PLAYERS

## NOLAN, NATE — Catcher

**Bats:** Right **Throws:** Right **Born:** Oct. 11, 1994, Reno, Nev.  
**Height:** 6-2 **Weight:** 210 **Resides:** Reno, Nev.

**Recommended/Signed By:** Adam Virchis (White Sox).

**Sox Acquisition:** Selected in the eighth round, June 2016 First-Year Player Draft.

**Minor League Highlights: 2016:** Combined to hit .139 (17-123) with two doubles, two homers, 11 RBI and 13 runs scored in 36 games between Advanced Rookie Great Falls and Class A Kannapolis.

**Miscellaneous/Personal:** Attended St. Mary's College in Moraga, Calif. ... batted .262 with a .433 slugging percentage in 66 career games ... missed a large part of his sophomore campaign with a broken thumb ... as a sophomore, he earned a spot on the WCC All-Academic team and WCC Commissioner's Honor Roll Silver list ... graduated from Damonte Ranch High School in Reno, Nev.

YEAR	CLUB	AVG	G	AB	R	H	TB	2B	3B	HR	RBI	SH	SF	HB	BB	SO	SB	CS	OBP	SLG	E
2016	Great Falls	.153	16	59	8	9	14	2	0	1	6	0	0	1	6	27	0	0	.242	.237	3
	Kannapolis	.125	20	64	5	8	11	0	0	1	5	1	1	2	8	35	0	0	.240	.172	1
<b>MINOR TOTALS</b>		<b>.139</b>	<b>36</b>	<b>123</b>	<b>13</b>	<b>17</b>	<b>25</b>	<b>2</b>	<b>0</b>	<b>2</b>	<b>11</b>	<b>1</b>	<b>1</b>	<b>3</b>	<b>14</b>	<b>62</b>	<b>0</b>	<b>0</b>	<b>.241</b>	<b>.205</b>	<b>4</b>

## NUNEZ, AMADO — Infielder

**Bats:** Right **Throws:** Right **Born:** October 10, 1997, La Vega, Dominican Republic  
**Height:** 6-2 **Weight:** 175 **Resides:** Santiago de los Caballeros, Dominican Republic

**Recommended/Signed By:** Guillermo Peralta/Marino Deleon (White Sox).

**Sox Acquisition:** Signed as a free agent, July 2, 2014.

**Minor League Highlights: 2016:** Batted .324 (36-111) with six doubles, two triples, one home run and 18 RBI in 26 games during the first half of the season ... hit .326 (59-181) against right-handers.

YEAR	CLUB	AVG	G	AB	R	H	TB	2B	3B	HR	RBI	SH	SF	HB	BB	SO	SB	CS	OBP	SLG	E
2015	AZL White Sox	.146	21	76	7	11	12	1	0	0	4	0	0	1	5	20	1	0	.207	.158	10
2016	AZL White Sox	.287	52	216	19	62	80	11	2	1	26	4	1	1	10	52	9	2	.320	.370	30
<b>MINOR TOTALS</b>		<b>.250</b>	<b>73</b>	<b>292</b>	<b>26</b>	<b>73</b>	<b>72</b>	<b>12</b>	<b>2</b>	<b>1</b>	<b>30</b>	<b>4</b>	<b>1</b>	<b>2</b>	<b>15</b>	<b>72</b>	<b>10</b>	<b>2</b>	<b>.290</b>	<b>.315</b>	<b>40</b>

## O'CONNELL, SEAN — Catcher

**Bats:** Left **Throws:** Right **Born:** December 12, 1991, Van Nuys, Calif.  
**Height:** 6-4 **Weight:** 230 **Resides:** Northridge, Calif.

**Recommended/Signed By:** Gary Woods (White Sox).

**Sox Acquisition:** Signed as a free agent, February 9, 2015.

**Minor League Highlights: 2016:** Batted a combined .202 (23-114) with six doubles, eight RBI and five runs scored over 26 games between Class A Kannapolis, Class A Winston-Salem, Class AA Birmingham and Class AAA Charlotte. **2015:** Hit a combined .145 (9-62) with one double and four RBI in 22 games between Kannapolis, Winston-Salem and Charlotte ... missed most of the season due to a sprained left ankle and left thumb injury. **2014:** Appeared in 62 games with the Forth Worth Cats of the Independent United Baseball League. **2013:** Played in 51 games with the Lincoln Saltdogs of the Independent American Association. **2012:** Went 1-0 with a 6.30 ERA (14 ER/20.0 IP) and 13 strikeouts over 15 relief appearances with the Arizona Rookie League Dodgers. **2011:** Combined to hit .197 (13-66) with two doubles, a home run, 10 RBI and 6 walks between Rookie League Bristol and Class A Great Falls. **2010:** Was selected by the White Sox in the 15th round of the draft.

**Miscellaneous/Personal:** Graduated in 2010 from Chatsworth (Calif.) High School ... was named First-Team All-West Valley League catcher as a senior.

YEAR	CLUB	AVG	G	AB	R	H	TB	2B	3B	HR	RBI	SH	SF	HB	BB	SO	SB	CS	OBP	SLG	E
2010	Bristol	.132	20	53	1	7	8	1	0	0	1	1	0	1	4	22	0	0	.207	.151	2
2011	Bristol	.167	19	54	4	9	14	2	0	1	8	1	0	0	5	20	0	0	.237	.259	1
	Great Falls	.333	5	12	3	4	4	0	0	0	2	0	0	0	1	3	0	0	.357	.333	0
2012	AZL Dodgers	.000	1	0	1	0	0	0	0	0	0	0	0	0	1	0	0	0	1.000	.000	0
2013	Lincoln	.174	51	161	12	28	39	8	0	1	13	3	2	4	9	62	1	0	.233	.242	3
2014	Forth Worth	.188	62	208	36	60	71	9	1	0	25	3	2	7	31	44	3	2	.395	.341	2
2015	Kannapolis	.238	11	29	1	4	4	0	0	0	1	0	1	1	1	9	0	0	.188	.138	2
	Winston-Salem	.138	10	29	3	4	5	1	0	0	3	0	1	0	2	3	0	0	.188	.172	0
	Charlotte	.250	1	4	0	1	1	0	0	0	0	0	0	0	2	0	0	0	.250	.250	0
2016	Kannapolis	.333	1	3	0	1	1	0	0	0	1	0	1	0	0	1	0	0	.250	.333	0
	Winston-Salem	.167	10	30	1	5	6	1	0	0	1	0	0	0	1	5	0	0	.194	.200	1
	Charlotte	.111	4	9	0	1	1	0	0	0	1	0	0	1	0	2	0	0	.200	.111	0
	Birmingham	.222	21	72	4	16	21	5	0	0	5	2	0	3	1	24	0	0	.263	.292	3
<b>MINOR TOTALS</b>		<b>.176</b>	<b>103</b>	<b>295</b>	<b>18</b>	<b>52</b>	<b>65</b>	<b>10</b>	<b>0</b>	<b>1</b>	<b>23</b>	<b>4</b>	<b>4</b>	<b>6</b>	<b>16</b>	<b>91</b>	<b>0</b>	<b>0</b>	<b>.231</b>	<b>.220</b>	<b>9</b>

*\*Italics indicates independent or foreign league; statistics not included in totals*

## 2016 MiLB.com White Sox Organizational All-Stars

<b>Catcher</b> Seby Zavala (KAN)	<b>Shortstop</b> Eddy Alvarez (BIR/CHA)	<b>Right-Handed Starter</b> Alec Hansen (AZL/GF)	<b>Honorable Mentions</b> SS Mitch Roman (GF)
<b>First Baseman</b> Nicky Delmonico (BIR/CHA)	<b>Utility Player</b> Mason Robbins (WS)	<b>Left-Handed Starter</b> Tanner Banks (KAN/WS)	OF Adam Engel (WS/BIR/CHA)
<b>Second Baseman</b> Jake Peter (BIR/CHA)	<b>Outfielders</b> Jason Coats (CHA)	<b>Reliever</b> Matt Foster (AZL/GF)	RHS Jordan Stephens (WS)
<b>Third Baseman</b> Gerson Montilla (WS)	Jameson Fisher (GF)		
	Aaron Schurbusch (GF)		

# MINOR LEAGUE PLAYERS

## O'DOWD, CHRIS — Catcher

Bats: Switch

Throws: Right

Born: October 4, 1990, Cleveland, Ohio

Height: 5-11

Weight: 185

Resides: Osprey, Fla.

Sox Acquisition: Signed as a free agent, April 4, 2016.

**Minor League Highlights:** 2016: Played in 53 games between Class A Winston-Salem, Class AA Birmingham and Class AAA Charlotte, batting a combined .250 (41-164) with seven doubles, one homer and 16 RBI. 2015: Earned Southern League midseason All-Star honors at Class AA Mississippi ... ordered to serve an 80-game suspension beginning on 6/10 after testing positive for a performance enhancing substance. 2014: Combined to hit .271 (114/421) with 27 doubles, three triples, five home runs and 48 RBI between Class AA Tulsa and Class A Modesto ... named California League Player of the Week on 5/5 after hitting .538 (14-26) with five doubles, one triple, eight RBI and seven runs scored in six games. 2013: Played in a combined 58 games between Class A Tri-City and Class A Asheville, batting .270 (57-211) with eight doubles, four triples, two homers and 21 RBI. 2012: Batted a combined .181 (15-83) over 37 games between Class A Eugene, Class A Fort Wayne and Class A Lake Elsinore ... was selected by San Diego in the 23rd round of the First-Year Player Draft.

**Miscellaneous/Personal:** Attended Dartmouth College in Hanover, N.H. ... was a three-year letterwinner ... earned Louisville Slugger Freshman All-America honors and was named Ivy League Co-Rookie of the Year in 2010 ... was originally drafted by Oakland in the 40th round of the 2009 First-Year Player Draft ... father, Dan, was the general manager of the Colorado Rockies from 1999-2014 and is currently an analyst for MLB Network.

YEAR	CLUB	AVG	G	AB	R	H	TB	2B	3B	HR	RBI	SH	SF	HB	BB	SO	SB	CS	OBP	SLG	E
2012	Eugene	.104	26	48	3	5	7	0	1	0	2	1	1	0	11	16	0	0	.267	.146	1
	Fort Wayne	.167	3	6	1	1	1	0	0	0	0	0	0	0	3	1	0	0	.444	.167	0
	Lake Elsinore	.310	8	29	4	9	10	1	0	0	2	0	0	0	1	8	2	0	.333	.345	2
2013	Tri-City	.263	48	175	24	46	65	5	4	2	18	4	2	1	15	40	13	6	.321	.371	9
	Asheville	.306	10	36	4	11	14	3	0	0	3	1	0	0	1	9	3	1	.324	.389	1
2014	Modesto	.272	74	287	40	78	119	20	3	5	32	2	3	2	22	67	16	4	.325	.415	9
	Tulsa	.269	39	134	12	36	43	7	0	0	16	3	0	3	15	30	7	1	.355	.321	4
2015	Mississippi	.304	26	79	13	24	37	5	1	2	16	0	1	0	18	19	3	1	.429	.468	3
2016	Winston-Salem	.284	23	81	11	23	30	4	0	1	9	0	1	3	11	17	3	1	.385	.370	1
	Birmingham	.220	29	82	11	18	21	3	0	0	7	2	0	1	11	23	1	0	.319	.256	5
	Charlotte	.000	1	1	0	0	0	0	0	0	0	0	0	0	3	1	0	0	.750	.000	0
<b>MINOR TOTALS</b>		.262	287	958	123	251	347	48	9	10	105	13	8	10	111	231	48	14	.342	.362	35

## OTANO, HANLETH — Outfielder

Bats: Right

Throws: Right

Born: July 16, 1995, Santo Domingo, Dominican Republic

Height: 6-3

Weight: 195

Resides: Santo Domingo, Dominican Republic

Recommended/Signed By: Marco Paddy/Miguel Peguero (White Sox).

Sox Acquisition: Signed as a free agent, September 11, 2012.

**Minor League Highlights:** 2015: Batted a combined .251 (59-235) with 12 doubles, two triples, one home run and 22 RBI in 61 games between the Dominican Summer League White Sox and the Arizona Rookie League White Sox.

YEAR	CLUB	AVG	G	AB	R	H	TB	2B	3B	HR	RBI	SH	SF	HB	BB	SO	SB	CS	OBP	SLG	E
2013	DSL White Sox	.185	61	222	23	41	62	9	3	2	26	0	1	2	17	85	2	1	.248	.279	3
2014	DSL White Sox	.220	62	214	23	47	73	14	3	2	27	0	1	6	12	77	0	1	.276	.341	3
2015	DSL White Sox	.264	55	216	25	57	76	12	2	1	22	0	2	5	16	64	4	0	.326	.325	5
	AZL White Sox	.105	6	19	3	2	2	0	0	0	0	0	0	0	2	11	0	0	.190	.105	2
2016	AZL White Sox	.243	41	136	13	33	41	8	0	0	8	1	0	3	11	43	0	1	.313	.301	8
<b>MINOR TOTALS</b>		.223	225	807	87	180	254	43	8	5	83	1	4	16	58	280	6	3	.287	.315	21

## PANAYOTOVICH, ADAM — Pitcher

Bats: Right

Throws: Right

Born: September 3, 1991, Chicago, Ill.

Height: 5-11

Weight: 180

Resides: Palos Park, Ill.

Sox Acquisition: Signed as a free agent, February 14, 2016.

**Minor League Highlights:** 2016: Made his professional debut with Advanced Rookie Great Falls ... was named Pioneer League Pitcher of the Week for the period of 6/27-7/3 ... ranked fourth on the team in strikeouts (48) ... combined with Yosmer Solorzano and Jaider Rocha to throw a no-hitter on 8/20 vs. Helena.

**Miscellaneous/Personal:** Attended the University of St. Francis in Joliet, Ill. ... is a three-time First-Team All-CCAC ... logged the second-most IP (121.0) in the NAIA his senior year ... is a graduate of Mount Carmel High School in Chicago, Ill. ... was All-Catholic League Blue Division in 2010 ... played in the Catholic League vs. Public League All-Star Game at the conclusion of that year ... was a recipient of the Cesar Carrillo King of the Hill Award as a senior ... helped lead the Caravan to a 27-11 record and a regional championship in his final year ... was a three-year letter winner.

YEAR	CLUB	W-L	PCT	ERA	G	GS	CG	SHO	SV	IP	H	R	ER	HR	HB	BB-I	SO	WP	BK	AVG
2016	Joliet	0-2	.000	8.64	5	3	0	0	0	16.2	23	19	16	4	1	6-0	7	2	0	—
	Great Falls	4-6	.400	4.26	16	6	1	0	0	57.0	61	35	27	3	7	9-0	48	8	0	.271
<b>MINOR TOTALS</b>		4-6	.400	4.26	16	6	1	0	0	57.0	61	35	27	3	7	9-0	48	8	0	.271

*\*Italics indicates independent or foreign league; statistics not included in totals*

# MINOR LEAGUE PLAYERS

## PERALTA, YELMISON — Pitcher

**Bats:** Right      **Throws:** Right      **Born:** March 3, 1995, Santiago, Dominican Republic  
**Height:** 6-0      **Weight:** 190      **Resides:** Santiago, Dominican Republic

**Recommended/Signed By:** Marco Paddy/Miguel Peguero (White Sox).

**Sox Acquisition:** Signed as a free agent, May 24, 2012.

**Minor League Highlights:** **2016:** Went a combined 1-6 with a 3.72 ERA (24 ER/58.0 IP) and 46 strikeouts in 40 games between Class A Kannapolis and Class A Winston-Salem. **2015:** Was a combined 5-9 with a 5.98 ERA (70 ER/105.1 IP) in 23 games (22 starts) between Class A Kannapolis and the Arizona Rookie League White Sox. **2014:** Combined to go 4-3 with a 3.57 ERA (18 ER/45.1 IP) and 33 strikeouts in 15 games (three starts) between AZL White Sox and Advanced Rookie Great Falls.

YEAR	CLUB	W-L	PCT	ERA	G	GS	CG	SHO	SV	IP	H	R	ER	HR	HB	BB-I	SO	WP	BK	AVG
2012	DSL White Sox	0-5	.000	7.26	12	12	0	0	0	31.0	29	33	25	2	5	33-0	20	10	0	.242
2013	Bristol	0-3	.000	7.88	10	0	0	0	0	16.0	19	17	14	4	2	13-0	8	5	0	.311
2014	AZL White Sox	4-2	.667	3.55	13	1	0	0	1	38.0	35	21	15	1	5	9-0	29	9	1	.254
	Great Falls	0-1	.000	3.68	2	2	0	0	0	7.1	3	3	0	0	1	1-0	4	1	0	.308
2015	Kannapolis	4-8	.333	6.04	21	20	0	0	0	95.1	120	79	64	8	13	52-0	48	13	2	.314
	AZL White Sox	1-1	.500	5.40	2	2	0	0	0	10.0	11	6	6	1	1	3-0	10	1	0	.306
2016	Kannapolis	1-4	.200	3.82	24	0	0	0	1	35.1	33	19	15	3	2	18-2	25	4	0	.241
	Winston-Salem	0-2	.000	3.57	16	0	0	0	4	22.2	19	11	9	1	0	11-0	21	2	0	.229
<b>MINOR TOTALS</b>		<b>10-26</b>	<b>.278</b>	<b>5.32</b>	<b>100</b>	<b>37</b>	<b>0</b>	<b>0</b>	<b>6</b>	<b>255.2</b>	<b>274</b>	<b>189</b>	<b>151</b>	<b>20</b>	<b>29</b>	<b>148-2</b>	<b>165</b>	<b>45</b>	<b>3</b>	<b>.279</b>

## PERCEL, ERIBERTO — Pitcher

**Bats:** Right      **Throws:** Right      **Born:** August 2, 1992, Peravia, Dominican Republic  
**Height:** 6-5      **Weight:** 200      **Resides:** Peravia, Dominican Republic

**Recommended/Signed By:** Miguel Peguero (White Sox).

**Sox Acquisition:** Signed as a free agent, June 12, 2013.

**Minor League Highlights:** **2016:** Limited righties to a .119 (5-42) average and opponents to a .138 (4-29) mark with RISP. **2015:** Held opponents to a .154 (4-26) average with RISP ... right-handers batted .167 (9-54) against him while lefties went 4-21 (.190). **2014:** Allowed one run or less in 17 of his 19 outings ... righties went 15-93 (.161) against him.

YEAR	Club	W-L	PCT	ERA	G	GS	CG	SHO	SV	IP	H	R	ER	HR	HB	BB-I	SO	WP	BK	AVG
2013	DSL White Sox	1-0	1.000	3.48	13	1	0	0	0	33.2	36	23	13	1	2	15-0	16	7	0	.279
2014	DSL White Sox	3-1	.750	1.86	19	0	0	0	2	38.2	24	11	8	0	9	17-0	35	2	0	.183
2015	DSL White Sox	3-1	.750	3.00	13	0	0	0	2	21.0	13	10	7	1	2	8-0	20	5	1	.173
2016	AZL White Sox	0-1	.000	5.75	16	0	0	0	2	20.1	17	17	13	0	9	10-0	15	6	0	.224
<b>MINOR TOTALS</b>		<b>7-3</b>	<b>.700</b>	<b>3.25</b>	<b>61</b>	<b>1</b>	<b>0</b>	<b>0</b>	<b>6</b>	<b>113.2</b>	<b>90</b>	<b>61</b>	<b>41</b>	<b>2</b>	<b>22</b>	<b>50-0</b>	<b>86</b>	<b>20</b>	<b>1</b>	<b>.219</b>

## PEREZ, CARLOS — Catcher

**Bats:** Right      **Throws:** Right      **Born:** September 1, 1996, Valencia, Venezuela  
**Height:** 5-10      **Weight:** 160      **Resides:** Valencia, Venezuela

**Recommended/Signed By:** Omar Sanchez (White Sox).

**Sox Acquisition:** Signed as a free agent, March 14, 2014.

**Minor League Highlights:** **2016:** Hit a combined .198 (23-116) with four doubles, one home run, 14 RBI and 10 runs scored over 34 games between Advanced Rookie Great Falls, the Arizona Rookie League White Sox and Class A Kannapolis. **2015:** Posted a .347 (42-121) average against righties and a .293 (12-41) mark vs. left-handers ... went 17-52 (.327) with RISP ... batted .439 (18-41) over his final 12 games. **2014:** Hit .345 (10-29) with RISP.

YEAR	CLUB	AVG	G	AB	R	H	TB	2B	3B	HR	RBI	SH	SF	HB	BB	SO	SB	CS	OBP	SLG	E
2014	DSL White Sox	.305	31	95	10	29	31	2	0	0	9	0	1	1	7	2	0	.356	.326	5	
2015	DSL White Sox	.333	47	162	32	54	71	8	3	1	21	0	2	5	22	5	5	0	.424	.438	3
2016	Kannapolis	.143	2	7	0	1	1	0	0	0	0	0	0	0	1	0	0	.143	.143	0	
	AZL White Sox	.231	11	39	6	9	14	2	0	1	6	0	0	0	2	2	0	.268	.359	4	
	Great Falls	.186	21	70	4	13	15	2	0	0	8	4	0	0	1	1	1	0	.197	.214	0
<b>MINOR TOTALS</b>		<b>.284</b>	<b>112</b>	<b>373</b>	<b>52</b>	<b>106</b>	<b>132</b>	<b>14</b>	<b>3</b>	<b>2</b>	<b>44</b>	<b>4</b>	<b>3</b>	<b>6</b>	<b>32</b>	<b>16</b>	<b>8</b>	<b>1</b>	<b>.348</b>	<b>.354</b>	<b>12</b>



BB&T Ballpark, home of the Class A Winston-Salem Dash.

# MINOR LEAGUE PLAYERS

## PETER, JAKE — Infielder

**Bats:** Left      **Throws:** Right      **Born:** April 5, 1993, Mason City, Iowa  
**Height:** 6-0      **Weight:** 200      **Resides:** Mason City, Iowa

**Recommended/Signed By:** J.J. Lally (White Sox)

**Sox Acquisition:** Selected in the seventh round, June 2014 First-Year Player Draft.

**Minor League Highlights: 2016:** Batted a combined .283 (136-481) with 27 doubles, six home runs, 53 RBI, eight stolen bases and 57 runs scored over 130 games between Class AA Birmingham and Class AAA Charlotte ... was named a Southern League midseason All-Star ... entered the season rated by *Baseball America* as having the Best Strike-Zone Discipline in the White Sox organization ... participated in the White Sox hitters minicamp at Camelback Ranch in Glendale, Ariz. from 1/4-7. **2015:** Tied for third in the Carolina League in hits (129) and ranked fourth in runs (76) at Class A Winston-Salem ... was named to CL postseason All-Star team ... went 1-11 (.091) with a walk and two runs scored over three games in the CL playoffs ... batted .309 (17-55) with three doubles and four RBI in 15 games for Glendale in the Arizona Fall League. **2014:** Combined to hit .332 (80-241) with 15 doubles, seven triples, two home runs, 26 RBI and 34 runs scored over 60 games between Advanced Rookie Great Falls and Winston-Salem ... tied for third in the Pioneer League with six triples ... led Great Falls in average (.368), triples and on-base percentage (.444) ... was named to the PL postseason All-Star Team ... collected a 13-game hitting streak from 6/27-7/12 (.423, 22-52) ... recorded six hits on 8/1 vs. Billings (17 innings), establishing a team record ... was rated by *Baseball America* as the Best Pure Hitter in the White Sox draft class.

**Miscellaneous/Personal:** Attended Creighton University ... earned MVC Second-Team All-Conference and Big East First-Team All-Conference ... graduated from Mason City (Iowa) High School in 2011 ... lettered in baseball, basketball, football and track.

YEAR	CLUB	AVG	G	AB	R	H	TB	2B	3B	HR	RBI	SH	SF	HB	BB	SO	SB	CS	OBP	SLG	E
2014	Great Falls	.388	37	152	26	59	88	11	6	2	21	0	2	4	13	13	1	1	.444	.579	7
	Winston-Salem	.236	23	89	8	21	27	4	1	0	5	0	0	1	4	13	1	0	.277	.303	1
2015	Winston-Salem	.260	130	497	76	129	173	25	5	3	57	4	6	2	53	89	23	3	.330	.348	14
2016	Birmingham	.304	68	253	27	77	103	14	0	4	29	0	5	2	31	52	5	1	.378	.407	1
	Charlotte	.259	62	228	30	59	78	13	0	2	24	1	1	3	17	44	3	1	.317	.342	8
<b>MINOR TOTALS</b>		<b>.283</b>	<b>320</b>	<b>1219</b>	<b>167</b>	<b>345</b>	<b>469</b>	<b>67</b>	<b>12</b>	<b>11</b>	<b>136</b>	<b>14</b>	<b>5</b>	<b>12</b>	<b>118</b>	<b>211</b>	<b>33</b>	<b>6</b>	<b>.348</b>	<b>.385</b>	<b>31</b>

## QUIJADA, JHOAN — Pitcher

**Bats:** Right      **Throws:** Right      **Born:** December 27, 1994, Juan Griego, Venezuela  
**Height:** 6-3      **Weight:** 210      **Resides:** Juan Griego, Venezuela

**Recommended/Signed By:** Amador Arias (White Sox).

**Sox Acquisition:** Signed as a free agent, March 14, 2013.

**Minor League Highlights: 2016:** Went 5-1 with a 4.38 ERA (25 ER/51.1 IP) and 32 strikeouts over 16 appearances (four starts) between the Dominican Summer League White Sox and Arizona Rookie League White Sox. **2014:** Posted a 1.29 ERA (2 ER/14.0 IP) in three starts ... went 1-0 with a 2.29 ERA (5 ER/19.2 IP) over six relief outings in June. **2013:** Was 1-0 with a 1.46 ERA (2 ER/12.1 IP) as a reliever ... limited lefties to a .136 (3-22) average.

YEAR	Club	W-L	PCT	ERA	G	GS	CG	SHO	SV	IP	H	R	ER	HR	HB	BB-I	SO	WP	BK	AVG
2013	DSL White Sox	2-2	.500	3.99	14	9	0	0	0	47.1	38	25	21	4	4	22-0	41	6	2	.228
2014	DSL White Sox	1-3	.250	3.63	14	3	0	0	0	52.0	65	34	21	1	3	15-0	38	8	1	.302
2015	DSL White Sox	2-8	.200	3.94	18	15	0	0	1	77.2	81	46	34	2	4	15-0	75	7	2	.267
2016	DSL White Sox	1-0	1.000	0.00	2	2	0	0	0	11.2	8	0	0	0	0	0-0	6	2	0	.195
	AZL White Sox	4-1	.800	5.67	14	2	0	0	0	39.2	41	27	25	6	3	10-0	26	6	2	.259
<b>MINOR TOTALS</b>		<b>10-14</b>	<b>.417</b>	<b>3.98</b>	<b>62</b>	<b>31</b>	<b>0</b>	<b>0</b>	<b>1</b>	<b>228.1</b>	<b>233</b>	<b>132</b>	<b>101</b>	<b>13</b>	<b>14</b>	<b>62-0</b>	<b>186</b>	<b>29</b>	<b>7</b>	<b>.264</b>

## REMILLARD, ZACH — Infielder

**Bats:** Right      **Throws:** Right      **Born:** Feb. 21, 1994, Cohoes, N.Y.  
**Height:** 6-2      **Weight:** 195      **Resides:** Clifton Park, N.Y.

**Recommended/Signed By:** Kevin Burrell (White Sox).

**Sox Acquisition:** Selected in the 10th round, June 2016 First-Year Player Draft.

**Minor League Highlights: 2016:** Combined to hit .269 (38-152) with 10 doubles, two triples, five home runs, 16 RBI and 22 runs scored in 44 games between the Arizona Rookie League White Sox and Class A Kannapolis.

**Miscellaneous/Personal:** Attended Coastal Carolina University in Conway, S.C., where he was a four-year letterwinner ... helped guide the Chanticleers to a National Championship in 2016 ... was a 2016 First-Team All-Big South selection, a member of the 2016 Big South All-Tournament Team and the Most Outstanding Player at the 2016 NCAA Raleigh Regional ... batted .281 over his career, including a career-best .345 as a senior ... tallied a .617 slugging percentage during his senior campaign ... currently ranks third in games played (233) and games started (229), fourth in at-bats (838), sixth in RBI (163), eighth in home runs (30) and total bases (382), 10th in the doubles (46) and 12th in hits (239) in school history ... was originally selected by Houston in the 38th round of the 2012 First-Year Player Draft, but did not sign ... is a 2012 graduate of La Salle Institute in Troy, N.Y. ... named New York State Sportswriters Association Class AA First-Team All-State ... Albany Times Union 2012 Big 10 Most Valuable Player ... earned Second-Team Large-School All-Area status from the Albany Times Union in his sophomore and junior years ... brother, Will, currently plays in the Cubs minor-league system.

YEAR	CLUB	AVG	G	AB	R	H	TB	2B	3B	HR	RBI	SH	SF	HB	BB	SO	SB	CS	OBP	SLG	E
2016	AZL White Sox	.310	13	42	6	13	26	3	2	2	9	0	0	2	2	9	1	1	.370	.619	6
	Kannapolis	.227	31	110	16	25	41	7	0	3	7	1	0	0	5	27	4	2	.261	.373	5
<b>MINOR TOTALS</b>		<b>.269</b>	<b>44</b>	<b>152</b>	<b>22</b>	<b>38</b>	<b>67</b>	<b>10</b>	<b>2</b>	<b>5</b>	<b>16</b>	<b>1</b>	<b>0</b>	<b>2</b>	<b>7</b>	<b>36</b>	<b>5</b>	<b>3</b>	<b>.316</b>	<b>.496</b>	<b>11</b>

# MINOR LEAGUE PLAYERS

## RENZI, SEAN — Pitcher

**Bats:** Right      **Throws:** Right      **Born:** February 14, 1993, Plainfield, Ill.  
**Height:** 6-3      **Weight:** 245      **Resides:** Plainfield, Ill.

**Recommended/Signed By:** Justin Weschler. (White Sox).

**Sox Acquisition:** Selected in the 32nd round, June 2016 First-Year Player Draft.

**Minor League Highlights: 2016:** Made his professional debut with the Arizona Rookie League White Sox ... tied for the team lead in appearances (16) ... went 1-0 with a 2.45 ERA (3 ER/11.0 IP) and 16 strikeouts in seven outings in July.

**Miscellaneous/Personal:** Attended Central Michigan University in Mt. Pleasant, Mich. ... majored in accounting ... was an Academic All-MAC selection ... led CMU with five victories and ranked second on the team with 82.1 IP ... ranked sixth in the MAC in strikeouts (75) ... is a 2011 graduate of Plainfield North (Ill.) High School ... helped lead the team to a 59-10 record from 2010-11 ... set school records for wins (10), ERA (0.96) and strikeouts (88) as a pitcher and for hits (50) and RBI (49) as a batter in his junior season ... was named Southwest Prairie Conference MVP and All-Conference First-Team as a junior ... also earned All-Region and All-State accolades in addition to being named team MVP in 2010 ... was an All-State special mention in 2011.

YEAR	CLUB	W-L	PCT	ERA	G	GS	CG	SHO	SV	IP	H	R	ER	HR	HB	BB-I	SO	WP	BK	AVG
2016	AZL White Sox	1-1	.500	4.70	16	0	0	0	0	23.0	24	17	12	2	0	7-0	29	4	0	.258

## REYES, FRANKLIN — Infielder

**Bats:** Right      **Throws:** Right      **Born:** September 11, 1998, Bani, Dominican Republic  
**Height:** 6-5      **Weight:** 235      **Resides:** Juan Baron, Dominican Republic

**Recommended/Signed By:** Fermin Ubri (White Sox).

**Sox Acquisition:** Signed as a free agent, July 2, 2015.

YEAR	CLUB	AVG	G	AB	R	H	TB	2B	3B	HR	RBI	SH	SF	HB	BB	SO	SB	CS	OBP	SLG	E
2016	AZL White Sox	.171	52	211	20	36	53	10	2	1	16	0	1	0	5	71	0	0	.189	.251	8

## RIGA, RYAN — Pitcher

**Bats:** Right      **Throws:** Left      **Born:** October 22, 1992, Cincinnati, Ohio  
**Height:** 6-0      **Weight:** 195      **Resides:** Fairfield, Ohio

**Recommended/Signed By:** Phil Gulley (White Sox).

**Sox Acquisition:** Selected in the 13th round, June 2015 First-Year Player Draft.

**Minor League Highlights: 2016:** Combined to go 2-4 with a 5.40 ERA (46 ER/76.2 IP), one save and 60 strikeouts over 37 appearances (five starts) between Class A Kannapolis and Class A Winston-Salem. **2015:** Went a combined 2-2 with a 2.70 ERA (10 ER/33.1 IP) and 32 strikeouts in 19 appearances between the Arizona Rookie League White Sox, Advanced Rookie Great Falls and Kannapolis.

**Miscellaneous/Personal:** Attended Ohio State University ... tossed 30.2 consecutive scoreless IP, setting a school record ... played one season at Wabash Valley College ... graduated in 2011 from Fairfield (Ohio) High School ... also played basketball.

YEAR	CLUB	W-L	PCT	ERA	G	GS	CG	SHO	SV	IP	H	R	ER	HR	HB	BB-I	SO	WP	BK	AVG
2015	AZL White Sox	2-0	1.000	1.80	4	0	0	0	0	10.0	5	2	2	0	0	2-0	8	0	0	.161
	Great Falls	0-1	.000	1.50	7	0	0	0	0	12.0	10	3	2	0	0	6-1	15	0	0	.238
	Kannapolis	0-1	.000	4.76	8	0	0	0	2	11.1	14	7	6	1	1	3-0	9	1	0	.311

2016	Kannapolis	0-3	.000	4.84	19	5	0	0	0	48.1	50	27	26	4	5	19-0	46	8	2	.270
	Winston-Salem	2-1	.667	6.35	18	0	0	0	1	28.1	27	21	20	2	4	9-0	14	2	0	.252

<b>MINOR TOTALS</b>	<b>4-6</b>	<b>.400</b>	<b>4.58</b>	<b>56</b>	<b>5</b>	<b>0</b>	<b>0</b>	<b>3</b>	<b>110.0</b>	<b>106</b>	<b>60</b>	<b>56</b>	<b>7</b>	<b>10</b>	<b>39-1</b>	<b>92</b>	<b>11</b>	<b>2</b>	<b>.259</b>
---------------------	------------	-------------	-------------	-----------	----------	----------	----------	----------	--------------	------------	-----------	-----------	----------	-----------	-------------	-----------	-----------	----------	-------------

## ROBBINS, MASON — Outfielder

**Bats:** Left      **Throws:** Left      **Born:** February 1, 1993 in Cleveland, Miss  
**Height:** 6-2      **Weight:** 210      **Resides:** Leakesville, Miss.

**Recommended/Signed By:** Warren Hughes (White Sox).

**Sox Acquisition:** Selected in the 25th round, June 2014 First-Year Player Draft.

**Minor League Highlights: 2016:** Led the Carolina League in average (.314) and hits (159) ... was named to the CL postseason All-Star team and selected as a MiLB.com Organizational All-Star ... recorded a season-high, 12-game road hitting streak from 6/12-7/9 ... recorded five hits on 7/25 vs. Frederick ... hit a grand slam on 7/19 vs. Myrtle Beach, becoming the first Dash player to hit a grand slam since May 2015. **2015:** Led Class A Kannapolis and tied for fifth in the South Atlantic League with nine triples ... posted a .348 (31-89) average over 24 games in June ... batted .327 (18-55) with one double, two triples and eight runs scored during a season-high, 12-game hitting streak from 7/22-8/4. **2014:** Led Advanced Rookie Great Falls in hits (70) and total bases (108) ... posted a 17-game hitting streak from 7/16-8/8 (.452, 33-73), the second-longest in the Pioneer League.

**Miscellaneous/Personal:** Attended the University of Southern Mississippi ... was named Second-Team All-Conference USA as a sophomore in 2013 ... is a 2011 graduate of George County High School in Lucedale, Miss. ... works as a watermelon farmer during the off-season.

YEAR	CLUB	AVG	G	AB	R	H	TB	2B	3B	HR	RBI	SH	SF	HB	BB	SO	SB	CS	OBP	SLG	E
2014	Great Falls	.304	54	230	28	70	108	11	3	7	32	0	1	0	11	43	1	3	.335	.470	2
2015	Kannapolis	.263	124	468	51	123	169	19	9	3	47	3	6	2	12	76	3	4	.281	.361	3
2016	Winston-Salem	*.314	123	507	57	*159	221	33	7	5	62	1	6	2	14	87	3	2	.331	.436	4
<b>MINOR TOTALS</b>		<b>.292</b>	<b>301</b>	<b>1205</b>	<b>136</b>	<b>352</b>	<b>498</b>	<b>63</b>	<b>19</b>	<b>15</b>	<b>141</b>	<b>4</b>	<b>13</b>	<b>4</b>	<b>37</b>	<b>206</b>	<b>7</b>	<b>9</b>	<b>.312</b>	<b>.413</b>	<b>9</b>

\*Led League

# MINOR LEAGUE PLAYERS

## ROCHA, JAIDER — Pitcher

**Bats:** Right  
**Height:** 6-1

**Throws:** Right  
**Weight:** 185

**Born:** May 23, 1993, Cartagena, Colombia  
**Resides:** Cartagena, Colombia

**Recommended/Signed By:** Marco Paddy (White Sox).

**Sox Acquisition:** Signed as a free agent, April 27, 2011.

**Minor League Highlights: 2016:** Went a combined 0-6 with a 3.08 ERA (13 ER/38.0 IP), six saves and 36 strikeouts over 30 appearances between Advanced Rookie Great Falls and Class A Kannapolis ... held lefties to a .214 (9-42) average and right-handers to a .222 (20-90) mark ... went 6-6 in save opportunities for the Voyagers. **2015:** Held righties to a .200 (9-45) average ... went 1-0 with a 2.16 ERA (2 ER/8.1 IP) over six second-half appearances. **2014:** Held right-handers to a .205 (27-132) average with the Dominican Summer League White Sox ... tossed 6.0 scoreless IP on 8/7. **2013:** Spent his first season as a pitcher after appearing in 100 games as a position player from 2011-12 ... went 0-1 with a 1.50 ERA (2 ER/12.0 IP) over his last five games (one start) of the season.

YEAR	CLUB	W-L	PCT	ERA	G	GS	CG	SHO	SV	IP	H	R	ER	HR	HB	BB-I	SO	WP	BK	AVG
2013	DSL White Sox	3-2	.600	3.06	19	2	0	0	0	35.1	35	24	12	0	1	24-0	34	13	0	.254
2014	DSL White Sox	2-1	.667	2.05	13	12	0	0	0	52.2	41	18	12	0	3	21-0	58	11	2	.217
2015	AZL White Sox	2-1	.667	3.43	14	0	0	0	2	21.0	19	12	8	1	2	9-0	18	1	1	.253
2016	Kannapolis	0-3	.000	4.05	10	0	0	0	0	13.1	11	15	6	0	1	17-2	12	3	0	.224
2016	Great Falls	0-3	.000	2.55	20	0	0	0	6	24.2	18	8	7	1	1	16-0	24	4	0	.217
<b>MINOR TOTALS</b>		<b>7-10</b>	<b>.412</b>	<b>2.76</b>	<b>76</b>	<b>14</b>	<b>0</b>	<b>0</b>	<b>8</b>	<b>147.0</b>	<b>124</b>	<b>77</b>	<b>45</b>	<b>2</b>	<b>8</b>	<b>87-2</b>	<b>146</b>	<b>32</b>	<b>3</b>	<b>.232</b>

## RODRIGUEZ, ANTONIO — Outfielder

**Bats:** Right  
**Height:** 6-4

**Throws:** Right  
**Weight:** 205

**Born:** May 7, 1995, Hato Mayor, Dominican Republic  
**Resides:** Hato Mayor, Dominican Republic

**Recommended/Signed By:** Marco Paddy (White Sox).

**Sox Acquisition:** Signed as a free agent, June 20, 2012.

**Minor League Highlights: 2016:** Earned South Atlantic League Player of the Week for the period of 7/25-31 ... batted .290 (29-100) with seven doubles, two home runs and nine RBI over 26 games in May. **2015:** Spent the season at Advanced Rookie Great Falls ... hit .357 (15-42) with two doubles, a triple, home run and five RBI during a season-high, 10-game hitting streak from 8/16-26. **2013:** Combined to hit .265 (48-181) with nine doubles, 0 RBI and 18 runs scored over 47 games between the Dominican Summer League White Sox and Advanced Rookie Bristol.

YEAR	CLUB	AVG	G	AB	R	H	TB	2B	3B	HR	RBI	SH	SF	HB	BB	SO	SB	CS	OBP	SLG	E
2012	DSL White Sox	.238	8	21	2	5	6	1	0	0	2	0	0	1	7	1	0	0	.273	.286	0
2013	Bristol	.120	7	25	1	3	4	1	0	0	2	0	0	1	9	0	0	.154	.160	0	
	DSL White Sox	.288	40	156	17	45	55	8	1	0	18	2	0	1	5	40	4	4	.315	.353	0
2014	AZL White Sox	.257	43	167	20	43	66	9	1	4	20	0	3	0	9	47	4	1	.291	.395	1
2015	Great Falls	.260	70	296	39	77	123	16	3	8	39	0	2	0	7	54	6	1	.275	.416	9
2016	Kannapolis	.237	123	472	40	112	151	18	3	5	46	1	6	3	19	104	8	3	.268	.320	10
<b>MINOR TOTALS</b>		<b>.251</b>	<b>291</b>	<b>1137</b>	<b>119</b>	<b>285</b>	<b>405</b>	<b>53</b>	<b>8</b>	<b>17</b>	<b>127</b>	<b>3</b>	<b>11</b>	<b>4</b>	<b>42</b>	<b>261</b>	<b>23</b>	<b>9</b>	<b>.277</b>	<b>.356</b>	<b>20</b>

## RODRIGUEZ, WILFREDO — Catcher

**Bats:** Right  
**Height:** 5-10

**Throws:** Right  
**Weight:** 200

**Born:** Jan. 25, 1994, San Juan, Puerto Rico  
**Resides:** Carolina, Puerto Rico

**Recommended/Signed By:** Chris Walker (White Sox).

**Sox Acquisition:** Signed as a free agent, October 4, 2016.

**Minor League Highlights: 2016:** Spent the season with the Sugar Land Skeeters of the independent Atlantic League. **2015:** Combined to hit .220 (54-246) with seven doubles, one triple, three home runs, 28 RBI, seven stolen bases and 24 runs scored in 70 games between Advanced Rookie Grand Junction and Class A Modesto ... appeared in 11 games with Santurce in the Puerto Rico Winter League. **2014:** Hit .347 (34-98) against left-handers and .290 (53-183) vs. righties ... recorded an eight-game hitting streak from 5/8-19, hitting .500 (17-34). **2013:** Batted .385 (15-39) with seven RBI over 12 games in August. **2012:** Made his professional debut with Grand Junction ... was selected by Colorado in the seventh round of the First-Year Player Draft.

YEAR	CLUB	AVG	G	AB	R	H	TB	2B	3B	HR	RBI	SH	SF	HB	BB	SO	SB	CS	OBP	SLG	E
2012	Grand Junction	.319	43	166	26	53	75	14	1	2	27	2	1	1	13	23	1	1	.370	.452	2
2013	Tri-City	.270	41	141	15	38	46	5	0	1	19	1	2	3	18	25	2	4	.355	.326	0
2014	Asheville	.310	75	281	36	87	112	16	0	3	37	3	6	4	21	33	2	3	.359	.399	2
2015	Grand Junction	.167	6	18	2	3	4	1	0	0	1	0	0	1	3	1	2	0	.318	.222	0
	Modesto	.224	64	228	22	51	68	6	1	3	27	2	3	1	8	30	5	5	.250	.298	5
2016	Sugar Land	.288	73	236	32	68	103	12	1	7	32	4	4	1	26	29	0	1	.356	.436	5
<b>MINOR TOTALS</b>		<b>.278</b>	<b>229</b>	<b>834</b>	<b>101</b>	<b>232</b>	<b>305</b>	<b>42</b>	<b>2</b>	<b>9</b>	<b>111</b>	<b>8</b>	<b>14</b>	<b>10</b>	<b>63</b>	<b>112</b>	<b>12</b>	<b>13</b>	<b>.331</b>	<b>.366</b>	<b>9</b>

*Italics indicates independent or foreign league; statistics not included in totals*

## Road to Chicago

Fifteen players (eight pitchers and seven position players) from Charlotte's Opening Day roster were promoted to the White Sox over the course of the 2016 season, including INF Tim Anderson and RHP Miguel Gonzalez. Anderson, who was the Sox first-round pick in 2013, batted .283 (116-410) in his rookie season. Gonzalez, who signed with the Sox as a free agent on 4/6, posted a 5-8 record with a 3.73 ERA (56 ER/135.0 IP) and 95 strikeouts in his first season with the organization.

# MINOR LEAGUE PLAYERS

## ROMAN, MITCH — Infielder

**Bats:** Right      **Throws:** Right      **Born:** March 22, 1995, Fishers, Ind.  
**Height:** 6-0      **Weight:** 170      **Resides:** Fishers, Ind.

**Recommended/Signed By:** Phil Gulley (White Sox).

**Sox Acquisition:** Selected in the 12th round, June 2016 First-Year Player Draft.

**Minor League Highlights:** **2017:** Enters the season rated by *Baseball America* as the Best Defensive Infielder in the White Sox system. **2016:** Made his professional debut with Advanced Rookie Great Falls ... ranked second in the Pioneer League in steals (26) ... led the Voyagers in stolen bases, tied for the lead in hits (85) and triples (6) and ranked third in total bases (107).

**Miscellaneous/Personal:** Was a two-time All-Horizon League honoree at Wright State University ... stole 26 bases on 29 attempts as a junior, tied for the most stolen bases in the league ... tied for second in the league in hits (84), triples (5) and runs scored (54) ... stole four bases at Elon, the most in a single game by any league player in 2016 ... as a sophomore, was named to the Horizon League All-Tournament Team after hitting .429 with seven runs scored in four games ... also named to the NCAA Champaign Regional All-Tournament Team after hitting .375 with three RBI and three runs scored ... played in the Coastal Plains League as a member of Fayetteville in 2015 ... father, Dan, played for the New York Yankees from 1987-91.

YEAR	CLUB	AVG	G	AB	R	H	TB	2B	3B	HR	RBI	SH	SF	HB	BB	SO	SB	CS	OBP	SLG	E
2016	Great Falls	.332	67	256	52	85	107	10	6	0	33	2	3	6	21	42	26	6	.392	.418	16

## RONDON, CLEULUIS — Infielder

**Bats:** Right      **Throws:** Right      **Born:** April 13, 1994, Maracay, Venezuela  
**Height:** 6-0      **Weight:** 180      **Resides:** Maracay, Venezuela

**Recommended/Signed By:** John Tumminia (White Sox).

**Sox Acquisition:** Obtained from Boston with outfielder Avisail Garcia (via Detroit) and pitchers Frankie Montas and J.B. Wendelken in exchange for pitcher Jake Peavy, July 30, 2013.

**Minor League Highlights:** **2016:** Batted a combined .215 (92-428) with 14 doubles, two triples, two home runs, 39 RBI, 13 stolen bases and 39 runs scored over 128 games between Class A Kannapolis and Class A Winston-Salem ... entered the season rated by *Baseball America* as the Best Defensive Infielder in the White Sox organization. **2015:** Spent the season at Winston-Salem ... batted .333 (11-33) with a home run and four RBI during a season-high, nine-game hitting streak from 4/29-5/8 ... hit .333 (9-31) for Caracas in the Venezuelan Winter League ... entered the season ranked by *Baseball America* as the Best Defensive Infielder and Possessing the Best Infield Arm in the White Sox organization. **2014:** Batted .238 (119-499) with 19 doubles, four triples, a home run, 40 RBI, 59 runs scored and 16 stolen bases over 130 games between Kannapolis and Winston-Salem ... posted a .303 (20-66) average against lefties with the Dash ... was rated by *Baseball America* following the season as the Best Defensive Third Baseman in the South Atlantic League ... entered the season rated by *Baseball America* as the Best Defensive Infielder and Possessing the Best Infield Arm in the White Sox organization. **2013:** Combined to hit .244 (53-217) over 66 games between Class A Lowell in the Boston organization and Kannapolis. **2012:** Tied for the Gulf Coast League lead with six triples ... was named the Red Sox Minor League Defensive Player of the Month for July. **2010:** Signed by Boston as a free agent on 11/19.

YEAR	CLUB	AVG	G	AB	R	H	TB	2B	3B	HR	RBI	SH	SF	HB	BB	SO	SB	CS	OBP	SLG	E
2011	DSL Red Sox	.171	62	205	39	35	49	6	1	2	27	6	2	14	43	50	14	1	.348	.239	24
2012	GCL Red Sox	.231	47	182	19	42	64	10	6	0	16	3	3	2	9	42	2	2	.270	.352	10
	Lowell	.000	2	4	0	0	0	0	0	0	0	0	0	0	1	0	0	0	.000	.000	0
2013	Lowell	.276	37	123	13	34	43	4	1	1	10	6	0	2	7	26	6	1	.326	.350	4
	Kannapolis	.202	29	94	11	19	22	0	0	1	6	0	0	3	7	24	1	0	.279	.234	2
2014	Kannapolis	.233	77	301	35	70	79	9	0	0	16	2	4	2	26	65	13	8	.295	.262	18
	Winston-Salem	.247	53	198	24	49	70	10	4	4	24	3	1	1	19	33	3	4	.315	.354	11
2015	Winston-Salem	.168	120	400	35	67	67	9	0	3	26	6	3	4	32	86	12	6	.235	.213	22
	Charlotte	.000	2	6	0	0	0	0	0	0	0	0	0	1	1	0	0	0	.143	.000	1
2016	Kannapolis	.243	11	37	4	9	14	3	1	0	7	0	1	0	4	6	1	0	.310	.378	1
	Winston-Salem	.212	117	391	35	83	102	11	1	2	32	8	1	2	39	86	12	3	.286	.261	20
<b>MINOR TOTALS</b>		<b>.210</b>	<b>557</b>	<b>1941</b>	<b>215</b>	<b>408</b>	<b>528</b>	<b>62</b>	<b>14</b>	<b>10</b>	<b>164</b>	<b>36</b>	<b>14</b>	<b>30</b>	<b>187</b>	<b>420</b>	<b>64</b>	<b>25</b>	<b>.288</b>	<b>.272</b>	<b>113</b>



BB&T Ballpark, home of the Charlotte Knights, was named Best Ballpark in Minor League Baseball by *Baseball America* in 2015 (photo courtesy of Laura Wolf/Charlotte Knights).



# MINOR LEAGUE PLAYERS

## SANBURN, NOLAN — Pitcher

Bats: Right

Throws: Right

Born: July 21, 1991, Kokomo, Ind.

Height: 6-1

Weight: 205

Resides: Kokomo, Ind.

Recommended/Signed By: Kevin Bootay/Bill Young (White Sox).

Sox Acquisition: Obtained from Oakland in exchange for infielder Adam Dunn, August 31, 2014.

**Minor League Highlights: 2016:** Combined to go 2-5 with a 3.53 ERA (32 ER/81.2 IP) and 69 strikeouts in 37 appearances (five starts) between Class A Winston-Salem and Class AA Birmingham. **2015:** Was named Southern League Pitcher of the Week from 7/27-8/2. **2014:** Averaged 9.2 strikeouts per 9.0 IP (73 SO/71.1 IP) with Class A Stockton in the A's organization ... was 3-0 with a 2.60 ERA (13 ER/45.0 IP) and 50 strikeouts in 27 games from May-July ... was traded to the White Sox on 8/31 in exchange for Adam Dunn ... entered the season ranked by *Baseball America* as the No. 10 Prospect in the Oakland organization. **2013:** Limited opponents to a .191 (17-89) average with Class A Beloit ... began the season on the disabled list with a right shoulder strain ... entered the season rated by MLB.com as the No. 10 Prospect in the Oakland organization. **2012:** Averaged 9.16 strikeouts per 9.0 IP (19 SO/18.2 IP) ... was selected by Oakland in the second round of the draft.

**Miscellaneous/Personal:** Attended the University of Arkansas ... went 4-1 with a 2.43 ERA over 22 games as a sophomore in 2012, helping the Razorbacks reach the College World Series ... five of his teammates were also drafted in 2012 ... is a 2010 graduate of Kokomo (Ind.) High School ... was drafted by Detroit in the 34th round of the 2010 draft but did not sign.

YEAR	CLUB	W-L	PCT	ERA	G	GS	CG	SHO	SV	IP	H	R	ER	HR	HB	BB-I	SO	WP	BK	AVG
2012	Vermont	0-1	.000	3.86	7	7	0	0	0	18.2	23	10	8	2	0	6-0	19	4	0	.299
2013	AZL Athletics	0-0	.000	2.25	2	1	0	0	0	4.0	3	1	1	0	1	1-0	6	1	0	.200
	Beloit	1-3	.250	1.38	14	1	0	0	0	26.0	17	4	4	1	0	9-0	20	1	0	.191
2014	Stockton	3-1	.750	3.28	42	0	0	0	6	71.1	78	29	26	6	2	25-1	73	5	0	.279
2015	Birmingham	0-2	.000	6.60	22	1	0	0	2	30.0	26	24	22	1	1	23-0	30	11	0	.248
2016	Winston-Salem	1-0	1.000	0.00	3	0	0	0	0	7.2	4	0	0	0	1	1-0	11	1	0	.124
	Birmingham	1-5	.167	3.89	34	5	0	0	6	74.0	71	33	32	4	4	24-0	58	8	0	.254
<b>MINOR TOTALS</b>		<b>6-12</b>	<b>.333</b>	<b>3.61</b>	<b>124</b>	<b>15</b>	<b>0</b>	<b>0</b>	<b>14</b>	<b>231.2</b>	<b>222</b>	<b>101</b>	<b>93</b>	<b>14</b>	<b>9</b>	<b>89-1</b>	<b>217</b>	<b>31</b>	<b>0</b>	<b>.251</b>

## SANCHEZ, ANDRES — Pitcher

Bats: Right

Throws: Right

Born: October 7, 1996, Ciudad Habana, Cuba

Height: 6-4

Weight: 180

Resides: Punto Fijo, Venezuela

Recommended/Signed By: Marco Paddy (White Sox).

Sox Acquisition: Signed as a free agent, August 21, 2014.

**Minor League Highlights: 2016:** Opponents went 5-28 (.179) with RISP/two outs ... tossed 6.0 scoreless IP on 7/22 at the Arizona Rookie League Reds. **2015:** Held right-handed batters to a .167 (6-36) average (lefties batted .333).

YEAR	CLUB	W-L	PCT	ERA	G	GS	CG	SHO	SV	IP	H	R	ER	HR	HB	BB-I	SO	WP	BK	AVG
2015	AZL White Sox	1-3	.250	3.52	9	2	0	0	0	15.1	14	10	6	1	0	5-0	13	3	0	.233
2016	AZL White Sox	2-6	.250	5.10	13	12	0	0	0	60.0	68	46	34	7	2	28-0	42	6	0	.283
<b>MINOR TOTALS</b>		<b>3-9</b>	<b>.250</b>	<b>4.78</b>	<b>22</b>	<b>14</b>	<b>0</b>	<b>0</b>	<b>0</b>	<b>75.1</b>	<b>82</b>	<b>56</b>	<b>40</b>	<b>8</b>	<b>2</b>	<b>33-0</b>	<b>55</b>	<b>9</b>	<b>0</b>	<b>.273</b>

## SAUCEDO, BRYAN — Pitcher

Bats: Right

Throws: Right

Born: February 3, 1994, Ajax, Ontario, Canada

Height: 6-6

Weight: 225

Resides: Ajax, Ontario, Canada

Recommended/Signed By: Justin Wechsler (White Sox).

Sox Acquisition: Selected in the 14th round, June 2016 First-Year Player Draft.

**Minor League Highlights: 2016:** Missed the entire season with a strained right forearm.

**Miscellaneous/Personal:** Attended Davenport University in Grand Rapids, Mich. ... is a 2012 graduate of Malvern Collegiate Institute in Toronto, Canada ... was originally selected by Milwaukee in the 29th round of the 2012 First-Year Player Draft.

## SCHNURBUSCH, AARON — Outfielder

Bats: Left

Throws: Left

Born: January 21, 1993, St. Louis, Mo.

Height: 6-4

Weight: 220

Resides: Eureka, Mo.

Recommended/Signed By: Justin Wechsler (White Sox).

Sox Acquisition: Selected in the 28th round, June 2016 First-Year Player Draft.

**Minor League Highlights: 2016:** Made his professional debut with Advanced Rookie Great Falls ... led the Pioneer League in on-base percentage (.471) and walks (47) ... led the Voyagers in average (.357), runs scored (53), total bases (129), RBI (44), walks, slugging percentage (.542) and on-base percentage and tied for the team lead in triples (6) and hits (85) ... was named a PL postseason All-Star ... recorded two 11-game hitting streaks, batting .444 (20-45) from 7/13-25 and .319 (15-47) from 8/8-19 ... went 5-6 with a double, home run, four RBI and two runs scored on 7/22 at Orem.

**Miscellaneous/Personal:** Attended the University of Pittsburgh ... is a 2012 graduate of Eureka (Mo.) High School ... was named First-Team All-Conference as an outfielder and pitcher in 2011 and 2012 and was a Second-Team All-Metro Team selection ... as a senior, batted .416 with a .730 slugging percentage with seven doubles, three triples, five homers and 13 RBI while going 3-4 on the mound with a 1.48 ERA (47.1 IP), three complete games and 58 strikeouts in eight starts ... as a junior led Eureka to a District Championship, and hit .387 (29-75) with six doubles, one triple, 21 RBI and a .493 on-base percentage ... went 3-1 with a 1.62 ERA as a pitcher in eight games (seven starts).

YEAR	CLUB	AVG	G	AB	R	H	TB	2B	3B	HR	RBI	SH	SF	HB	BB	SO	SB	CS	OBP	SLG	E
2016	Great Falls	.357	66	238	53	85	129	14	6	6	44	2	0	4	*47	69	19	8	*.471	.542	3

\*Led League

# MINOR LEAGUE PLAYERS

## SCHROEDER, CASEY — Catcher

**Bats:** Switch **Throws:** Right **Born:** July 12, 1993, Lima, Ohio  
**Height:** 6-2 **Weight:** 200 **Resides:** Glandorf, Ohio

**Recommended/Signed By:** Kevin Burrell (White Sox).

**Sox Acquisition:** Selected in the eighth round, June 2015 First-Year Player Draft.

**Minor League Highlights:** **2016:** Batted a combined .246 (41-167) with 16 doubles, two triples, six home runs, 30 RBI and 26 runs scored over 51 games between Advanced Rookie Great Falls and Class A Kannapolis. **2015:** Hit safely in eight straight games from 6/21-7/2 (.333, 11-33) at Great Falls.

**Miscellaneous/Personal:** Attended Coastal Carolina University in Conway, S.C. ... was named the Sun Coast Conference Defensive Player of the Year and First-Team All-Conference in 2014 ... earned President's List honors (4.0 GPA) for the Fall of 2014 ... played one season at Polk State College in Lakeland, Fla. ... graduated in 2012 from Ottawa-Glandorf High School in Ottawa, Ohio.

YEAR	CLUB	AVG	G	AB	R	H	TB	2B	3B	HR	RBI	SH	SF	HB	BB	SO	SB	CS	OBP	SLG	E
2015	Great Falls	.236	40	140	20	33	52	11	1	2	13	1	2	2	17	36	1	1	.323	.371	8
2016	Kannapolis	.077	5	13	2	1	4	0	0	1	1	0	0	4	5	0	0	.294	.308	1	
	Great Falls	.260	46	154	24	40	75	16	2	5	29	4	2	1	16	45	2	1	.329	.487	3
<b>MINOR TOTALS</b>		<b>.241</b>	<b>91</b>	<b>307</b>	<b>46</b>	<b>74</b>	<b>131</b>	<b>27</b>	<b>3</b>	<b>8</b>	<b>43</b>	<b>5</b>	<b>4</b>	<b>3</b>	<b>37</b>	<b>86</b>	<b>3</b>	<b>2</b>	<b>.325</b>	<b>.427</b>	<b>12</b>

## SEITZER, CAMERON — Infielder

**Bats:** Left **Throws:** Right **Born:** January 11, 1990, Overland Park, Kan.  
**Height:** 6-5 **Weight:** 230 **Resides:** Overland Park, Calif.

**Recommended/Signed By:** Bruce Benedict, Chris Lein and Bill Young (White Sox).

**Sox Acquisition:** Signed as a free agent, December 21, 2016.

**Minor League Highlights:** **2015:** Combined to hit .312 (129-413) with 27 doubles, one triple, 13 home runs and 65 RBI between Class AA Montgomery and Class AAA Durham in the Tampa Bay organization ... finished second among Rays minor-leaguers in average ... was named a Southern League postseason All-Star ... played in 22 games with Escogido in the Dominican Winter League. **2014:** Following the season, appeared in 20 games with Carolina in the Puerto Rico Winter League. **2011:** Was selected by Tampa Bay in the 11th round of the First-Year Player Draft.

**Miscellaneous/Personal:** Attended the University of Oklahoma ... named to the All Big-12 Second-Team as a junior for the Sooners ... led team with 26 multihit games and ranked third with 11 multiRBI games ... is a 2008 graduate of Blue Valley West High School in Overland Park, Kan. ... father, Kevin, played 12 major-league seasons with Kansas City, Milwaukee, Cleveland and Oakland ... uncle, Brad, played in 11 minor-league seasons in the Baltimore (1991-93), Milwaukee (1994-97), Kansas City (1997), Montreal (1997), Seattle (1997-99) and White Sox (2000) organizations.

YEAR	CLUB	AVG	G	AB	R	H	TB	2B	3B	HR	RBI	SH	SF	HB	BB	SO	SB	CS	OBP	SLG	E
2011	Princeton	.285	64	221	30	63	110	14	0	11	42	0	1	3	43	46	6	3	.407	.498	9
2012	Bowling Green	.307	118	424	50	130	182	36	2	4	54	1	5	3	55	83	1	1	.386	.429	8
2013	Montgomery	.268	139	489	58	131	176	25	1	6	61	0	1	8	81	98	1	1	.380	.360	11
2014	Montgomery	.242	123	450	60	109	178	27	0	14	65	0	8	8	53	89	3	2	.328	.396	2
2015	Durham	.367	7	30	2	11	15	1	0	1	6	0	0	0	6	0	0	.367	.500	0	
	Montgomery	.308	102	383	55	118	182	26	1	12	59	0	4	3	46	84	0	2	.383	.475	0
2016	Durham	.178	40	135	7	24	27	3	0	0	3	0	0	0	9	37	0	0	.229	.200	3
<b>MINOR TOTALS</b>		<b>.275</b>	<b>593</b>	<b>2132</b>	<b>262</b>	<b>586</b>	<b>870</b>	<b>132</b>	<b>4</b>	<b>48</b>	<b>290</b>	<b>1</b>	<b>19</b>	<b>25</b>	<b>287</b>	<b>443</b>	<b>11</b>	<b>9</b>	<b>.365</b>	<b>.408</b>	<b>33</b>

## SILVERIO, LOUIS — Outfielder

**Bats:** Right **Throws:** Right **Born:** December 15, 1993, Santiago, Dominican Republic  
**Height:** 6-3 **Weight:** 200 **Resides:** Parkland, Fla.

**Recommended/Signed By:** Jose Ortega (White Sox).

**Sox Acquisition:** Selected in the 33rd round, June 2014 First-Year Player Draft.

**Minor League Highlights:** **2016:** Combined to hit .251 (45-179) with 10 doubles, one triple, four home runs, 22 RBI and 22 runs scored over 52 games between the Arizona Rookie League White Sox, Advanced Rookie Great Falls, Class A Kannapolis, Class A Winston Salem and Class AAA Charlotte. **2015:** Hit .208 (26-125) with six doubles, four home runs and 19 RBI in 39 games between the AZL White Sox, Great Falls and Kannapolis. **2014:** Batted .323 (20-62) against righties.

**Miscellaneous/Personal:** Attended Florida International University ... his father, Luis, played for the Kansas City Royals (1973-82) and now works as Senior Advisor for Latin American Operations for the Pittsburgh Pirates ... brother-in-law, Angel Berroa, played in the major leagues from 2001-09 and was the American League Rookie of the Year in 2003.

YEAR	CLUB	AVG	G	AB	R	H	TB	2B	3B	HR	RBI	SH	SF	HB	BB	SO	SB	CS	OBP	SLG	E
2014	AZL White Sox	.301	25	83	9	25	40	5	2	2	18	0	0	1	8	20	2	0	.370	.482	0
2015	AZL White Sox	.333	2	3	1	1	2	1	0	0	1	0	0	1	1	0	0	.500	.667	0	
	Great Falls	.221	20	68	10	15	30	3	0	4	15	0	1	0	3	16	0	1	.250	.441	1
	Kannapolis	.185	17	54	5	10	12	2	0	0	3	2	0	0	19	1	0	.185	.222	0	
2016	Kannapolis	.136	6	22	0	3	3	0	0	0	1	0	0	0	12	0	0	.174	.136	1	
	Winston-Salem	.188	5	16	4	3	4	1	0	0	0	1	0	0	1	3	0	0	.235	.250	0
	Charlotte	.238	8	21	0	5	7	2	0	0	0	1	0	0	3	0	0	.238	.333	1	
	AZL White Sox	.267	27	101	15	27	45	4	1	4	21	3	0	1	2	20	2	1	.288	.446	3
	Great Falls	.368	6	19	3	7	10	3	0	0	0	0	0	1	0	3	0	1	.400	.526	0
<b>MINOR TOTALS</b>		<b>.248</b>	<b>116</b>	<b>387</b>	<b>47</b>	<b>96</b>	<b>153</b>	<b>21</b>	<b>3</b>	<b>10</b>	<b>59</b>	<b>7</b>	<b>1</b>	<b>3</b>	<b>16</b>	<b>97</b>	<b>5</b>	<b>3</b>	<b>.283</b>	<b>.395</b>	<b>6</b>

# MINOR LEAGUE PLAYERS

## SOLORZANO, YOSMER — Pitcher

**Bats:** Right      **Throws:** Right **Born:** February 11, 1997, Higuerote, Venezuela  
**Height:** 6-4      **Weight:** 225      **Resides:** Barlovento, Venezuela

**Recommended/Signed By:** Marco Paddy (White Sox).

**Sox Acquisition:** Signed as a free agent, September 19, 2014.

**Minor League Highlights: 2016:** Led the Pioneer League in wins (9) and complete games (2) ... was a PL postseason All-Star ... was named PL Pitcher of the Week for the period of 8/29-9/4 ... went 5-0 with a 2.45 ERA (9 ER/33.0 IP) in five starts from 8/15-9/4 ... tossed back-to-back complete games in his last two starts of the season on 8/30 vs. Billings (W; 1 ER/9.0 IP) and 9/4 vs. Mississippi (W; 5.0 scoreless IP). **2015:** Made his professional debut with the Arizona Rookie League White Sox ... went 5-2 with a 2.29 ERA (15 ER/59.0 IP) and 41 strikeouts in 11 starts ... went 3-0 with a 1.64 ERA (4 ER/22.0 IP) over his last four starts ... was the starting pitcher for the AZL White Sox in round one of the playoffs, receiving a no decision after allowing one hit, two walks and striking out eight over 7.0 scoreless IP.

YEAR	CLUB	W-L	PCT	ERA	G	GS	CG	SHO	SV	IP	H	R	ER	HR	HB	BB-I	SO	WP	BK	AVG
2015	AZL White Sox	5-2	.714	3.02	12	11	0	0	0	62.2	64	24	21	0	5	16-0	43	8	5	.260
2016	Great Falls	*9-3	.750	4.11	15	15	*2	1	0	81.0	85	43	37	1	3	18-0	81	12	0	.265
<b>MINOR TOTALS</b>		<b>14-5</b>	<b>.737</b>	<b>3.63</b>	<b>27</b>	<b>26</b>	<b>2</b>	<b>1</b>	<b>0</b>	<b>143.2</b>	<b>149</b>	<b>67</b>	<b>58</b>	<b>1</b>	<b>8</b>	<b>34-0</b>	<b>124</b>	<b>20</b>	<b>5</b>	<b>.263</b>

\*Led League

## SONNIER, TREVIN — Infielder

**Bats:** Right      **Throws:** Right      **Born:** August 18, 1992, Nederland, Texas  
**Height:** 5-10      **Weight:** 185      **Resides:** Beaumont, Texas

**Recommended/Signed By:** Clay Overcash (White Sox).

**Sox Acquisition:** Selected in the 30th round, June 2016 First-Year Player Draft.

**Minor League Highlights: 2016:** Made his professional debut with the Arizona Rookie League White Sox.

**Miscellaneous/Personal:** Attended Oral Roberts University in Tulsa, Okla. ... majored in interdisciplinary kinesiology/sociology ... led the Golden Eagles with 11 stolen bases ... was named to the Brooks Wallace Shortstop of the Year Watch List ... is a 2011 graduate of Nederland (Texas) High School ... was a two-time First-Team All-District selection ... earned All-Region honors as a senior ... selected as a Underclass Honorable Mention All-American in 2010

YEAR	CLUB	AVG	G	AB	R	H	TB	2B	3B	HR	RBI	SH	SF	HB	BB	SO	SB	CS	OBP	SLG	E
2016	AZL White Sox	.252	38	143	19	36	49	7	0	2	15	4	2	4	9	19	9	3	.310	.343	0

## STEPHENS, JORDAN — Pitcher

**Bats:** Right      **Throws:** Right      **Born:** September 12, 1992, Houston, Texas  
**Height:** 6-1      **Weight:** 190      **Resides:** Alvin, Texas

**Recommended/Signed By:** Chris Walker (White Sox).

**Sox Acquisition:** Selected in the fifth round, June 2015 First-Year Player Draft.

**Minor League Highlights: 2017:** Enters the season rated by *Baseball America* as the No. 12 Prospect in the White Sox system. **2016:** Held righties to a .208 (57-274) average (left-handers batted .281) ... went 4-0 with a 2.88 ERA (16 ER/50.0 IP) over nine starts from 6/15-8/1. **2015:** Posted a 0.51 ERA (1 ER/17.2 IP) in 11 outings (one start) between the Arizona Rookie League White Sox and Advanced Rookie Great Falls.

**Miscellaneous/Personal:** Attended Rice University in Houston ... was named All-Conference USA First-Team and was a two-time C-USA Pitcher of the Week in 2015 ... was sidelined most of 2014 after undergoing Tommy John surgery ... was a 2013 NCAA Eugene Regional Most Valuable Player/All-Regional Team ... is a 2011 graduate of Alvin (Texas) High School.

YEAR	CLUB	W-L	PCT	ERA	G	GS	CG	SHO	SV	IP	H	R	ER	HR	HB	BB-I	SO	WP	BK	AVG
2015	AZL White Sox	0-0	—	0.61	9	1	0	0	0	14.2	7	1	1	0	1	2-0	18	2	0	.140
	Great Falls	0-0	—	0.00	2	0	0	0	0	3.0	2	0	0	0	0	1-0	3	1	0	.182
2016	Winston-Salem	7-10	.412	3.45	27	27	0	0	0	141.0	129	59	54	12	6	48-0	155	11	0	.243
<b>MINOR TOTALS</b>		<b>7-10</b>	<b>.412</b>	<b>3.12</b>	<b>38</b>	<b>28</b>	<b>0</b>	<b>0</b>	<b>0</b>	<b>158.2</b>	<b>138</b>	<b>60</b>	<b>55</b>	<b>12</b>	<b>7</b>	<b>51-0</b>	<b>176</b>	<b>14</b>	<b>0</b>	<b>.234</b>

## STRONG, BRAD — Infielder

**Bats:** Left      **Throws:** Right      **Born:** July 1, 1992, Richlands, Va.  
**Height:** 5-8      **Weight:** 180      **Resides:** Richlands, Va.

**Recommended/Signed By:** Abe Fernandez (White Sox).

**Sox Acquisition:** Selected in the 28th round, June 2015 First-Year Player Draft.

**Minor League Highlights: 2016:** Batted .283 (15-53) with RISP ... posted a .288 (40-139) average during the second half of the season after hitting .208 (16-77) in the first half. **2015:** Tied for third in the Arizona Rookie League in hits (60) and doubles (15), tied for fourth in runs (35) and ranked fifth in total bases (89) and average (.326) ... led the AZL White Sox in runs, tied for the team lead in walks (20), ranked second in hits, total bases, doubles, stolen bases (12) and on-base percentage (.389) and third in RBI (31), triples (4) and slugging percentage (.484) ... was named to the AZL postseason All-Star Team ... went 1-12 (.083) with one RBI over three games in the AZL playoffs ... drove in the game-winning run on a sacrifice fly in the eighth inning of the AZL championship game.

**Miscellaneous/Personal:** Attended Western Carolina University in Cullowhee, N.C. ... hit .322 (270-838) with 20 home runs and 163 RBI for his career ... finished his four-year career as the Catamounts all-time leader in triples (18) ... his 65 career stolen bases ranked second in school history ... was named First-Team All-Southern Conference, First-Team All-SoCon by College Sports Madness, First-Team All-State by the North Carolina Collegiate Sports Information Association (NCCSIA) and to the Louisville Slugger Preseason All-America Second-Team in 2015 ... is a graduate of Richlands (Va.) High School.

YEAR	CLUB	AVG	G	AB	R	H	TB	2B	3B	HR	RBI	SH	SF	HB	BB	SO	SB	CS	OBP	SLG	E
2015	AZL White Sox	.326	48	184	35	60	89	15	4	2	31	2	3	1	20	18	12	6	.389	.484	6
2016	Kannapolis	.259	65	216	28	56	83	8	2	5	19	2	2	1	17	36	11	3	.314	.384	6
<b>MINOR TOTALS</b>		<b>.290</b>	<b>113</b>	<b>400</b>	<b>63</b>	<b>116</b>	<b>172</b>	<b>23</b>	<b>6</b>	<b>7</b>	<b>50</b>	<b>4</b>	<b>5</b>	<b>2</b>	<b>37</b>	<b>54</b>	<b>23</b>	<b>9</b>	<b>.349</b>	<b>.430</b>	<b>12</b>

# MINOR LEAGUE PLAYERS

## SUITER, MICHAEL — Outfielder

**Bats:** Right      **Throws:** Right      **Born:** April 9, 1992, Kailua, Hawaii  
**Height:** 6-1      **Weight:** 200      **Resides:** Kailua, Hawaii

**Recommended/Signed By:** Clay Overcash (White Sox).

**Sox Acquisition:** Selected in the 24th round, June 2014 First-Year Player Draft.

**Minor League Highlights:** **2016:** Combined to hit .279 (57-204) with 10 doubles, six home runs, 23 RBI and 28 runs scored over 59 games between Class A Kannapolis and Class A Winston-Salem. **2015:** Batted .226 (96-424) with 17 doubles, two triples, three home runs and 40 RBI in 117 games between Kannapolis and Winston-Salem ... hit .305 (29-103) during a season-high, 23-game hitting streak from 7/19-8/14 with Kannapolis, the longest streak in the South Atlantic League. **2014:** Tied for fifth in the Arizona League in RBI (31) with the Rookie White Sox ... rated by *Baseball America* as the Fastest Runner in the White Sox draft class.

**Miscellaneous/Personal:** Attended the University of Kansas ... earned All-Big 12 Second Team honors in 2014.

YEAR	CLUB	AVG	G	AB	R	H	TB	2B	3B	HR	RBI	SH	SF	HB	BB	SO	SB	CS	OBP	SLG	E
2014	AZL White Sox	.263	42	156	29	41	62	7	1	4	31	0	1	10	15	28	14	3	.363	.397	1
2015	Kannapolis	.249	76	301	45	75	99	14	2	2	34	3	1	9	17	59	12	6	.308	.329	2
	Winston-Salem	.171	41	123	13	21	27	3	0	1	6	1	1	4	7	27	3	1	.237	.220	1
2016	Kannapolis	.243	11	37	5	9	10	1	0	0	2	0	1	1	2	7	0	0	.293	.270	0
	Winston-Salem	.287	48	167	23	48	75	9	0	6	21	4	1	4	20	41	5	0	.375	.449	1
<b>MINOR TOTALS</b>		<b>.247</b>	<b>218</b>	<b>784</b>	<b>115</b>	<b>194</b>	<b>273</b>	<b>34</b>	<b>3</b>	<b>13</b>	<b>94</b>	<b>8</b>	<b>5</b>	<b>28</b>	<b>61</b>	<b>162</b>	<b>34</b>	<b>10</b>	<b>.322</b>	<b>.348</b>	<b>5</b>

## SULLIVAN, TYLER — Outfielder

**Bats:** Left      **Throws:** Left      **Born:** November 21, 1992, Stockton, Calif.  
**Height:** 5-9      **Weight:** 175      **Resides:** Alamo, Calif.

**Recommended/Signed By:** Adam Virchis (White Sox).

**Sox Acquisition:** Selected in the 14th round, June 2015 First-Year Player Draft.

**Minor League Highlights:** **2016:** Batted .301 (25-83) over 21 games in April. **2015:** Made his professional debut with the Arizona Rookie League White Sox ... tied for the team lead in walks (20), ranked third in hits (49) and stolen bases (9) and tied for fifth in runs (26) ... went 1-11 (.091) with one run scored over three games in the AZL playoffs.

**Miscellaneous/Personal:** Attended the University of the Pacific in Stockton, Calif. ... was named to the All-WCC Second-Team ... graduated in 2011 from Lincoln (Calif.) High School ... brother, Brett, is a catcher in the Tampa Bay organization.

YEAR	CLUB	AVG	G	AB	R	H	TB	2B	3B	HR	RBI	SH	SF	HB	BB	SO	SB	CS	OBP	SLG	E
2015	AZL White Sox	.287	45	171	26	49	57	7	1	0	14	1	3	5	20	23	9	2	.372	.339	1
2016	Kannapolis	.255	130	510	65	130	167	21	5	2	40	9	4	7	59	91	31	11	.338	.327	7
<b>MINOR TOTALS</b>		<b>.263</b>	<b>175</b>	<b>681</b>	<b>91</b>	<b>179</b>	<b>224</b>	<b>28</b>	<b>6</b>	<b>2</b>	<b>54</b>	<b>10</b>	<b>7</b>	<b>12</b>	<b>79</b>	<b>114</b>	<b>40</b>	<b>13</b>	<b>.347</b>	<b>.330</b>	<b>8</b>

## THOMAS, TOBY — Infielder

**Bats:** Right      **Throws:** Right      **Born:** December 9, 1993, Mobile, Ala.  
**Height:** 5-11      **Weight:** 180      **Resides:** Eight Mile, Ala.

**Recommended/Signed By:** Warren Hughes (White Sox).

**Sox Acquisition:** Selected in the 21st round, June 2013 First-Year Player Draft.

**Minor League Highlights:** **2016:** Batted .296 (40-135) vs. lefties and .299 (35-117) with RISP ... posted a .306 (72-235) average during the second half of the season (hit .231 in the first half). **2015:** Hit .242 (86-356) with 18 doubles, four triples, five home runs and 43 RBI in 99 games between Class A Kannapolis and Class A Winston-Salem ... posted a .368 (14-39) average with four doubles and a triple during a season-high, 10-game hitting streak from 8/19-8/30. **2014:** Hit .245 (46-188) with 15 doubles, three triples, four home runs, 25 RBI and 22 runs scored in 49 games between Advanced Rookie Great Falls and Kannapolis. **2013:** Led Advanced Rookie Bristol in average (.319), hits (67), total bases (97), triples (4) and slugging percentage (.462) ... was named Appalachian League Batter of the Week for 7/8-14, hitting .423 (11-26) with eight RBI ... posted a 16-game hitting streak from 6/27-7/18, tied for the second-longest in the APPY.

**Miscellaneous/Personal:** Attended Pensacola (Fla.) State College for one season ... was selected as the 2012 Alabama Gatorade Player of the Year following his senior year at Fairhope (Ala.) High School ... father, Larry, was drafted by the White Sox in the second round of the 1991 Amateur Draft (also signed by Warren Hughes) and went on to play three major-league seasons (1995-97).

YEAR	CLUB	AVG	G	AB	R	H	TB	2B	3B	HR	RBI	SH	SF	HB	BB	SO	SB	CS	OBP	SLG	E
2013	Bristol	.319	51	210	31	67	97	10	4	4	30	0	2	0	4	33	2	4	.329	.462	10
2014	Great Falls	.274	24	95	11	26	44	8	2	2	13	3	0	1	8	21	1	2	.337	.463	6
	Kannapolis	.215	25	93	11	20	44	7	1	2	12	1	1	1	7	20	0	2	.275	.376	5
2015	Kannapolis	.252	69	254	29	64	90	11	3	3	33	1	2	0	13	54	3	3	.286	.354	13
	Winston-Salem	.216	30	102	10	22	33	7	1	2	10	3	1	2	5	25	0	0	.264	.363	3
2016	Winston-Salem	.269	126	469	64	126	192	33	6	7	43	7	2	4	33	78	0	0	.321	.409	18
<b>MINOR TOTALS</b>		<b>.266</b>	<b>325</b>	<b>1223</b>	<b>156</b>	<b>325</b>	<b>495</b>	<b>76</b>	<b>17</b>	<b>20</b>	<b>141</b>	<b>14</b>	<b>8</b>	<b>8</b>	<b>70</b>	<b>231</b>	<b>6</b>	<b>11</b>	<b>.308</b>	<b>.405</b>	<b>57</b>

## Winston-Salem Broadcaster Honored

Brian Boesch, the play-by-play broadcaster for Class A Winston-Salem, was named the 2016 Carolina League Broadcaster of the Year. He received the most votes among the CL lead broadcasters and assistants. This marks the second time Boesch received the award (also in 2014). He enters his sixth season as the voice of the Dash in 2017.

# MINOR LEAGUE PLAYERS

## THOMPSON, ZACH — Pitcher

**Bats:** Right **Throws:** Right **Born:** October 23, 1993, Fort Worth, Texas  
**Height:** 6-7 **Weight:** 215 **Resides:** Burleson, Texas

**Recommended/Signed By:** Keith Staab (White Sox).

**Sox Acquisition:** Selected in the fifth round, June 2014 First-Year Player Draft.

**Minor League Highlights: 2016:** Combined to go 9-8 with a 3.77 ERA (59 ER/140.2 IP) and 128 strikeouts over 26 starts between Class A Kannapolis and Class A Winston-Salem ... was named to the South Atlantic League midseason All-Star team. **2015:** Went 0-1 with a 1.95 ERA (6 ER/27.2 IP) and 26 strikeouts over five starts in August for Kannapolis. **2014:** Posted a 2-1 record with a 2.54 ERA (8 ER/28.1 IP) over his last six starts of the season.

**Miscellaneous/Personal:** Attended the University of Texas in Arlington ... graduated in 2011 from Grace Preparatory Academy in Arlington, Texas.

YEAR	CLUB	W-L	PCT	ERA	G	GS	CG	SHO	SV	IP	H	R	ER	HR	HB	BB-I	SO	WP	BK	AVG
2014	Great Falls	2-3	.400	3.27	11	11	0	0	0	44.0	43	22	16	6	2	14-0	26	3	0	.262
2015	Kannapolis	3-8	.273	4.44	16	16	0	0	0	75.0	77	48	37	2	3	37-0	64	10	0	.270
2016	Kannapolis	6-3	.667	2.62	16	16	0	0	0	86.0	58	33	25	5	7	39-0	88	11	1	.193
	Winston-Salem	3-5	.375	5.60	10	10	0	0	0	54.2	66	37	34	7	1	15-0	40	6	0	.292
<b>MINOR TOTALS</b>		<b>14-19</b>	<b>.424</b>	<b>3.88</b>	<b>53</b>	<b>53</b>	<b>0</b>	<b>0</b>	<b>0</b>	<b>259.2</b>	<b>244</b>	<b>140</b>	<b>112</b>	<b>20</b>	<b>13</b>	<b>105-0</b>	<b>218</b>	<b>30</b>	<b>1</b>	<b>.250</b>

## TURNER, COLTON — Pitcher

**Bats:** Left **Throws:** Left **Born:** January 17, 1991, Fort Wayne, Texas  
**Height:** 6-3 **Weight:** 215 **Resides:** Cleburne, Texas

**Recommended/Signed By:** Joe Butler (White Sox).

**Sox Acquisition:** Obtained from Toronto in exchange for catcher Dioner Navarro, August 26, 2016.

**Minor League Highlights: 2016:** Went a combined 3-1 with a 1.24 ERA (8 ER/58.0 IP), 13 saves and 76 strikeouts over 47 games between Class A Lansing, Class A Dunedin, Class AA New Hampshire and Class AA Birmingham ... was traded by Toronto to the White Sox in exchange for catcher Dioner Navarro on 8/26 ... went 13-15 (86.7%) in saves opportunities. **2015:** Combined to go 0-3 with a 4.36 ERA (32 ER/66.0 IP), two saves and 53 strikeouts in 32 outings between Lansing and Dunedin ... appeared in 17 games (two starts) with Canberra of the Australian Baseball League. **2014:** Missed the season after having Tommy John surgery. **2013:** Went a combined 5-5 with a 2.91 ERA (25 ER/77.1 IP) and 48 strikeouts in 17 appearances between Class A Vancouver and Lansing. **2012:** Made his professional debut with Vancouver ... was selected by Toronto in the 21st round of the First-Year Player Draft.

**Miscellaneous/Personal:** Attended Texas State University ... was a three-year letterwinner ... earned All-Southland Conference Second-Team honors in 2012 ... graduated from Joshua (Texas) High School in 2009 ... threw four no-hitters in his high school career.

YEAR	CLUB	W-L	PCT	ERA	G	GS	CG	SHO	SV	IP	H	R	ER	HR	HB	BB-I	SO	WP	BK	AVG	
2012	Vancouver	4-0	1.000	1.57	14	4	0	0	0	34.1	23	6	6	0	1	17-0	29	2	0	.200	
2013	Lansing	1-0	1.000	2.61	4	0	0	0	0	10.1	8	3	3	0	0	6-1	9	2	0	.229	
	Vancouver	4-5	.444	2.96	13	12	1	0	0	67.0	56	29	22	4	1	17-1	39	3	1	.224	
2014	DID NOT PLAY DUE TO INJURY																				
2015	Dunedin	0-0	.000	27.00	1	0	0	0	0	1.0	3	3	3	1	0	1-0	1	1	0	.500	
	Lansing	0-3	.000	4.02	31	0	0	0	2	65.0	72	39	29	2	0	28-3	52	4	0	.281	
	Canberra	2-1	.667	5.62	17	2	0	0	0	32.0	38	27	20	5	0	21-0	21	4	0	.250	
2016	New Hampshire	0-1	.000	5.23	9	0	0	0	0	10.1	12	6	6	1	1	8-0	10	0	0	.308	
	Dunedin	3-0	1.000	0.57	26	0	0	0	8	31.2	19	2	2	0	1	9-0	47	1	0	.171	
	Lansing	0-0	.000	0.00	9	0	0	5	12.0	8	0	0	0	0	0	3-0	13	0	0	.182	
	Birmingham	0-0	.000	0.00	3	0	0	0	0	4.0	3	0	0	0	0	3-0	6	0	0	.231	
<b>MINOR TOTALS</b>		<b>12-9</b>	<b>.571</b>	<b>2.71</b>	<b>110</b>	<b>16</b>	<b>1</b>	<b>0</b>	<b>15</b>	<b>235.2</b>	<b>204</b>	<b>88</b>	<b>71</b>	<b>8</b>	<b>4</b>	<b>92-5</b>	<b>206</b>	<b>13</b>	<b>1</b>	<b>.235</b>	

*Italics indicates independent or foreign league; statistics not included in totals*

## VALERIO, KELVIS — Pitcher

**Bats:** Right **Throws:** Right **Born:** September 26, 1991, Santiago Rodriguez, Dominican Republic  
**Height:** 6-0 **Weight:** 180 **Resides:** Santiago Rodriguez, Dominican Republic

**Recommended/Signed By:** Pablo Cruz (White Sox).

**Sox Acquisition:** Signed as a free agent, April 21, 2011.

**Minor League Highlights: 2015:** Posted a 3.77 ERA (35 ER/59.2 IP) as a reliever, compared to a 5.82 mark (11 ER/17.0 IP) as a starter with Class A Kannapolis ... made five consecutive scoreless outings (11.1 IP) from 5/12-5/28, allowing just six hits and striking out eight. **2014:** Combined to go 4-3 with a 2.78 ERA (17 ER/55.0 IP) and 44 strikeouts in 11 appearances (eight starts) between the Arizona Rookie League White Sox and Advanced Rookie Great Falls.

YEAR	CLUB	W-L	PCT	ERA	G	GS	CG	SHO	SV	IP	H	R	ER	HR	HB	BB-I	SO	WP	BK	AVG
2011	DSL White Sox	3-1	.750	1.44	16	2	0	0	0	50.0	37	11	8	0	5	15-0	26	1	0	.214
2012	DSL White Sox	5-2	.714	1.43	25	0	0	0	6	44.0	32	13	7	2	3	15-0	38	3	0	.209
2013	Bristol	2-6	.250	3.88	12	11	1	0	0	62.2	58	32	27	7	5	18-0	50	2	1	.246
2014	AZL White Sox	4-2	.667	3.07	9	6	0	0	0	44.0	42	20	15	0	2	7-0	39	2	2	.244
	Great Falls	0-1	.000	1.64	2	2	0	0	0	11.0	9	2	2	1	1	1-0	5	0	0	.237
2015	Kannapolis	2-2	.500	4.23	33	4	0	0	5	76.2	83	42	36	5	3	31-1	60	6	2	.275
2016	Winston-Salem	3-6	.333	4.62	32	9	0	0	3	89.2	105	54	46	7	3	28-1	58	9	4	.292
<b>MINOR TOTALS</b>		<b>19-20</b>	<b>.487</b>	<b>3.36</b>	<b>129</b>	<b>34</b>	<b>1</b>	<b>0</b>	<b>14</b>	<b>378.0</b>	<b>366</b>	<b>174</b>	<b>141</b>	<b>22</b>	<b>22</b>	<b>115-2</b>	<b>276</b>	<b>23</b>	<b>9</b>	<b>.255</b>

# MINOR LEAGUE PLAYERS

## VASQUEZ, SANTO — Infielder

**Bats:** Right **Throws:** Right **Born:** November 27, 1998, San Juan De La Maguana, Dominican Republic  
**Height:** 6-0 **Weight:** 170 **Resides:** Guayacanal, Dominican Republic  
**Recommended/Signed By:** Marino Deleon (White Sox).  
**Sox Acquisition:** Signed as a free agent, July 2, 2015.

YEAR	CLUB	AVG	G	AB	R	H	TB	2B	3B	HR	RBI	SH	SF	HB	BB	SO	SB	CS	OBP	SLG	E
2016	DSL White Sox	.233	50	180	27	42	54	8	2	0	8	4	1	6	13	52	10	2	.305	.300	27

## VILLA, ANTHONY — Infielder

**Bats:** Right **Throws:** Right **Born:** March 29, 1994, Danville, Calif.  
**Height:** 6-3 **Weight:** 220 **Resides:** Danville, Calif.  
**Recommended/Signed By:** Adam Virchis (White Sox).

**Sox Acquisition:** Selected in the 19th round, June 2016 First-Year Player Draft.  
**Minor League Highlights: 2016:** Made his professional debut with Advanced Rookie Great Falls ... went 20-66 (.303) with RISP and 8-27 (.296) with RISP/two outs ... hit .293 (12-41) with four doubles, one home run and nine RBI over 13 games in April.  
**Miscellaneous/Personal:** Attended Saint Mary's College in Moraga, Calif. ... earned All-West Coast Conference First-Team honors as a junior ... was named to the West Coast Conference All-Freshman team ... graduated from San Ramon Valley High School in Danville, Calif. ... was named to the East Bay Athletic League First-Team as an infielder ... father, Steve, played quarterback and was signed by the San Francisco 49ers in 1985.

YEAR	CLUB	AVG	G	AB	R	H	TB	2B	3B	HR	RBI	SH	SF	HB	BB	SO	SB	CS	OBP	SLG	E
2016	Great Falls	.249	59	193	24	48	74	15	1	3	35	0	0	15	20	38	0	2	.364	.383	1

## VILLARREAL, SALVADOR — Pitcher

**Bats:** Right **Throws:** Right **Born:** February 5, 1998, Heroica Matamoros, Mexico  
**Height:** 6-1 **Weight:** 165 **Resides:** Heroica Matamoros, Mexico

**Recommended/Signed By:** Tomas Herrera (White Sox).  
**Sox Acquisition:** Signed as a free agent, February 26, 2015.  
**Miscellaneous/Personal:** Went 9-11 with a 5.21 ERA (159 ER/274.2 IP) and 170 strikeouts in 189 games (nine starts) over eight seasons with Reynosa (2001-03), San Luis (2005), Laguna (2006) and Chihuahua (2007-09) in the Mexican League.

YEAR	CLUB	W-L	PCT	ERA	G	GS	CG	SHO	SV	IP	H	R	ER	HR	HB	BB-I	SO	WP	BK	AVG
2016	AZL White Sox	0-0	—	5.68	14	1	0	0	0	25.1	27	26	16	1	7	23-0	18	6	0	.270

## VINICIO, JOSE — Infielder

**Bats:** Switch **Throws:** Right **Born:** July 10, 1993, Santo Domingo, Dominican Republic  
**Height:** 5-11 **Weight:** 150 **Resides:** Santo Domingo, Dominican Republic

**Recommended/Signed By:** Joe Butler (White Sox).  
**Sox Acquisition:** Signed as a free agent, November 11, 2016.  
**Minor League Highlights: 2016:** Combined to hit .259 (59-228) with four doubles, three triples, two homers and 23 runs scored over 70 games between Class AAA Pawtucket and Class AA Portland. **2015:** Spent the majority of the year at Class A Salem ... batted .301 (43-143) against righties at Salem ... made three appearances with Portland from 6/4-7. **2014:** Split time between the Gulf Coast League Red Sox and Salem, hitting a combined .280 (40-143) with six doubles, two triples and 19 runs scored in 44 games ... entered the season rated by MLB.co as the No. 18 Prospect in the Red Sox system. **2013:** Spent the entire season with Class A Greenville, ranking among the team leaders in games (2nd, 107), at-bats (2nd, 391), stolen bases (2nd, 21), runs (3rd, 44) and triples (3rd, 4) ... entered the season rated by MLB.com as the No. 19 Prospect in the Red Sox organization. **2011:** Spent the season with the GCL Red Sox, leading the team in games (50), stolen bases (19) and hits (52) ... ranked among the GCL leaders in triples (T4th, 5) and stolen bases (T5th) ... led GCL shortstops in chances (297), putouts (107), assists (161) and double plays (25). **2010:** Made his professional debut with the GCL Red Sox.

YEAR	CLUB	AVG	G	AB	R	H	TB	2B	3B	HR	RBI	SH	SF	HB	BB	SO	SB	CS	OBP	SLG	E
2010	GCL Red Sox	.253	43	158	23	40	59	4	6	1	22	1	2	2	7	26	13	1	.290	.373	23
2011	GCL Red Sox	.291	50	179	22	52	75	7	5	2	18	1	1	6	7	33	19	10	.337	.419	29
2012	Greenville	.277	70	256	37	71	95	9	3	3	32	3	2	4	13	56	24	11	.320	.371	25
	Lowell	.000	2	8	0	0	0	0	0	0	0	0	0	0	0	2	0	0	.000	.000	0
2013	Greenville	.192	107	391	44	75	100	14	4	1	26	9	1	5	12	108	21	9	.225	.256	31
2014	Salem	.264	39	129	16	34	41	5	1	0	10	1	2	2	4	29	0	6	.292	.318	8
	GCL Red Sox	.429	5	14	3	6	9	1	1	0	2	1	1	0	7	2	4	3	.591	.643	0
2015	Portland	.273	3	11	1	3	3	0	0	0	0	0	0	0	0	1	0	0	.273	.273	1
	Salem	.294	57	201	29	59	76	11	3	0	13	3	0	2	6	24	7	6	.321	.378	5
2016	Pawtucket	.269	48	167	17	45	58	4	3	1	13	5	0	1	5	34	6	2	.295	.347	8
	Portland	.230	22	61	6	14	17	0	0	1	4	4	1	0	3	9	1	2	.262	.279	6
<b>MINOR TOTALS</b>		<b>.253</b>	<b>446</b>	<b>1575</b>	<b>198</b>	<b>399</b>	<b>533</b>	<b>55</b>	<b>26</b>	<b>9</b>	<b>140</b>	<b>28</b>	<b>10</b>	<b>22</b>	<b>64</b>	<b>324</b>	<b>95</b>	<b>50</b>	<b>.290</b>	<b>.338</b>	<b>136</b>

## It's Called a Winning Streak

Advanced Rookie Great Falls won 15 consecutive games from August 22-September 7, 2016. The Voyagers fell one win shy of tying the franchise record of 16 straight victories set in 1990 by the Great Falls Dodgers. The steak began with a 5-3 victory over Helena and ended after dropping game two of a doubleheader on September 7 at Missoula.

# MINOR LEAGUE PLAYERS

## VOLSTAD, CHRIS — Pitcher

Bats: Right

Throws: Right

Born: September 23, 1986, Palm Beach Gardens, Fla.

Height: 6-8

Weight: 235

Resides: Juno Beach, Fla.

**Recommended/Signed By:** Chris Lein and Bruce Benedict (White Sox).

**Sox Acquisition:** Signed as a free agent, March 17, 2016.

**Major League Highlights:** **2010:** Recorded his second career complete game on 5/1 vs. Washington (1 ER/9.0 IP) ... tossed his second career shutout and third complete game on 9/20 vs. St. Louis ... his two complete games ranked sixth in the National League ... went 6-0 with a 3.75 ERA (21 ER/50.1 IP) over his last eight starts. **2009:** Recorded his first career complete-game shutout on 7/8 against San Francisco, giving up five hits while striking out six. **2008:** Made his major-league debut with Florida on 7/6 at Colorado, earning his first win after tossing 2.0 scoreless IP in relief ... made his first career start on 7/11 at Los Angeles-NL (W; 1 ER/8.2 IP) ... recorded his first career strikeout (Matt Kemp) in the first inning ... was named Marlins Rookie of the Year.

**Minor League Highlights:** **2016:** Spent the entire season with Class AAA Charlotte ... tied for the team lead with eight wins and two complete games and ranked second with 84 strikeouts. **2015:** Led Class AAA Indianapolis in wins (11), IP (155.2) and strikeouts (97). **2014:** Appeared in seven games with Class AAA Salt Lake ... made 17 starts with Doosan of the Korean Baseball Organization.

**2013:** Spent the majority of the season at Class AAA Colorado Springs, leading the team with seven wins ... made five starts with Lacey of the Dominican Winter League. **2012:** Was traded by Miami to the Cubs in exchange for Carlos Zambrano on 1/5. **2007:** Combined to go 12-11 with 4.16 ERA (78 ER/168.2 IP) and 118 strikeouts over 28 appearances (27 starts) between Class A Carolina and Class AA Jupiter. **2006:** Led Class A Greensboro in wins (11), starts (26) and IP (152.0). **2005:** Went a combined 4-3 with a 2.22 ERA (16 ER/65.0 IP) and 55 strikeouts in 13 starts between the Gulf Coast League Marlins and Class A Jamestown ... earned New York-Penn League midseason All-Star honors ... was selected by Florida in the first round (16th overall) of the First-Year Player Draft **Miscellaneous/Personal:** Graduated from Palm Beach Gardens (Fla.) High School in 2005.

YEAR	CLUB	W-L	PCT	ERA	G	GS	CG	SHO	SV	IP	H	R	ER	HR	HB	BB-I	SO	WP	BK	AVG
2005	Jamestown	3-2	.600	2.13	7	7	0	0	0	38.0	43	19	9	0	3	11-0	29	2	1	.279
	GCL Marlins	1-1	.500	2.33	6	6	0	0	0	27.0	25	14	7	1	2	4-0	26	1	0	.243
2006	Greensboro	11-8	.579	3.08	26	26	0	0	0	152.0	161	73	52	12	6	36-1	99	6	0	.275
2007	Carolina	4-2	.667	3.16	7	7	0	0	0	42.2	41	19	15	4	1	10-0	25	3	0	.252
	Jupiter	8-9	.471	4.50	21	20	2	1	0	126.0	152	76	63	8	6	37-1	93	9	0	.293
2008	Carolina	4-4	.500	3.36	15	15	1	0	0	91.0	86	37	34	0	2	30-3	56	3	0	.251
	FLORIDA	6-4	.600	2.88	15	14	0	0	0	84.1	76	30	27	3	5	36-4	52	0	0	.240
2009	New Orleans	0-1	.000	6.75	1	1	0	0	0	4.0	5	3	3	2	0	2-0	7	0	0	.333
	FLORIDA	9-13	.409	5.21	29	29	1	1	0	159.0	169	100	92	29	3	59-3	107	8	0	.278
2010	New Orleans	1-0	1.000	3.18	3	3	0	0	0	17.0	13	6	6	1	0	9-0	13	0	0	.217
	FLORIDA	12-9	.571	4.58	30	30	2	1	0	175.0	187	94	89	17	8	60-5	102	8	1	.277
2011	New Orleans	1-1	.500	4.42	3	3	1	1	0	18.1	20	9	9	1	0	9-0	14	1	0	.290
	FLORIDA	5-13	.278	4.89	29	29	0	0	0	165.2	187	96	90	23	1	49-6	117	2	1	.289
2012	CHICAGO-NL	3-12	.200	6.31	21	21	0	0	0	111.1	137	81	78	16	3	43-4	61	2	1	.306
	Iowa	3-5	.375	5.17	12	12	0	0	0	71.1	86	48	41	7	4	19-0	52	0	2	.296
2013	COLORADO	0-0	.000	10.80	6	6	0	0	0	8.1	19	10	10	1	2	1-0	3	0	0	.432
	Colorado Springs	7-6	.538	4.58	23	22	2	0	0	127.2	156	68	65	12	2	44-1	57	7	0	.308
2014	Salt Lake	2-1	.667	6.18	7	7	0	0	0	39.1	48	28	27	7	1	12-0	24	0	0	.298
2015	Indianapolis	11-7	.611	3.18	27	25	0	0	0	155.2	159	61	55	3	9	43-3	97	6	0	.269
	PITTSBURGH	0-0	.000	0.00	1	0	0	0	0	2.0	2	0	0	0	0	0-0	0	0	0	.286
2016	Charlotte	8-11	.421	4.79	29	27	2	0	0	176.2	193	100	94	16	5	34-0	84	3	0	.279
<b>MINOR TOTALS</b>		<b>64-58</b>	<b>.525</b>	<b>3.98</b>	<b>187</b>	<b>181</b>	<b>8</b>	<b>2</b>	<b>0</b>	<b>1086.2</b>	<b>1188</b>	<b>561</b>	<b>480</b>	<b>74</b>	<b>41</b>	<b>300-9</b>	<b>676</b>	<b>39</b>	<b>3</b>	<b>.283</b>
<b>MLB TOTALS</b>		<b>35-51</b>	<b>.407</b>	<b>4.92</b>	<b>131</b>	<b>123</b>	<b>3</b>	<b>2</b>	<b>0</b>	<b>705.2</b>	<b>777</b>	<b>411</b>	<b>386</b>	<b>89</b>	<b>22</b>	<b>248-22</b>	<b>442</b>	<b>20</b>	<b>3</b>	<b>.283</b>

## WALKER, KEENYN — Outfielder

Bats: Switch

Throws: Right

Born: August 12, 1990, Salt Lake City, Utah

Height: 6-3

Weight: 190

Resides: Salt Lake City, Utah

**Recommended/Signed By:** John Kazanas (White Sox).

**Sox Acquisition:** Selected as a sandwich pick between the first and second rounds (47th overall), June 2011 First-Year Player Draft.

**Minor League Highlights:** **2016:** Batted .282 (11-39) over 12 games in April. **2015:** Hit .226 (83-367) with eight doubles, four triples, two home runs and 33 RBI in 113 games between Class A Winston-Salem and Class AA Birmingham ... was successful on 69.8 percent (37-53) of steal attempts ... his 37 stolen bases ranked fifth among White Sox minor-leaguers ... was placed on the disabled list on 8/22 with a right foot contusion, missing the rest of the season. **2014:** Batted a combined .197 (67-340) with nine doubles, four triples, two home runs and 25 RBI in 102 games between Winston-Salem and Birmingham ... was on the disabled list from 5/5-17 with a neck strain and again 6/16-25 with a contusion on his right ring finger ... entered the season rated by *Baseball America* as possessing the Best Outfield Arm in the system. **2013:** Ranked among the Southern League leaders in stolen bases (2nd, 38) and runs scored (5th, 77) ... entered the season ranked by *Baseball America* as the No. 5 Prospect and Fastest Baserunner in the White Sox organization. **2012:** Entered the season ranked by *Baseball America* as the No. 6 Prospect and Fastest Baserunner in the White Sox organization. **2011:** Combined to hit .257 (57-222) with 41 runs scored and 21 stolen bases in 54 games with Advanced Rookie Great Falls and Kannapolis.

**Miscellaneous/Personal:** Attended Central Arizona College, where he batted .412 with six home runs, 59 RBI and 70 stolen bases in 2011 ... was named the NJCAA I First Team All-American, was the NJCAA I Rawlings Gold Glove Award winner and received the 2011 Arizona Community College Athletic Conference Player of the Year Award ... graduated in 2009 from Judge Memorial Catholic High School in Salt Lake City, Utah.

# MINOR LEAGUE PLAYERS

YEAR	CLUB	AVG	G	AB	R	H	TB	2B	3B	HR	RBI	SH	SF	HB	BB	SO	SB	CS	OBP	SLG	E
2011	Great Falls	.333	15	60	16	20	29	7	1	0	9	0	1	4	7	17	11	5	.431	.483	0
	Kannapolis	.228	39	162	25	37	42	1	2	0	15	1	1	2	14	64	10	4	.296	.259	2
2012	Kannapolis	.282	74	266	53	75	103	15	5	1	39	1	2	1	50	93	39	11	.395	.387	4
	Winston-Salem	.238	37	143	31	34	52	7	1	3	16	0	1	0	24	50	17	4	.345	.364	1
2013	Birmingham	.201	130	462	77	93	28	16	5	3	32	8	0	11	69	153	38	15	.319	.277	11
2014	Birmingham	.155	32	110	15	17	26	1	1	2	4	1	0	0	11	55	11	2	.231	.236	3
	Winston-Salem	.217	70	230	27	50	64	8	3	0	21	3	1	2	25	20	3	.298	.278	4	
2015	Winston-Salem	.274	51	164	30	45	59	6	4	0	13	3	0	2	22	38	25	6	.367	.360	7
	Birmingham	.187	62	203	22	38	1	2	0	2	20	0	2	0	20	55	12	10	.258	.227	1
2016	Birmingham	.240	95	329	53	79	112	16	4	3	28	1	0	1	43	106	21	8	.330	.340	9
<b>MINOR TOTALS</b>		<b>.229</b>	<b>605</b>	<b>2129</b>	<b>349</b>	<b>488</b>	<b>661</b>	<b>79</b>	<b>26</b>	<b>14</b>	<b>197</b>	<b>18</b>	<b>8</b>	<b>23</b>	<b>285</b>	<b>716</b>	<b>204</b>	<b>68</b>	<b>.326</b>	<b>.310</b>	<b>42</b>

## WALSH, CONNOR — Pitcher

**Bats:** Left      **Throws:** Right      **Born:** October 18, 1992, Bryn Mawr, Pa.  
**Height:** 6-2      **Weight:** 175      **Resides:** Berwyn, Pa.

**Recommended/Signed By:** Phil Gulley (White Sox).

**Sox Acquisition:** Selected in the 12th round, June 2014 First-Year Player Draft.

**Minor League Highlights:** 2016: Went a combined 2-2 with a 4.10 ERA (19 ER/48.1 IP) and 51 strikeouts in 32 appearances between the Arizona League White Sox, Class A Winston-Salem and Class AA Birmingham. 2015: Held left-handed hitters to a .195 (15-77) average and righties to a .205 (24-117) mark at Class A Kannapolis ... averaged 13.4 strikeouts per 9.0 IP. 2014: Went 2-1 with a 4.33 ERA (13 ER/27.0 IP), two saves and 29 strikeouts over 19 appearances between Advanced Rookie Great Falls and Kannapolis ... averaged 9.7 strikeouts per 9.0 IP (29 SO/27.0 IP).

**Miscellaneous/Personal:** Attended the University of Cincinnati ... was named American Athletic Conference Pitcher of the Week for 4/22-28 ... graduated in 2011 from Radnor (Pa.) High School ... lettered in baseball and basketball.

YEAR	CLUB	W-L	PCT	ERA	G	GS	CG	SHO	SV	IP	H	R	ER	HR	HB	BB-I	SO	WP	BK	AVG
2014	Great Falls	1-1	.500	2.66	15	0	0	0	2	20.1	15	8	6	0	1	14-0	23	3	0	.200
	Kannapolis	1-0	1.000	9.45	4	0	0	0	0	6.2	10	7	7	0	0	2-0	6	0	0	.357
2015	Kannapolis	2-3	.40	4.92	29	0	0	0	0	53.0	39	34	29	3	7	44-0	79	9	0	.201
2016	AZL White Sox	0-0	—	0.00	1	0	0	0	0	1.0	0	0	0	0	0	0-0	3	0	0	.000
	Winston-Salem	2-2	.500	3.40	25	0	0	0	5	39.2	28	17	15	1	1	19-0	41	4	0	.207
	Birmingham	0-0	—	4.70	6	0	0	0	0	7.2	7	5	4	0	1	5-0	7	1	0	.233
<b>MINOR TOTALS</b>		<b>4-4</b>	<b>.500</b>	<b>4.73</b>	<b>48</b>	<b>0</b>	<b>0</b>	<b>0</b>	<b>2</b>	<b>80.0</b>	<b>64</b>	<b>49</b>	<b>42</b>	<b>3</b>	<b>8</b>	<b>60-0</b>	<b>108</b>	<b>12</b>	<b>0</b>	<b>.215</b>

## WALTERS, BLAIR — Pitcher

**Bats:** Left      **Throws:** Left      **Born:** November 8, 1989, Van Nuys, Calif.  
**Height:** 6-0      **Weight:** 200      **Resides:** Oak Park, Calif.

**Recommended/Signed By:** Bill Young (White Sox).

**Sox Acquisition:** Selected in the 11th round, June 2011 First-Year Player Draft.

**Minor League Highlights:** 2016: Went a combined 5-9 with a 4.54 ERA (64 ER/127.0 IP) and 102 strikeouts over 26 appearances (25 starts) between Class A Winston-Salem and Class AA Birmingham ... was on the Barons' disabled list from 6/22-7/5 with left shoulder inflammation. 2015: Went 5-8 with a 3.06 ERA (42 ER/123.1 IP) and 72 strikeouts in 22 starts ... recorded sub-3.00 ERA in May (2.16), June (2.78) and July (2.31) ... held opponents to a .227 (32-141) average with RISP. 2014: Began the season with Joliet of the independent Frontier League ... went 5-1 with a 1.87 ERA (9 ER/43.1 IP) in seven starts at Class A Lynchburg ... held lefties to a .125 (6-48) average. 2013: Combined to go 6-2 with a 7.18 ERA (62 ER/77.2 IP) and 73 strikeouts in 35 games (six starts) between Class A Lancaster and Class AAA Oklahoma City. 2012: Went a combined 7-9 with a 5.00 ERA (76 ER/136.2 IP) and 127 strikeouts over 26 starts between Class A Kannapolis, Class A Winston-Salem and Lancaster ... was named to the South Atlantic League midseason All-Star team ... earned SAL Pitcher of the Week honors for the period of 5/14-21 ... was traded by the White Sox with pitcher Matt Heidenreich to Houston in exchange for pitcher Chris Devenski ... entered the season rated by *Baseball America* as the No. 26 Prospect in the White Sox system. 2011: Was named Pioneer League Pitcher of the Year in his professional debut with Advanced Rookie Great Falls ... led the PL in wins, ranked fourth in ERA and fifth in opponent average (.272) ... was named to the PL postseason All-Star Team.

**Miscellaneous/Personal:** Spent two years at Ventura (Calif.) Community College before transferring to the University of Hawaii in 2010 ... was named First-Team All-Conference at Ventura C.C. in 2008 ... graduated in 2007 from Oak Park (Calif.) High School.

YEAR	CLUB	W-L	PCT	ERA	G	GS	CG	SHO	SV	IP	H	R	ER	HR	HB	BB-I	SO	WP	BK	AVG
2011	Great Falls	*9-0	1.000	4.03	14	13	0	0	0	73.2	72	36	33	6	3	17-0	72	5	0	.257
2012	Kannapolis	3-3	.500	2.88	13	13	0	0	0	72.0	61	27	23	6	5	18-0	69	4	0	.226
	Winston-Salem	1-3	.250	7.01	5	5	0	0	0	25.2	38	20	20	3	3	4-0	24	4	1	.345
	Lancaster	3-3	.500	7.62	8	8	0	0	0	39.0	49	36	33	8	2	15-0	34	3	0	.301
2013	Lancaster	6-2	.750	7.36	34	5	0	0	0	73.1	101	71	60	14	3	40-0	69	5	0	.320
	Oklahoma City	0-0	—	4.15	1	1	0	0	0	4.1	4	2	2	0	0	3-0	4	0	0	.267
2014	Joliet	2-4	.333	2.74	11	11	1	0	0	75.2	59	27	23	2	2	28-1	54	8	0	—
	Lynchburg	6-1	.857	2.33	8	7	0	0	0	46.1	41	12	12	3	3	11-0	33	2	0	.241
2015	Carolina	6-8	.429	3.13	29	22	0	0	0	135.0	126	52	47	6	3	40-0	85	5	1	.249
2016	Winston-Salem	1-1	.500	4.50	5	5	0	0	0	26.0	20	13	13	2	2	18-0	17	0	0	.230
	Birmingham	4-8	.333	4.54	21	20	0	0	0	101.0	103	62	51	6	5	54-0	85	4	0	.266
<b>MINOR TOTALS</b>		<b>39-29</b>	<b>.574</b>	<b>4.44</b>	<b>138</b>	<b>99</b>	<b>0</b>	<b>0</b>	<b>0</b>	<b>596.1</b>	<b>615</b>	<b>331</b>	<b>294</b>	<b>54</b>	<b>29</b>	<b>220-0</b>	<b>492</b>	<b>32</b>	<b>2</b>	<b>.267</b>

\*Led League *Italics indicates independent or foreign league; statistics not included in totals*



# MINOR LEAGUE PLAYERS

## WHEELER, ANDRE — Pitcher

Bats: Left

Throws: Left

Born: September 27, 1991, Austin, Texas

Height: 6-1

Weight: 190

Resides: Austin, Texas

Recommended/Signed By: Keith Staab (White Sox).

Sox Acquisition: Selected in the 15th round, June 2013 First-Year Player Draft.

**Minor League Highlights: 2016:** Went a combined 2-1 with 4.32 ERA (28 ER/58.1 IP) and 58 strikeouts over 25 appearances (one start) between Class A Winston-Salem and Class AA Birmingham ... averaged 8.9 strikeouts per 9.0 IP. **2015:** Posted a 2.50 ERA (5 ER/18.0 IP) in six starts ... held lefties to a .203 (16-79) average ... went 0-0 with a 7.50 ERA (5 ER/6.0 IP) in six games for Glendale in the Arizona Fall League. **2014:** Averaged 10.2 strikeouts per 9.0 IP and limited opponents to a .233 (85-365) average, including a .195 (25-128) mark vs. left-handers ... went 3-1 with a 2.25 ERA (13 ER/52.0 IP) over the second half of the season. **2013:** Went 1-1 with a 3.19 ERA (11 ER/31.0 IP) and 38 strikeouts over 18 games between Advanced Rookie Bristol and Kannapolis ... limited lefties to a .194 (6-31) average.

**Miscellaneous/Personal:** Went 5-1 with a 5.47 ERA (31 ER/51.0 IP) and 41 strikeouts over three seasons at Texas Tech University ... was drafted by the Los Angeles Dodgers in the 22nd round of the 2010 First-Year Player Draft, but did not sign.

YEAR	CLUB	W-L	PCT	ERA	G	GS	CG	SHO	SV	IP	H	R	ER	HR	HB	BB-I	SO	WP	BK	AVG
2013	Bristol	0-1	.000	2.03	9	0	0	0	2	13.1	5	3	3	1	1	4-0	20	0	0	.111
	Kannapolis	1-0	1.000	4.08	9	0	0	0	3	17.2	14	9	8	3	1	5-0	18	3	0	.212
2014	Kannapolis	3-3	.500	2.84	28	16	0	0	0	98.1	85	38	31	5	5	32-0	111	10	0	.233
2015	Winston-Salem	4-2	.667	3.86	32	6	0	0	1	63.0	63	37	27	3	2	28-0	61	7	1	.259
2016	Winston-Salem	2-1	.667	2.20	16	1	0	0	2	32.2	25	11	8	3	1	16-0	33	2	0	.219
	Birmingham	0-0	—	7.01	19	0	0	0	0	25.2	41	20	20	5	0	12-0	25	2	0	.360
<b>MINOR TOTALS</b>		10-7	.588	3.48	113	23	0	0	8	250.2	233	118	97	20	10	97-0	268	24	1	.246

## WHITE, CHARLIE — Outfielder

Bats: Left

Throws: Left

Born: November 13, 1991, Naperville, Ill.

Height: 5-9

Weight: 180

Resides: Naperville, Ill.

Recommended/Signed By: Nathan Durst (White Sox).

Sox Acquisition: Signed as a free agent, September 27, 2016.

**Minor League Highlights: 2016:** Appeared in 90 games with Joliet of the independent Frontier League. **2015:** Appeared in 54 games with Joliet. **2014:** Made his professional debut with Class A Boise ... was selected by the Cubs in the 21st round of the First-Year Player Draft.

**Miscellaneous/Personal:** Attended the University of Maryland ... majored in economics ... left Maryland as the Terps' all-time stolen base leader with 86 ... is a 2010 graduate of Naperville (Ill.) North High School ... was originally selected by New York-AL in the 29th round of the 2013 draft ... father, Brian, played one minor-league season in the Chicago Cubs organization.

YEAR	CLUB	AVG	G	AB	R	H	TB	2B	3B	HR	RBI	SH	SF	HB	BB	SO	SB	CS	OBP	SLG	E
2014	Boise	.200	36	85	14	17	22	3	1	0	8	1	0	2	11	19	2	0	.306	.259	0
2015	Joliet	.281	54	210	40	59	68	2	2	1	12	4	1	3	27	34	20	3	.369	.324	2
2016	Joliet	.260	90	366	61	95	123	10	0	6	35	6	4	6	33	46	28	7	.328	.336	3
<b>MINOR TOTALS</b>		.200	36	85	14	17	22	3	1	0	8	1	0	2	11	19	2	0	.306	.259	0

## WOODS, K.J. — Infielder

Bats: Left

Throws: Right

Born: July 9, 1995, Cleveland, Ohio

Height: 6-4

Weight: 255

Resides: Rock Hills, S.C.

Recommended/Signed By: Chris Lein (White Sox).

Sox Acquisition: Signed as a free agent, June 13, 2016.

**Minor League Highlights: 2016:** Combined to hit .207 (48-219) with seven doubles, one triple, eight home runs and 25 RBI over 64 games between Class A Jupiter and Class A Kannapolis ... was released by the Marlins on 6/11 and signed by the White Sox on 6/13 ... was on Kannapolis disabled list from 6/13-23 with a sprained right ankle ... was placed on the disabled list again on 8/9 with a fractured right finger, missing the rest of the season. **2015:** Played in 104 games at Class A Greensboro ... led the team in doubles (28), walks (45), on-base percentage (.364) and slugging percentage (.496) and ranked second in home runs (18) ... was named a South Atlantic League mid and postseason All-Star ... garnered Organizational All-Star honors by MiLB.com. **2014:** Split the season between the Gulf Coast League Marlins and Class A Batavia, combining to hit .230 (35-155) with seven doubles, one triple, two homers and 19 RBI. **2013:** Made his professional debut with the GCL Marlins ... was selected by Miami in the fourth round of the First-Year Player Draft.

**Miscellaneous/Personal:** is a 2013 graduate from Fort Mill (S.C.) High School ... was an Under Armour All-American in 2012.

YEAR	CLUB	AVG	G	AB	R	H	TB	2B	3B	HR	RBI	SH	SF	HB	BB	SO	SB	CS	OBP	SLG	E
2013	GCL Marlins	.201	43	144	15	29	36	4	0	1	6	0	1	6	17	53	3	1	.310	.250	8
2014	GCL Marlins	.240	15	50	5	12	16	1	0	1	9	0	0	4	20	0	1	.296	.320	0	
	Batavia	.219	29	105	8	23	34	6	1	1	10	0	2	2	8	33	2	1	.282	.324	1
2015	Greensboro	.277	104	383	53	106	190	28	1	18	58	0	2	9	45	133	1	3	.364	.496	10
2016	Jupiter	.155	24	84	6	13	20	1	0	2	7	0	0	2	8	34	0	0	.245	.238	1
	Kannapolis	.259	40	135	17	35	61	6	1	6	18	0	1	2	26	50	0	0	.384	.452	4
<b>MINOR TOTALS</b>		.225	255	901	104	218	357	46	3	29	108	0	6	21	108	323	6	6	.314	.347	24

# MINOR LEAGUE PLAYERS

## WRIGHT, BEN — Pitcher

**Bats:** Right      **Throws:** Right      **Born:** June 21, 1994, Ventura, Calif.  
**Height:** 6-1      **Weight:** 185      **Resides:** West Jordan, Utah

**Recommended/Signed By:** Mike Baker (White Sox).

**Sox Acquisition:** Selected in the 16th round, June 2016 First-Year Player Draft.

**Minor League Highlights: 2016:** Split the season between Advanced Rookie Great Falls and Class A Kannapolis, going 1-1 with a 4.99 ERA (17 ER/30.2 IP) ... did not allow a run from 6/17-7/10, tossing 11.1 scoreless IP and striking out 12 ... recorded his first save on 7/22 at Lakewood, tossing 2.0 scoreless IP.

**Miscellaneous/Personal:** Attended the University of Nevada-Las Vegas ... made 15 appearances and four starts, going 1-2 with a 3.83 ERA ... attended Colorado Northwestern Community College from 2013-2014 ... earned All-Region honorable mention as a sophomore ... recorded 59 strikeouts in 57.0 IP, which ranked second in the Scenic West Athletic Conference ... is a 2012 graduate of Copper Hills High School in West Jordan, Utah ... was a four-year letterwinner ... named to the All-State Second-Team as a junior and senior.

YEAR	CLUB	W-L	PCT	ERA	G	GS	CG	SHO	SV	IP	H	R	ER	HR	HB	BB-I	SO	WP	BK	AVG
2016	Great Falls	0-0	.000	0.00	5	0	0	0	0	7.1	2	0	0	0	0	1-0	10	0	0	.077
	Kannapolis	1-1	.500	4.99	17	0	0	0	3	30.2	37	19	17	1	6	6-1	22	2	0	.303
<b>MINOR TOTALS</b>		<b>1-1</b>	<b>.500</b>	<b>4.03</b>	<b>22</b>	<b>0</b>	<b>0</b>	<b>0</b>	<b>3</b>	<b>38.0</b>	<b>39</b>	<b>19</b>	<b>17</b>	<b>1</b>	<b>6</b>	<b>7-1</b>	<b>32</b>	<b>2</b>	<b>0</b>	<b>.264</b>

## ZANGARI, COREY — Infielder

**Bats:** Right      **Throws:** Right      **Born:** May 7, 1997, Midwest City, Okla.  
**Height:** 6-4      **Weight:** 240      **Resides:** Oklahoma City, Okla.

**Recommended/Signed By:** Clay Overcash (White Sox).

**Sox Acquisition:** Selected in the sixth round, June 2015 First-Year Player Draft.

**Minor League Highlights: 2016:** Combined to hit .209 (89-425) with 20 doubles, one triple, 15 home runs, 51 RBI and 53 runs scored in 110 games between Advanced Rookie Great Falls and Class A Kannapolis ... earned Pioneer League Player of the Week honors from 6/20-26 ... entered the season rated by *Baseball America* as the No. 10 Prospect in the White Sox organization. **2015:** Batted a combined .316 (67-212) with 15 doubles, six home runs and 41 RBI over 54 games between Arizona Rookie League White Sox and Great Falls ... led the Arizona League in RBI (40), ranked second in hits (63), tied for second in total bases (96), tied for fourth in home runs (6), ranked fifth in slugging percentage (.492), tied for fifth in extra-base hits (21) and ranked seventh in batting average (.323) ... was named to the AZL postseason All-Star team ... batted .333 (4-12) with a double and RBI in three AZL postseason games.

**Miscellaneous/Personal:** Is a 2015 graduate of Carl Albert High School in Midwest City, Okla. ... was named The Oklahoman All-State Baseball Player of the Year ... led Carl Albert to their fourth consecutive Class 5A State Championship ... was a 2014 Under Armour All-American.

YEAR	CLUB	AVG	G	AB	R	H	TB	2B	3B	HR	RBI	SH	SF	HB	BB	SO	SB	CS	OBP	SLG	E
2015	AZL White Sox	.323	48	195	29	63	96	13	1	6	*40	0	2	0	11	49	1	0	.356	.492	15
	Great Falls	.235	6	17	0	4	6	2	0	0	1	0	1	1	3	0	0	0	.381	.353	0
2016	Kannapolis	.166	57	223	22	37	70	9	0	8	24	1	0	4	20	106	0	2	.247	.314	12
	Great Falls	.257	53	202	31	52	86	11	1	7	27	1	0	1	21	70	2	2	.330	.426	14
<b>MINOR TOTALS</b>		<b>.245</b>	<b>164</b>	<b>637</b>	<b>82</b>	<b>156</b>	<b>258</b>	<b>35</b>	<b>2</b>	<b>21</b>	<b>92</b>	<b>2</b>	<b>3</b>	<b>6</b>	<b>55</b>	<b>228</b>	<b>3</b>	<b>4</b>	<b>.310</b>	<b>.405</b>	<b>41</b>

\*Led League

## ZAVALA, SEBY — Catcher

**Bats:** Right      **Throws:** Right      **Born:** August 28, 1993, Fort Hoot, Texas  
**Height:** 5-11      **Weight:** 185      **Resides:** Yorba Linda, Calif.

**Recommended/Signed By:** George Kachigian (White Sox).

**Sox Acquisition:** Selected in the 12th round, June 2015 First-Year Player Draft.

**Minor League Highlights: 2016:** Was named to the South Atlantic League midseason All-Star team ... batted over .300 in May (.307) and July (.308) ... entered the season rated by *Baseball America* as the Best Defensive Catcher in the White Sox system. **2015:** Led the Arizona Rookie League in extra-base hits (26), ranked second in doubles (17) and third in RBI (35) ... tied for seventh among White Sox organizational leaders in triples (5) ... led the AZL White Sox in doubles, ranked second in RBI and triples (5) and third in total bases (81), runs (33) and home runs (4) ... was named an AZL postseason All-Star ... went 4-11 (.364) with a double, RBI and two walks in three postseason games.

**Miscellaneous/Personal:** Attended San Diego State University ... was named the 2015 Mountain West Tournament Most Valuable Player and was a Second-Team All-West Region and All-Conference selection ... graduated in 2011 from Bishop Amat (Calif.) High School ... was a two-time All-Del Rey League selection.

YEAR	CLUB	AVG	G	AB	R	H	TB	2B	3B	HR	RBI	SH	SF	HB	BB	SO	SB	CS	OBP	SLG	E
2015	AZL White Sox	.326	35	129	33	42	81	17	5	4	35	0	1	2	15	27	2	0	.401	.628	4
2016	Kannapolis	.253	93	360	40	91	137	19	3	7	49	1	1	7	35	108	1	1	.330	.381	13
<b>MINOR TOTALS</b>		<b>.272</b>	<b>128</b>	<b>489</b>	<b>73</b>	<b>133</b>	<b>218</b>	<b>36</b>	<b>8</b>	<b>11</b>	<b>84</b>	<b>1</b>	<b>2</b>	<b>9</b>	<b>50</b>	<b>135</b>	<b>3</b>	<b>1</b>	<b>.349</b>	<b>.446</b>	<b>17</b>



# MEDIA

Manager Rick Rentera addresses the media at SoxFest 2017.

# BROADCASTING

## KEN "HAWK" HARRELSON

### TELEVISION PLAY-BY-PLAY



Ken Harrelson, the 1968 American League Player of the Year, a two-time Illinois Sportscaster of the Year and five-time Emmy Award winner, begins his 33rd season in the White Sox television booth and ninth with analyst Steve Stone ... agreed to a multiyear extension prior to the 2016 season ...

will work an 81-game schedule this season, including most of the White Sox road games, the home opener and two games vs. the Cubs at Guaranteed Rate Field ... has been a finalist for the 2007, 2014 and 2017 Ford Frick Awards, presented annually since 1978 for major contributions to baseball broadcasting ... the broadcast level at Guaranteed Rate Field was renamed the "Hawk Harrelson Broadcast Level" on 4/29/11 ... was honored with the 2010 Ring Lardner Award for Excellence in Sports Journalism in the broadcast category at the Union League Club in Chicago on 1/19/11 ... past recipients of the award include Bob Costas, Pat Foley, Greg Gumbel and Brent Musburger ... the White Sox celebrated "Hawk Harrelson Night" on 6/8/10, where he was saluted by a number of special guests in a pre-game ceremony ... the Hawk's exuberant home run call and colorful nicknames have become familiar to Sox fans ... received the Lifetime Achievement Award at the Comcast SportsNet Awards Dinner in February 2007, which benefited the March of Dimes ... also worked in the broadcast booth for the Sox from 1982-85 ... left the booth on 10/2/85 to become Sox executive vice president for baseball operations ... after serving as the club's general manager for one season, he resigned to resume his

broadcasting career ... served as play-by-play man for New York Yankees telecasts on SportsChannel New York in 1987-88 ... began his broadcasting career with Boston in 1975, where he worked until joining the White Sox in 1981 ... Harrelson played Major League Baseball for nine seasons, helping the Red Sox win the American League pennant in 1967 ... enjoyed his finest season with Boston in 1968, when he hit 35 home runs with a major-league leading 109 RBI ... hit 30 home runs when he split the 1969 season between the Red Sox and Cleveland ... also played with Washington and Kansas City during his career, which ended with a broken leg in 1970 ... is credited with bringing the batting glove to baseball ... played golf professionally for three and one-half years, qualifying for and playing in the 1972 British Open and winning some small tournaments, before beginning his broadcasting career with the Red Sox ... also competed on the Celebrity Golf Association and Celebrity Players tours, winning the Celebrity Golf Invitational in 1994 and the Dan Marino Charity Golf Invitational in 1999 when he beat Rick Rhoden in a playoff ... participated in the Michael Jordan/Ronald McDonald Children's Charities Celebrity Golf Classic ... Harrelson, who was an All-America basketball player in high school, has been heavily involved through the years in raising money for Chicago White Sox Charities, including hosting the annual Hawk Open charity golf outing ... Harrelson and his wife, Aris, has two children: daughter Krista and son Casey, and three grandchildren: Nico, Alexander and Hank Hawk ... his son Casey, who played in the White Sox minor-league system in 1999, is a professional golfer ... the family resides in Granger, Ind.

## STEVE STONE

### TELEVISION ANALYST



Steve Stone begins his 10th season as a White Sox broadcaster, his ninth in the television booth with Ken "Hawk" Harrelson and second with Jason Benetti ... agreed to a multiyear contract extension prior to the 2016 season ... was honored with the 2015 Ring Lardner Award for Excellence in Sports Journalism in the broadcast

category at the Union League Club in Chicago on 5/4/15 ... provided color commentary on the White Sox Radio Network during the 2008 season alongside Ed Farmer ... was a 2008 Ford Frick nominee ... substituted for television analyst Darrin Jackson on six broadcasts during the 2007 season ... spent 20 seasons (1983-2000 and 2003-04) in the Chicago Cubs broadcast booth working with Hall of Famer Harry Caray, and later, Caray's grandson, Chip ... left his television duties following

the 2001 season to serve as a competition consultant before returning for the 2003 season ... serves as a baseball analyst for Comcast SportsNet Chicago, appearing on a number of the network's shows ... called postseason games for TBS in 2007 and also worked select national games for ESPN from 2005-06 ... following his retirement in June 1982, was a member of ABC's "Monday Night Baseball" telecasts, working dual roles with the Cubs in 1983 ... pitched in MLB from 1971-1981 for San Francisco (1971-72), the White Sox (1973, 1977-78), Cubs (1974-76) and Baltimore (1979-1981), going 107-93 with a 3.96 ERA in 320 games ... won the 1980 American League Cy Young Award with the Orioles, going 25-7 with a 3.23 ERA and nine complete games ... posted a 27-24 record with the Sox ... was part of a 1973 trade that sent him to the Cubs and brought Ron Santo, his eventual broadcasting colleague with the Cubs, to the White Sox ... is a 1970 graduate of Kent State University ... resides in Scottsdale, Ariz.

### Hawk Harrelson's Familiar Catch Phrases

Ball four, base hit  
Be a two-strike hitter  
Cancel the postgame show  
Can-o-corn  
Catbird seat  
Chopper, two-hopper  
Cinch it up and hunker down  
Dreaded leadoff walk  
Duck snort

Ducks on the pond  
Gas, he gone!  
Get Foul  
Grab some bench  
Hang with 'em  
He got a cookie there  
Mercy!  
Pick to click  
Rack 'em up

Right size, wrong shape  
Stretch!  
Should be ... it is  
Sit back, relax and strap  
it down  
Stay Fair  
That ball hit deep  
You can put it on the board,  
YES!

**Nicknames**  
Lance "One Dog" Johnson  
Carlos "El Caballo" Lee  
"Black" Jack McDowell  
Frank "The Big Hurt" Thomas



## JASON BENETTI

### TELEVISION PLAY-BY-PLAY

Jason Benetti enters his second season as a member of the White Sox television broadcast team, joining Ken "Hawk" Harrelson and Steve Stone ... will call a majority of the White Sox home games at Guaranteed Rate Field in 2017 ... worked a total of 84 games as the White Sox play-by-play voice in 2016: 78 at U.S. Cellular Field (not including the home opener and two games vs. the Cubs), three at Miami and three at Toronto ... participated in a baseball experience for visually impaired students and visited patients at Ronald McDonald House during Sox Serve Week 2016 ... since 2011, has worked as a play-by-play announcer at ESPN for college baseball, basketball, football and lacrosse, as well as high school football ... called the New Orleans Bowl, Poinsettia Bowl, Military Bowl and Citrus Bowl (radio) as part of ESPN's 2016-17 bowl coverage ... also handled play-by-play for the first

ever college football game at Guaranteed Rate Field on 11/9/16 when Toledo defeated Northern Illinois, 31-24, in the "Huskie Chi-Town Showdown" ... prior to joining ESPN, was the play-by-play voice of the Syracuse Chiefs in the International League and worked for FOX Sports, Westwood One Radio and Time Warner Cable SportsChannel ... was born with cerebral palsy (CP) and is part of the Cerebral Palsy Foundation's 'Just Say Hi' campaign that launched in 2015 ... has presented to ESPN's ENABLED, the network's resource group that celebrates and addresses employee diversity, including people with disabilities ... is a 2005 graduate of Syracuse University with a bachelor's degree in broadcast journalism, economics and psychology ... worked as an adjunct professor at Syracuse's S.I. Newhouse School for Communications ... earned a juris doctor from Wake Forest University's School of Law in 2011 ... is a Chicago-area native, and graduate of Homewood-Flossmoor High School ... resides in Chicago.



## ED FARMER

### RADIO PLAY-BY-PLAY

Ed Farmer enters his 26th full season on the White Sox Radio Network and 12th handling play-by-play duties ... enters his ninth season working alongside Darrin Jackson in 2017, the team's second on WLS-AM 890 ... broadcasted two seasons with Chris Singleton (2006-07) and one with Steve Stone (2008) prior to Jackson ... teamed with John Rooney as the Sox color commentator for 14 seasons from 1992-2005 ... in 2004, Farmer and Rooney were named best radio team in the American League by *USAToday.com* ... substituted for Rooney on Sunday radio broadcasts in 1991 before taking over full-time color duties in 1992 ... was a feature reporter on FOX Sports Net's pre-game show from 1994-98 ... appeared on ESPN Radio 1000 during the 2002 offseason, conducting weekly interviews with former Notre Dame head football coach Tyrone Willingham ... served as special assistant to Ron Schueler in 1991 and provided baseball insight to the broadcasts ... also did limited radio work during Sox broadcasts in 1990 ... was a major-league scout with Baltimore from 1988-90 ... appeared before the U.S. House of Representatives in 1995 to testify about polycystic kidney disease, a disease that forced him

to undergo a kidney transplant in 1991 ... previously served on the board of directors of the Polycystic Kidney Disease Research Foundation ... played for Cleveland (1971-73), Detroit (1973), Philadelphia (1974), Baltimore (1977), Milwaukee (1978), Texas (1979), the White Sox (1979-81), Philadelphia again (1982-83) and Oakland (1983) during his 11-year major-league career ... compiled a 30-43 lifetime mark with 75 saves ... set a then Sox record for saves in a season with 30 in 1980 and ranks 10th in club history with 54 saves ... his 0.87 ERA in August 1979 remains the lowest mark for a month by any Sox pitcher since 1970 ... made the American League All-Star Team in 1980 and fired a perfect inning in the game ... a native of Chicago, Farmer graduated from St. Rita High School, where he starred in both baseball and basketball ... was inducted into the Chicagoland Sports Hall of Fame in 1997 and the Chicago Catholic League Hall of Fame in 1999 ... served several years as a panelist for *Golf Digest* magazine, evaluating the Top 100 golf courses in the United States ... is an avid fan of Notre Dame football ... emceed a luncheon for the Notre Dame-Michigan game in September 2010 ... worked with Illinois Secretary of State Jesse White on Illinois' organ donation program ... resides in Calabasas, Calif., with his wife, Barbara, and daughter, Shanda.



## DARRIN JACKSON

### RADIO ANALYST

Darrin Jackson is in his 18th season as a broadcaster for the White Sox and his ninth in the radio booth ... partners with play-by-play man Ed Farmer on the club's flagship station, WLS-AM 890 ... worked with Ken "Hawk" Harrelson in the television booth from 2000-08 to provide color commentary for Sox telecasts ... worked several FOX Saturday afternoon "Game of the Week" broadcasts in 2001 ... batted .257 with 80 home runs and 317 RBI over 960 career games with the Chicago Cubs (1985-89), San Diego (1989-92), Toronto (1993),

the New York Mets (1993), White Sox (1994, '99), Minnesota (1997) and Milwaukee (1997-98) ... played for the Seibu Lions in the Japanese Pacific League in 1995-96 ... batted a career-high .312 in 87 games with the Sox in 1994 ... missed six weeks of the 1993 season with hyperthyroidism ... played in a career-high 155 games with the Padres in 1992, hitting 17 home runs with 70 RBI while leading the majors with 18 outfield assists ... hit a career-high 21 home runs in 1991 ... appeared in 100 games for the Cubs in 1988 ... was drafted by the Cubs in the second round in 1981 ... married Robin ... has four children: Alexandre, Arianna, Aidan and Tatum.

# BROADCASTING

WRTO-AM 1200 will serve as the official Spanish-language radio home for White Sox baseball again in 2017. Univision Radio's "La Tremenda" previously served as the Sox Spanish radio home from 2005-11. WRTO-AM will broadcast 81 White Sox games during the season, including Opening Day on April 3 vs. Detroit and the Crosstown Cup series from 7/26-27 vs. the Cubs at Guaranteed Rate Field. For a full list of games being broadcast in Spanish on WRTO-AM, please see the 2017 White Sox broadcast schedule.



## HECTOR MOLINA

### SPANISH RADIO PLAY-BY-PLAY

Hector Molina, veteran Spanish radio play-by-play announcer, has broadcast games in Spanish for the White Sox, as well as the Chicago Bears and Chicago Bulls, in a career that spans nearly 30 years ... in 2005, Molina covered the Major League Baseball playoffs and White Sox World Series ... Molina also handled

play-by-play on Sox broadcasts from 1992-1999 alongside franchise legend Chico Carrasquel, who provided color analysis for games ... he began his career as morning DJ in his hometown of Barceloneta, Puerto Rico ... Molina graduated from the Interamerican University in Puerto Rico with a degree in sociology ... he is a Vietnam War veteran who served as a radio operator for an Army infantry unit during the war ... he and his wife, Enid, have three daughters, two sons and three grandchildren ... the family resides in Chicago.



## BILLY RUSSO

### SPANISH RADIO ANALYST

Billy Russo returns for his sixth season as White Sox Spanish radio color analyst ... a national baseball writer who has contributed to the Associated Press, Hoy (Chicago) and also serves on the White Sox media relations staff as Spanish Communications manager ... he previously

broadcasted games for the Venezuelan Professional Baseball League (LVBP) ... for the past six seasons, Russo has contributed to the team's Spanish website (orgullosox.com) and written a White Sox-focused Spanish blog (Medias Blancas Con Orgullo/White Sox with Pride) ... Russo, a native of Caracas, Venezuela, graduated from Universidad Santa Maria in Caracas with a degree in journalism ... he and his wife, Beatriz, reside in Chicago.

## Comcast SportsNet Chicago To Carry 106 White Sox Games in 2017

The 2017 baseball season marks the 13th for White Sox games on CSN Chicago, the 24-hour regional sports network serving Chicago-area sports fans. One-hundred six regular season games, featuring the announcing team of Ken "Hawk" Harrelson, Steve Stone and Jason Benetti, will be carried by CSN in 2017, all in HD (including nine spring telecasts in HD). In addition, the White Sox also will be televised by WGN (55 games) and FOX (one game). Please see the White Sox 2017 broadcast schedule for additional details and information.

Beginning this season, every White Sox telecast on CSN will also be live streamed to authenticated CSN subscribers on CSNChicago.com and via the NBC Sports app, which includes the network's pre/postgame coverage.

CSN's surrounding White Sox game coverage also includes "White Sox Pregame Live" and "White Sox Postgame Live" featuring host Chuck Garfien, along with analyst Bill Melton. CSN was launched on October 1, 2004 and currently delivers to more than 4.2 million homes in Illinois, Iowa, Indiana and Wisconsin. The network was formed and is jointly owned by Comcast/NBCUniversal and the Chicago Blackhawks (NHL), Chicago Bulls (NBA), Chicago Cubs (MLB) and White Sox (MLB).

CSN is located in high-definition on Comcast/Xfinity systems on channel 200 (channel 37 in standard-definition) in the Chicago DMA, along with being available on numerous other cable/satellite outlets including DIRECTV, DISH Network, AT&T U-verse, RCN and Wide Open West among others.

Featuring over 275 regular-season games for the White Sox, Cubs, Bulls and Blackhawks, CSN also provides pre/postgame coverage and the most comprehensive local and regional sports news available through its daily productions of "In the Loop," along with the hottest sports discussion show in town with "SportsTalk Live," a one-hour program featuring local Chicago baseball experts, along with special guests from the local and national media and entertainment industry. CSNChicago.com also provides White Sox fans with the very best online coverage in town, featuring its dedicated "WhiteSoxTalk" section highlighted by "Insider" Dan Hayes, along with Chuck Garfien's "Sox Drawer" blog. Fans can also follow CSN Chicago's White Sox content 24/7 on Twitter via @CSNWhiteSox.

UnivisionChicago.com

LISTEN TO THE PLAY BY PLAY ACTION OF THE  
WHITE

**SOX**

GAMES  
IN

**SPANISH**



**RADIO**  
**1200AM**

LO **MEJOR** DE LOS **WHITE SOX** EN



**C O N T A C T O** | **CHICAGO**  
**D E P O R T I V O**

COMPLETE WHITE SOX COVERAGE ON  
UNIVISION CHICAGO'S NEWS AT  
**5 & 10PM**

 **UNIVISION**  
CHICAGO

# GUARANTEED RATE FIELD

## OWNERSHIP AND OPERATIONS

Guaranteed Rate Field is owned by the Illinois Sports Facilities Authority and operated by the Chicago White Sox. Lou Bertucci is CEO, and ISFA consists of the following board members: Chairman Manuel Sanchez, Rosemarie Andolino, Jim Reynolds, Jeff Yordon, Richard Price, Norm Bobins and Timothy Rand.

## FACTS AND FIGURES

- Renovation Architects: HKS, Inc., Dallas, Texas
- Renovation Construction: Turner Construction, Chicago
- Architects: Hellmuth, Obata and Kassabaum, Sports Facility Group, Kansas City, Mo.
- Construction: Gust K. Newberg, Chicago
- Engineers: Flack & Kurtz, Chicago
- Total Construction Cost: \$137 million
- Total Renovation Cost (to date): approximately \$90 million
- Old Height: 146 feet from the roof peak to the playing field
- New Height: 130
- Outfield wall is eight feet high
- Guaranteed Rate Field was the first new sports facility built in Chicago since Chicago Stadium opened in 1929
- Guaranteed Rate Field was the first new baseball-only stadium since Kansas City Stadium opened in 1972 (since 1991, 15 other stadiums have opened)
- Groundbreaking occurred on May 7, 1989; park officially opened on April 18, 1991
- 53 companies were represented in work on the park, which included 400,000 man hours (average of 200 men per day)
- Approximately 100,000 cubic yards of concrete used in the building process
- Site of concerts by The Rolling Stones (2003), Bruce Springsteen (2004) and Chance the Rapper (2016).
- Has been used in the motion pictures, "Little Big League," "Major League II" and "My Best Friend's Wedding."
- Commercials for the PGA Tour, Nike, Reebok and Boys & Girls Club have been filmed at the park
- The first-ever football game, The Chi-Town Showdown, was held on November 9, 2016 when the Northern Illinois University Huskies hosted the Toledo Rockets in MAC action.

## ABOUT THE BALLPARK

### Guaranteed Rate Field contains:

- 1,300,000 square feet of pre-poured forms
- 52,000 tons of rebar steel, 1,000 doors and frames and 76 air-handling units
- 350 louvers creating the circulation of outside air
- 12 escalators and 15 elevators
- Two blue seats to commemorate home runs by Paul Konerko and Scott Podsednik in Game 2 of the 2005 World Series
- Three garbage compactors handling 54 cubic yards of garbage per game day
- 40 public restrooms
- An exploding scoreboard that is loaded manually but is set off by computers
- A center field video board, 134 feet wide and 60 feet high, and new video boards in left and right field
- Stadium lights which have 704 fixtures holding 1,500-watt halogen bulbs
- Five levels (main, club, two suites, upper level, the Patio/Bullpen Bar)
- More than 300 wheelchair-accessible seats
- A main concourse 40 feet wide
- A 100-seat press box featuring 32 plasma TVs and wireless and hard-wire internet access.
- A service tunnel 24 feet high by an average 16 feet wide.
- A playing field made up of bluegrass sod with three different blends of grass.

- A base of the field which is made up of four inches each of drainage tile, pea gravel and sand.
- An infield consisting of dirt transported from the original park.
- A patio area for pre-game parties.
- A shower from old Comiskey Park and rain rooms on the right-field concourse and the 500-level to keep fans cool.
- A two-tiered Bullpen Sports Bar located under the right-field bleachers.
- A two-tiered Stadium Club, with dining level seating 385 and bar level seating 250.
- The Magellan Scout Seat area behind home plate where fans sit in the best seats in the park, just feet from the action, with a lounge/restaurant area that features Sox memorabilia.
- A premium seating area and restaurant on the 200-level behind home plate named "The Guaranteed Rate Club".
- A restaurant near Gate 5, ChiSox Bar & Grill, operated by the Gibsons restaurant group.
- A merchandise store, Chicago Sports Depot, located at Gate 5.
- Social media lounges located near sections 155 and 524.

## CONCOURSE ATTRACTIONS

- Concession stands feature different ethnic food groups, vegetarian and gluten free options.
- Two-tiered Fan Deck offering a unique view from above center field.
- XFINITY FUNDAMENTALS skills area in left field where kids can learn baseball skills.
- White Sox Gift Shops and ATMs located behind home plate on the 100 and 500 levels.
- The Dugout Shop, presented by Nike, features White Sox Nike merchandise and is located near section 121.
- #SoxSocial Lounge, located on the 100 level, features multiple televisions, many streaming White Sox social media content and several phone charging stations.
- Xfinity Zone restaurant and bar located in section 110.
- The Beggars Pizza Pub located on the main concourse in left-center field near section 153.

## GUARANTEED RATE FIELD

- Guaranteed Rate, a Chicago-based national mortgage lender, and the White Sox signed a 13-year naming rights agreement for the team's home ballpark in Chicago, which became Guaranteed Rate Field beginning November 1, 2016. Financial terms of the deal were not disclosed. The White Sox retain an option under the team's lease for the ballpark, which if exercised, could extend this naming rights deal an additional year through 2030. The White Sox played at New Comiskey Park from 1991-2002 before a naming rights agreement changed the ballpark's name to U.S. Cellular Field from 2003-2016.

## BALLPARK RENOVATIONS

Since 2001, a combination of the Chicago White Sox, naming rights sponsors and the Illinois Sports Facilities Authority have worked together to pursue fan-focused renovations and improvements designed to enhance the fan experience at Guaranteed Rate Field. A breakdown of the key renovations since 2001:

### 2001

- Nearly 2,000 seats added along the foul lines in front of existing seating.
- Bullpens relocated to allow fans to see pitchers warming up; former bullpens filled with new seats.
- Two-tiered terrace seating area outside Bullpen Sports Bar.
- Outfield seating area extended to the fence.
- Outfield dimensions changed to 330 (LF), 377 (LCF), 400 (CF), 372 (RCF) and 335 feet (RF).



# GUARANTEED RATE FIELD

## 2002

- Vertical screen installed behind home plate.
- Multi-tiered batter's eye built in center field.
- Main concourse upgraded with brick façade, stainless steel counter tops and decorative lighting.
- Club level concourse enclosed and carpeted with heat/air conditioning and comfortable seating areas throughout.

## 2003

- Two 300-foot-long, five-foot-high video LED "ribbon" boards added along the upper deck façade.
- Design upgrades consistent with the lower deck finished on outfield and upper deck concourses.
- Fan Deck, featuring food and beverage service in an elevated patio-like atmosphere, built on center field concourse.
- Outfield steel framework and underside of canopy roof painted dark gray; concrete in seating areas and on pedestrian ramps stained gray.

## 2004

- Eight rows and 6,600 seats removed from the top of the ballpark's upper deck.
- Sloped canopy-style roof replaced by a flat roof.
- Upper concourse enclosed by a translucent wall and upgraded to be consistent with other concourses.
- Tiered seating levels added to the Fan Deck.
- Outdoor balcony added to the Lower Terrace Suite.

## 2005

- Fundamentals skills area relocated to left field; the 16,000-square-foot skills instruction area features a youth-sized diamond for clinics, batting and pitching cages, "swing" boxes and areas for baserunning and skills instruction.
- Addition of the Scout seating area behind home plate, offering ticket holders behind-the-scenes access to the park and world-class amenities for one all-inclusive price.

## 2006

- Installation of green seats to replace existing blue seats. The upper deck and Club Levels, in addition to the bleachers, Scout Seats and some seating between the bases in the lower deck were installed by Opening Day 2006. The rest of the seats were replaced by Opening Day 2007.
- Completion of the Scout Seat Lounge, a full-service bar and restaurant in the Scout Seat area.

## 2007

- Construction of a premium seating area and full-service restaurant, named the Home Plate Club (capacity 200), located directly behind home plate on the 200 level of the ballpark.
- Relocation of the writing portion of the press box to the 400 level of the ballpark. The state-of-the-art facility features 32 flat-screen televisions, wireless and hard-wire internet access and seating for 100 working members of the media.

## 2008

- Installation of Champions Plaza outside the Gate 4 main entrance, featuring a franchise timeline with organizational highlights and comprised of "legacy bricks" with fan inscriptions. At the center stands a white bronze and black granite sculpture celebrating the 2005 World Series Championship. The Plaza was unveiled on April 11, 2008.
- Complete renovation of The Stadium Club, with new carpeting, paint, restrooms and wall covering. The multi-level Stadium Club (capacity 750) features daily selections of fresh fish, seasonal salads, antipasta station and prime carved meats with a casual bar in the upper level.

## 2009

- Capital repair and maintenance project at Gate 5 to improve entering and exiting the ballpark for fans. The project, which was undertaken by the Illinois Sports Facilities Authority, includes demolishing the eastern-most portion of the Gate 5 pedestrian ramp, removal of the top two levels of the eastern-most foot bridge across 35th street, reducing the bridge to one level and installing escalators and elevators within a new, weather-protected enclosure at Gate 5

## 2011

- Installed a restaurant at Gate 5 of U.S. Cellular Field. Chi-Sox Bar&Grill (operated by the Gibsons restaurant group) is open before, during and after all White Sox home games. The restaurant includes an innovative sound system, 64 flat screen televisions and a menu that includes burgers, ribs, pulled pork and beef brisket.
- Opened the Chicago Sports Depot, a merchandise store located at Gate 5 of U.S. Cellular Field. Owned by the White Sox and operated by Delaware North Companies Sportservice, the Chicago Sports Depot offers nearly 12,000 square feet of sales space and includes White Sox, Bears, Blackhawks, Bulls, Cubs and collegiate merchandise.

## 2012

- Created the Miller Lite Party Porch by upgrading the two-tiered terrace seating area outside the Bullpen Sports Bar with the installation of 4-Toppo premium seats and tables (25 tables and 100 seats outdoors).
- Upgraded the Scout Seat area behind home plate and the Scout Lounge with the inclusion of new presenting sponsor Magellan Corporation.

## 2013

- Opened the "#SoxSocial Lounge," a social media lounge for fans at U.S. Cellular Field and the very first of its kind in Major League Baseball. Located behind section 154, the lounge features multiple televisions, some streaming White Sox social media content, while others display the game telecast. Fans have the chance to see their tweets or Instagram posts scrolling across the large TVs when they use the hashtag #SoxSocial. The Lounge also has universal charging stations to charge your cell phone, smartphone or tablets, and a lounge atmosphere for fans to sit and relax.

## 2014

- Created the XFINITY Zone, located on the 100 level of the ballpark outside section 112. Fans can enjoy food and beverages, as well as watch games on the big screen.
- A second #SoxSocial Lounge is opened on the 500 Level.

## 2015

- Renovated and expanded the home clubhouse with a complete makeover of the entire space. Updates included doubling the size of the White Sox weight room.

## 2016

- Installation of three new video boards in the outfield, including a center field board that measures more than 8,000 square feet and is one of the largest in baseball. The boards in left and right measure 2,300-plus square feet.
- Created The Beggars Pizza Pub, with a wood-fired oven, on the main concourse in left center field.
- XFINITY Fundamentals features a "garage area," where fans can watch the game and check out new XI products.

## 2017

- Created "Suite 134," a 25-person suite and party area behind home plate on the main concourse of Guaranteed Rate Field, which is available for rent on a per game basis.

# GUARANTEED RATE FIELD

## CONFERENCE AND LEARNING CENTER

Since its opening in 2001, the Conference & Learning Center at Guaranteed Rate Field has been the site of hundreds of conferences and seminars, while also serving as a meeting location for civic and charity functions, and as the site for all White Sox press conferences and media events.

The facility, a joint partnership between Illinois Sports Facilities Authority and the White Sox, was designed by Campbell Tiu Campbell, Inc. and built by the joint venture of Walsh/Riteway. Audio/visual consultation and implementation was handled by Swiderski Electronics, Inc.

The CLC, which features the latest in communication and presentation technology, offers users full-service catering by Levy Restaurants and on-site parking. It is available year-round for half- and full-day rentals. In addition to Chicago Public School programs, the center is available for use by local non-profit organizations, businesses and community groups. Non-profit, civic and municipal organizations can use the CLC for reduced or no cost.



Beyond the entertainment provided by baseball's on-the-field activities, the facility allows ISFA and the Chicago White Sox to offer students unique educational opportunities that will allow them to benefit from the experience and knowledge of the organization, its staff and its supporters.

The CLC features a large amphitheater-style auditorium with a seating capacity of 130 and a meeting room that seats 60. The large auditorium features individual consoles at each seat, providing direct audio and data connections, an advanced overhead document display system and computer signal inputs for projection or plasma display.

## CHAMPIONS PLAZA AND CHAMPIONSHIP MOMENTS

"Champions Plaza" and "Championship Moments" monument is a diamond-shaped plaza featuring a prominent bronze and granite monument celebrating the White Sox 2005 World Series championship.

The brick plaza, located at U.S. Cellular Field's main entrance, was unveiled during the 2008 season and is comprised of "legacy bricks" inscribed with personal messages from fans and features a historic timeline highlighting franchise milestones.

The large monument is made of a combination of white bronze and black granite and was designed by the same studio (The Fine Art Studio of Rotblatt-Amrany) that developed the popular sculptures of Charles Comiskey, Minnie Minoso, Carlton Fisk, Luis Aparicio, Nellie Fox, Billy Pierce, Harold Baines, Frank Thomas and Paul Konerko, which are located on the outfield concourse at U.S. Cellular Field.

As part of the 10-year anniversary of the 2005 World Series title, White Sox fans were again given the opportunity to purchase bricks on the plaza in support of Chicago White Sox Charities. Those bricks were installed in spring 2015.



# GUARANTEED RATE FIELD

## WHITE SOX SCULPTURES

Paul Konerko became the ninth White Sox great immortalized in bronze at U.S. Cellular Field on September 27, 2014. Konerko retired following the 2014 campaign after an 18-year career (16 with the Sox). He is the White Sox all-time leader in total bases (4,010) and ranks second in homers (432), RBI (1,383) and games (2,268). Konerko, the White Sox captain from 2006-14, was a six-time All-Star and led the Sox to the 2005 World Series title. The "Paulie" sculpture joined those of club founder Charles Comiskey (2004), outfielder Minnie Minoso (2004), catcher Carlton Fisk (2005), the double-play combination of Luis Aparicio and Nellie Fox (2006), pitcher Billy Pierce (2007), catcher/designated hitter Harold Baines (2008) and Frank Thomas (2011).



Paul Konerko — 2014



Frank Thomas — 2011



Harold Baines — 2008



Billy Pierce — 2007



Luis Aparicio and Nellie Fox — 2006



Carlton Fisk — 2005



Minnie Minoso — 2004



Chuck Comiskey and Jerry Reinsdorf with sculpture of Charles Comiskey — 2004

FRONT OFFICE

FIELD STAFF

PLAYERS

OPPONENTS

2018 REVIEW

HISTORY

RECORDS

MINOR LEAGUES

MEDIA/MISC.

# GUARANTEED RATE FIELD

## GAME-ENDING HOME RUNS (53)

Date	Player	Opp.	Pitcher	Inn.	RBI	Final
5/77/91	Sosa	Mil.	Lee	12	1	2-1
7/20/91	Ventura	Mil.	Plesac	10	1	7-6
7/31/91	Ventura	Tex.	Gossage	9	4	10-8
6/3/95	Martinez	Det.	Boever	9	4	10-6
4/11/96	Mouton	Tex.	Henneman	11	3	8-5
5/11/96	Baines	NYG	Wetteland	9	2	7-5
8/9/96	Ventura	Bal.	Myers	10	1	4-3
8/12/96	Baines	NYG	Wetteland	10	1	3-2
6/10/98	Ventura	STL	Lowe	11	2	10-8
7/14/98	Thomas	Min.	Aguilera	9	3	8-5
7/17/98	Ventura	Cle.	Shuey	9	1	4-3
8/8/98-2	Cameron	Ana.	Hasegawa	9	1	4-3
5/13/00	Abbott	Min.	Wells	9	2	4-3
4/25/01	Konerko	Oak.	Bradford	11	1	2-1
5/11/01	Valentin	Tex.	Venafro	10	1	6-5
6/3/01	Konerko	Det.	Anderson	10	3	9-6
6/8/01	Lee	Cubs	Duncan	10	4	7-3
8/27/02	Crede	Tor.	Heredia	10	4	8-4
5/25/03	Crede	Det.	Sparks	12	3	8-5
6/27/03	Valentin	Cubs	Alfonseca	9	1	4-3
7/2/03	Thomas	Min.	Guardado	12	2	8-6
8/18/03	Thomas	Ana.	Washburn	9	2	4-2
9/22/03	Ordonez	NYG	Weaver	10	3	6-3
4/15/04	Ordonez	K.C.	Carrasco	10	1	6-5
6/22/04	Valentin	Cle.	Jimenez	10	2	11-9
7/24/04	Crede	Det.	Urbina	9	1	7-6
9/23/04	Crede	K.C.	Afeldt	9	2	7-6
5/31/05	Dye	LAA	Donnelly	9	1	5-4
6/18/05	Pierzynski	LAD	Brazoban	9	2	5-3
9/20/05	Crede	Cle.	Riske	10	1	7-6
9/8/06	Pierzynski	Cle.	Mastny	9	2	7-6
8/8/07	Uribe	Cle.	Fultz	13	2	6-4
9/16/07	Thome*	LAA	Moseley	9	2	9-7
5/25/08	Quentin	LAA	Lackey	9	1	3-2
6/4/08	Konerko	K.C.	Gobble	15	2	6-4
7/2-2/08	Pierzynski	Cle.	Kobayashi	10	1	6-5
8/5/08	Swisher	Det.	Zumaya	14	3	10-8
9/6/08	Thome	LAA	Speier	15	1	7-6
4/23/10	Jones	Sea.	Lowe	9	1	7-6
4/24/10	Rios	Sea.	Aardsma	9	1	5-4
4/12/11	Ramirez	Oak.	Cramer	10	1	6-5
9/10/11	Rios	Cle.	Perez	10	4	7-3
8/3/12	Rios	LAA	D. Carpenter	10	2	8-6
8/10/12	Jor. Danks	Oak.	Neshek	9	1	4-3
4/7/13	Viciedo	Sea.	Loe	10	1	4-3
7/4/13	Dunn	Bal.	Hunter	9	1	3-2
4/13/14	Ramirez	Cle.	Axford	9	2	4-3
4/25/14	Abreu	T.B.	Balfour	9	4	9-6
5/23/14	Dunn	NYG	Robertson	9	2	6-5
9/8/14	Flowers	Oak.	Chave	12	1	5-4
9/13-2/14	Viciedo	Min.	Perkins	9	2	7-6
6/21/15	Beckham	Tex.	Claudio	11	1	3-2
7/8/15	Eaton	Tor.	Osuna	11	1	7-6

\*500th career home run

## POSTPONEMENTS (47)

Date	Opponent	Reason
Oct. 2, 1991	Minnesota	Rain
April 14, 1993	Minnesota	Rain
Sept. 25, 1993	Texas	Rain
May 23, 1995	Texas	Rain
April 26, 1996	Seattle	Cold
June 1, 1996	Detroit	Rain
April 8, 1997	Toronto	Cold
May 2, 1997	Anaheim	Rain
May 7, 1997	Seattle	Rain
Aug. 16, 1997	Seattle	Rain
April 8, 1998	Texas	Rain
Aug. 7, 1998	Anaheim	Rain
April 22, 1999	Seattle	Rain
April 27, 1999	Tampa Bay	Rain
May 12, 1999	Texas	Rain
May 21, 1999	New York-AL	Rain
Sept. 29, 1999	Boston	Rain
April 17, 2000	Seattle	Cold
May 31, 2001	Detroit	Rain
April 30, 2004	Toronto	Rain
May 12, 2004	Baltimore	Rain
June 10, 2004	Philadelphia	Rain
May 11, 2006	Los Angeles-AL	Rain
April 6, 2007	Minnesota	Cold
April 26, 2007	Detroit	Rain
May 15, 2007	New York-AL	Rain
May 26, 2007	Tampa Bay	Rain
Aug. 23, 2007	Boston	Rain
April 10, 2008	Minnesota	Cold
April 25, 2008	Baltimore	Rain
Sept. 8, 2008	Toronto	Rain
Sept. 12, 2008	Detroit	Rain
Sept. 13, 2008	Detroit	Rain
April 6, 2009	Kansas City	Snow
April 27, 2009	Detroit	Rain
April 10, 2012	Cleveland	Rain
Sept. 13, 2012	Detroit	Rain
April 19, 2013	Minnesota	Cold
April 23, 2013	Cleveland	Rain
May 28, 2013	Chicago-NL	Rain
June 12, 2013	Toronto	Weather Forecast
June 10, 2014	Detroit	Rain
June 30, 2014	Los Angeles-AL	Rain
Sept. 12, 2014	Minnesota	Rain
April 25, 2015	Kansas City	Rain
May 8, 2015	Cincinnati	Rain
April 10, 2016	Cleveland	Rain



# OLD COMISKEY PARK



The first All-Star Game was held at old Comiskey Park in 1933.



Sonny Liston (white trunks) knocked out Floyd Patterson on September 25, 1962 to win the World Heavyweight Championship.



The Sox and St. Louis Browns played the first night game on August 14, 1939 before a crowd of 32,000.



Mickey Mantle at the plate during the White Sox-Yankees game on August 23, 1959.



The home clubhouse in the mid 1960's.



A view from the upper deck.



The center field shower was a popular attraction.



The Beatles (above and below) played before a standing-room only crowd in 1965.



A view of the center field scoreboard during the White Sox-Yankees game on August 25, 1959.

FRONT OFFICE

FIELD STAFF

PLAYERS

OPPONENTS

2018 REVIEW

HISTORY

RECORDS

MINOR LEAGUES

MEDIA/MISC.

# CAMELBACK RANCH-LENDALE

## CAMELBACK RANCH-LENDALE

Chicago White Sox	Camelback Ranch
10710 West Camelback Road	Phoenix, AZ 85037
General Offices.....	623-302-5200
Media Relations.....	623-302-5303/5306
Fax.....	623-302-5305
Ticket Office.....	480-784-4444

## SPRING CHRONOLOGY (1960-PRESENT)

Sarasota, Fla. ....	1960-1997
Tucson, Ariz. ....	1998-2008
Glendale, Ariz. ....	2009-current

## CR-G FACTS AND FIGURES

A baseball oasis, Sonoran desert-inspired Camelback Ranch-Glendale (CR-G) offers the Dodgers and White Sox a state-of-the-art training environment. The one-of-a-kind site features unique grounds that include picturesque walking trails and immaculate landscaping. The teams' training grounds are separated by a flowing water feature that cuts across a five-acre lake.

### Awards

- 2013 *Phoenix New Times*' Best of 2013. Best Place To See A Spring Training Game.
- *Athletic Business Magazine* 2010 Facility of Merit Award in the "Pro Facilities" category.
- 2010 WESTMARC Best of the West Award in "Attractions, Entertainment & Destinations" category.
- 2009 BallparkDigest.com Editor's Choice Award.
- 2009 *Phoenix New Times*' Best of 2009.

### Attendance

- Largest crowd: 13,721, March 23, 2013, White Sox vs. Los Angeles Dodgers.

### Firsts

- First game: White Sox vs. Dodgers, March 1, 2009.
- First pitch: Hiroki Kuroda, Dodgers, March 1, 2009.
- First hit: Jayson Nix, White Sox, double, second inning, March 1, 2009.
- First home run: Gordon Beckham, White Sox, ninth inning, March 1, 2009.

### Campus

- The Dodgers, White Sox and City of Glendale partnered to develop the distinctive complex that covers 141 acres, making CR-G the largest campus in the Cactus League.
- CR-G rests on land owned by the City of Glendale but within City of Phoenix limits. Glendale originally purchased the land to protect Glendale Municipal Airport from encroachment.
- The five-acre water feature (connected lake, river and pond) divides the campus into east (Dodgers) and west (White Sox) and provides irrigation for fields and landscaping plus aesthetic enhancement. It utilizes reclaimed water from the City of Glendale water treatment plant. The water system is "green." Its run-off returns to the natural water table under the dry bed of the Aqua Fria River to the west.
- Over 40,000 tons of sand, close to 10,000 tons of infield clay, more than 1,100 irrigation heads and 1.3 million square feet of Bermuda sod were used to build the stadium playing field, 12 practice diamonds and three practice infields.
- An orange grove, a touch of Dodgertown, southern California and Arizona, is located beyond the left-field wall of replica Dodger Stadium. Grapefruit and lemon trees also adorn the campus.
- Landscaping includes approximately 5,000 plants/trees.



CR-Glendale, the state-of-the-art spring training facility shared by the White Sox and Dodgers, opened in 2009.

- Site work (mass excavation) began November 5, 2007. Building construction started in April, 2008. The complex was completed in approximately 13 months. More than 5,000 workers contributed to the effort. Local workers comprised 95-98 percent of the work force.

### Stadium

- The stadium offers more than 10,300 fixed seats and grass seating for over 3,000 fans. There also are 4 large suites, 8 standard suites, 1 press box, 1 suite-level Legends Deck, and an outfield All-You-Can-Eat area that sits perched above the Dodgers bullpen.
- Architects (HKS, Dallas) designed CR-G with sweeps and angles to avoid a big-box look. Natural materials — real stone veneer, architectural metal panels ("rusty panels" or aged CORE 10) and three-tone faux painting — were used for external finishes to blend into the desert surroundings. Caramel-colored stadium seats and stone retaining walls further the natural look. The Gabion retaining walls of stone entrapped in wire mesh required five to 10 trucks per day to haul rock onto the site for months to provide material to build the walls.
- Most fans enter CR-G's stadium through the main gates in center field after walking through campus from the parking lots.
- Hitters' background in CF is framed by Afghan pine trees.
- The stadium playing field is 12 feet below grade, stadium seating is elevated 12 feet above grade and the surrounding stadium buildings are elevated around the main field for unobstructed views.
- Prior to the 2012 season, a shading project was completed that added an additional 800 shaded seats to the stadium.
- Prior to the 2015 season, the following improvements/additions were made: construction of the 5500-square-foot Four Peaks Patio down the first-base line, which includes a 360-degree bar, 3500 square feet of shade and food items; expanded center-field courtyard interactive zone with kid and family-friendly attractions; and retired White Sox & Dodgers numbers put on display in the stadium bullpens.

### Team Facilities

- The Dodgers separate their major and minor leaguers in two buildings beyond the stadium's LF wall; one building beyond the RF wall combines Sox major and minor leaguers.
- The baseball buildings contain more than 118,000 square feet of major and minor league clubhouse space.
- Two of the 12 practice fields (four major league, eight minor league) replicate the Dodger and White Sox home ballparks with exact dimensions of Dodger Stadium and Guaranteed Rate Field, respectively. Three additional infields also were created.

# CAMELBACK RANCH-GLENDALE

FRONT OFFICE

FIELD STAFF

PLAYERS

OPPONENTS

2016 REVIEW

HISTORY

RECORDS

MINOR LEAGUES

MEDIA/MISC.



A then Cactus League record 13,721 fans turned out for the White Sox-Dodgers game on March 23, 2013.



A view of the ballpark from right field.



A night game at CR-G.



A lake bisects the White Sox and Dodgers complexes.



A bridge and waterfall greet fans on approach to the park.



Will Ferrell took the field for the White Sox in a spring training game on March 12, 2015 vs. San Francisco, striking out on six pitches.



Landscaping enhances the campus feel of CR-G.

# WHITE SOX IN THE COMMUNITY

## WHITE SOX VOLUNTEER CORPS

The White Sox established the first-of-its-kind Volunteer Corps in 2009. The concept behind the Volunteer Corps is to serve the Chicagoland area through community service projects by mobilizing fans, players and team personnel to take part and participate in these events. Since the program's inception, more than 9,400 fans, players, coaches and club executives have taken part in a service project, helping Chicagoans in need.

The Volunteer Corps has logged more than 41,000 hours of service and provided nearly \$906,000 in labor (based on U.S. Department of Labor calculations).

Each year, members of the White Sox Volunteer Corps participate in a variety of service-focused events. From the renovation of local schools, to the construction of a new playground, to updating the Park District baseball fields near Guaranteed Rate Field, the members of the Volunteer Corps continuously lend a hand throughout the local community.

In September of 2012, the White Sox Volunteer Corps program was honored as a recipient of the Robert Wood

Johnson Foundation's Steve Patterson Award for Excellence in Sports Philanthropy. The award celebrates and promotes those in sports who are improving the lives of others by leveraging the unique influence of sports. It was the second national award bestowed on the program, as the Corps also was recognized with the 2011 Commissioner's Award for Philanthropic Excellence, which was created to recognize outstanding community efforts by a Major League Baseball club.



## WHITE SOX CHARITIES GRANT RECIPIENTS

Chicago White Sox Charities (CWSC) has donated more than \$14.5 million to Chicagoland organizations over the past seven years, moving the team's not-for-profit arm beyond \$25 million in cumulative giving since its inception. In 2016, CWSC awarded nearly \$2 million in grants and other donations.

Donations in 2016 included \$787,000 in grants to 29 Chicagoland non-profit organizations through the White Sox Community Fund, a McCormick Foundation Fund. In addition, CWSC awarded grants totaling \$359,500 to 12 agencies, providing services throughout the community. The Chicago White Sox Community Fund is supported through a major grant from CWSC and matching funds provided by the Robert R. McCormick Foundation.

White Sox Charities also made donations totaling more than \$860,000 to support White Sox urban youth baseball initiatives – including the Amateur City Elite (ACE) and RBI programs – and to fund non-profit organizations, such

as Chicago Cares, Chicago Police Memorial Foundation and the Jackie Robinson Foundation.

Organizations receiving grants in 2016 were recognized during a special on-field ceremony prior in June. Past grant ceremonies have included White Sox chairman Jerry Reinsdorf, senior vice president and general manager Rick Hahn, White Sox Charities president Scott Reifert, White Sox Charities executive director Christine O'Reilly-Riordan, ambassador Harold Baines and Robert R. McCormick Foundation senior vice president of philanthropy Don Cooke.





# WHITE SOX IN THE COMMUNITY

## RONALD McDONALD HOUSE

The Chicago White Sox officially formed a partnership with Ronald McDonald House in 2013, after many years of joint programming and support from the team.

Chicago White Sox Charities made a donation to the Ronald McDonald House near Ann & Robert H. Lurie Children's Hospital, and the partnership was celebrated with the dedication of the White Sox Family Field rooftop, a small-scale replica of U.S. Cellular Field on the roof of the facility in downtown Chicago.

Members of the White Sox organization, including chairman Jerry Reinsdorf, attended the dedication ceremony. In addition to the ribbon cutting, Sale threw the opening pitch to a four-year-old former Ronald McDonald House resident to christen White Sox Family Field. Once the opening ceremony was finished, Sox players spent the afternoon with children and families. Players toured the facility, while signing autographs.

Ronald McDonald House allows children who are receiving treatment to stay in a home-like atmosphere with their families. In addition to a dedicated bed and bathroom for each family, the Ronald McDonald House also features a community kitchen, family room, playroom and freshly prepared meals.

The White Sox Family Field rooftop at the Ronald McDonald House near Lurie provides a special play

space for children who are staying there. The field also serves as an outlet for those to escape from the realities of life and enjoy playing baseball.

The Ronald McDonald House near Lurie is one of the largest locations in the world and one of five in the Chicagoland area. The House, which opened in June 2012, features 86 guest rooms, dedicated to assisting families of hospitalized children.

The ongoing relationship between the White Sox and Ronald McDonald House includes additional events, such as hosting families at U.S. Cellular Field, along with special player visits to the House and front office personnel preparing meal for guests at various Ronald McDonald House locations. Front office personnel also made ornaments and decorated a White Sox-themed Christmas tree at this location over the past three years.

As part of its annual Sox Serve Week in 2016, Jose Abreu and broadcaster Jason Benetti brought the ballpark atmosphere and a Home Run Derby to the Ronald McDonald House. In 2013 and 2014, CWSC and the White Sox Wives hosted a variety show called "Wild Pitches." White Sox players such as Nate Jones and Paul Konerko participated both years, along with their significant others and teammates. Proceeds from the event benefited CWSC and its support of Ronald McDonald House Charities of Chicagoland and North-west Indiana.

## CHILDREN'S HOSPITALS

The Chicago White Sox and White Sox Charities regularly visit, work alongside and donate to two of the largest children's hospitals in the city. White Sox Charities donated over \$1 million to the Ann & Robert H. Lurie Children's Hospital, the same facility where manager Rick Renteria and select players visited in January 2016.

White Sox personnel, including 2005 World Series MVP Jermaine Dye, also have made numerous visits to Comer Children's Hospital at the University of Chicago. In 2016, the organization brought the ballpark atmosphere to the hospital for White Sox Day as part of Childhood Cancer Awareness Month. White Sox infielder Tyler Saladino joined patients to deliver White Sox gifts and create art projects.



FRONT OFFICE

FIELD STAFF

PLAYERS

OPPONENTS

2016 REVIEW

HISTORY

RECORDS

MINOR LEAGUES

MEDIA/MISC.

# WHITE SOX ETHNIC INITIATIVES

## ETHNIC COMMUNITY OUTREACH

The White Sox have a long, distinguished history of being one of the most active teams in Major League Baseball in both community outreach and partnership with the African-American and Latino communities. In 2016 alone, the White Sox spent more than 135 hours at various community events to engage with these multicultural communities.

This includes White Sox participation in community events, such as: El Día del Niño, presented by the National Museum of Mexican Art; Fiesta Back of the Yards, presented by the Back of the Yards Neighborhood Council; and the Bud Billiken Parade & Family Picnic in Washington Park, presented by Chicago Defender Charities.



The White Sox also hold events prior to home games such as Día de la Familia (Family Day), Orgullo Sox Night (Sox Pride Night) and Noche de la Herencia Hispana (Hispanic Heritage Night).

The Sox activity in the Latino and African-American communities is focused on partnering with and supporting organizations that promote youth academic and athletic programs.

In 2010, Chicago White Sox Charities donated \$1 million to the Salvation Army Chicago Metropolitan Division to help build the Ray and Joan Kroc Corps Community Center in Chicago's West Pullman neighborhood. Today, the Kroc Center boasts a facility that includes baseball and softball diamonds, where the White Sox Amateur City Elite (ACE) youth baseball program plays and trains.



Since the inception of the ACE program – the club's showpiece youth baseball initiative – more than 130 athletes have received athletic aid to play collegiate baseball, with 70 competing at the NCAA Division I level and 18 drafted by professional teams.

The White Sox will host the 10th annual Double Duty Classic in 2017 at Guaranteed Rate Field, continuing their effort to grow the game and develop inner-city baseball talent.

Each year since 2008, the White Sox have brought together many of the best inner-city high school baseball players to play in the Double Duty Classic – an event celebrating the history and tradition of Negro Leagues baseball in Chicago and promoting the next generation of inner-city baseball players. The event is named after Negro League legend Ted "Double Duty" Radcliffe and commemorates the historic Negro Leagues All-Star game played at Old Comiskey Park. Players suit up in uniforms similar to those of the Negro Leagues and play a game at Guaranteed Rate Field, where they gain exposure to scouts.

In the past, players have attended a symposium prior to the game, where they learn about the original East-West game and have the opportunity to interact with dignitaries from Major League Baseball and the media. Past symposium participants include Tyrone Brooks, Sharon Robinson (daughter of Jackie Robinson), Scoop Jackson and Michael Wilbon of ESPN, ESPN MLB analyst and former White Sox outfielder and broadcaster Chris Singleton, Sox Hall-of-Famer Frank Thomas and the team's executive vice president Ken Williams.



White Sox Amateur City Elite (ACE) players gather for the club's annual signing day ceremony on November 16, 2016.

# BASEBALL INFORMATION

## 2017 KEY DATES

<b>March 2-11</b>	Dates to renew contracts.
<b>April 2</b>	Official opening of 2016 championship season. All clubs are required to cut rosters to 25 players by April 2.
<b>April 15</b>	Jackie Robinson Day.
<b>June 12-14</b>	First-Year Player Draft.
<b>July 11</b>	87th All-Star Game at Marlins Park, Miami, Fla.
<b>July 30</b>	Hall of Fame Induction Ceremony, Cooperstown, N.Y.
<b>July 31</b>	Players may be traded between clubs until 3:00 p.m. CT without Trade Waivers in effect.
<b>Aug. 31</b>	Postseason eligibility lists are established at 11:59 p.m. ET. To be eligible, a player must be a bona fide member of a qualifying team on August 31 and must remain a bona fide member through the end of the applicable post-season series.
<b>Sept. 1</b>	Active roster limit increased from 25 to 40.
<b>Oct. 1</b>	Official closing of the 2015 Championship Season.
<b>Day After</b>	
<b>World Series</b>	Commencement of the 15-day period during which eligible players may elect free agency.
<b>5th Day After</b>	
<b>World Series</b>	First day Major League free agents may negotiate and sign with a club other than their former club.
<b>Dec. 1</b>	Last date to tender contracts – midnight ET tonight.
<b>Dec. 11-14</b>	Baseball Winter Meetings, Orlando, Fla.

## BASEBALL TERMINOLOGY

### Disabled Lists

There are two disabled lists — the 15-day DL and the 60-day DL. Players on the 60-day DL do not count against a club's 40-man roster limit. Players may be placed on either disabled list starting with the day following the last day on which they appeared in a game and may be placed on the DL retroactively, up to a maximum of 10 days. While on the DL, players may be assigned to a minor league club for the purposes of an injury rehabilitation assignment for a maximum of 20 days (30 days for pitchers).

### Options

When a player is on a club's 40-man roster and assigned to the minor leagues (except for while on an injury rehabilitation assignment), a player is on "optional assignment." In most cases, a player has three options, which means the player can be on optional assignment during three different seasons (under certain limited circumstances, some players may be eligible for a fourth option). Regardless of how many times a player is optioned and recalled during a single season, the player is only charged with one option during that season — that is, there is no limit on how many times a player may be optioned during a given option year. Once all of a player's options have been used, the player must clear irrevocable waivers before being sent to the minors at any subsequent point in their career.

### Waivers

Fundamentally, waivers are permission from the other major league clubs for a requesting club to make a specific roster move. The type of waiver requested by a club depends upon the type of move the club wishes to undertake.

**Option Waivers (Revocable):** Required any time a club wishes to option a Player for whom at least three years has passed since that player made his major league debut. Option waivers are "revocable", which means if another club enters a claim on a Player, the requesting club may either (i) revoke the request and not make the contemplated roster move or (ii) allow the claiming club to receive the player in exchange for the waiver claim fee (either \$20,000 or \$25,000 depending upon the Player).

**Trade Waivers (Revocable):** Required any time a club wishes to assign a Player to another major league club following the July 31 non-waiver trade deadline and before the end of the regular season. Trade waivers are "revocable" which means if another club enters a

claim on a Player, the requesting club may either (i) revoke the request and not make the contemplated roster move or (ii) allow the claiming club to receive the player in exchange for the waiver claim fee (either \$20,000 or \$25,000 depending upon the Player).

**Unconditional Release Waivers (Irrevocable):** Required any time a club wishes to release a player from his contract. The affected player is removed from the 40-man roster at the time of the request and may be claimed by any club willing to assume the player's contract for a \$1.00 waiver claim fee. Unconditional release waivers are "irrevocable" which means should another club claim the player, the club who requested the waivers loses the player to the claiming club. If the player is unclaimed, the player becomes a free agent eligible to sign with any other club and the requesting club owes the player termination pay as mandated by the terms of the player's contract and/or the collective bargaining agreement.

**Outright Waivers (Irrevocable):** Required any time a club wishes to (i) assign a player to the minors who is out of options or (ii) remove a player from their 40-man roster. These waivers are "irrevocable" which means should another club claim the player, the club who requested the waiver loses the player to the claiming club. If the player is unclaimed, the requesting club may "outright" the affected player to the minors which removes the player from the club's 40-man roster and assigns the player's contract to a minor league affiliate. Under certain limited circumstances, a player who has been outrighted may declare free agency in lieu of accepting assignment to the minor league club.

### Designated For Assignment

When the active roster limit and/or the 40-man roster limit of a particular club have been reached, and the club wishes to add an additional player to either the active or the 40-man roster, the club may designate for assignment a player currently on the 40-man roster. The club then has 10 days to either trade, outright to the minors or release the designated player. Once designated, the player no longer counts against the club's active or 40-man roster limits.

### Recalled vs. Contract Purchased From Minor Leagues

If a player is on the 40-man roster, he is recalled. If not, then his contract is purchased from the minor-league team. A player must be added to the 40-man roster when his contract is purchased.

### Rule 5 Draft

A player not on the major-league 40-man roster is eligible for the Rule 5 Draft if:

1. The player was 18 or younger when he first signed a pro contract and this is the fifth Rule 5 Draft since he signed.
2. He was 19 or older when he first signed a pro contract and this is the fourth Rule 5 Draft since he signed.

## HOW TO FIGURE

### Batting Average

Divide the number of at-bats into the number of hits (H/AB).

### Earned Run Average

Multiply the number of earned runs by nine; take the number and divide it by the number of innings pitched (ERx9/IP)

### Slugging Percentage

Divide the total bases of all safe hits by the total times at-bat. At-bats do not include walks, sacrifices, hit by pitcher or times awarded first base because of interference of obstruction (TB/AB).

### On-Base Percentage

Add the total of hits, walks and hit by pitches and divide by the total of at-bats, walks, hit by pitches and sacrifice flies (H+BB+HBP/AB+BB+HBP+SF).

### Fielding Percentage

Divide the total number of putouts and assists by total chances (putouts, assists and errors; PO+A/PO+A+E).

### Magic Number

Determine the number of games yet to be played, add one, then subtract the number of games ahead in the loss column of the standings from the closest opponent.

FRONT OFFICE

FIELD STAFF

PLAYERS

OPPONENTS

2016 REVIEW

HISTORY

RECORDS

MINOR LEAGUES

MEDIAMISC.

# MEDIA SERVICES

The Chicago White Sox Media Relations staff welcomes you to another season of White Sox baseball at Guaranteed Rate Field. Following are media guidelines for the 2017 season. Please feel free to contact any member of the Media Relations department with requests, questions or concerns at any point. We look forward to working with you throughout the 2017 season.

**Credentials:** Proper credentials must be displayed at all times. Credentials will be issued only to legitimate newsgathering agencies that have contacted the Media Relations department at least 24 hours in advance. Media credentials are to be picked up at the Gate 4 reception desk starting 4.5 hours prior to game time. Earlier credential pick up should be arranged in advance with the media relations office.

**Please note: Transferral of working press credentials or autograph requests by visiting media will result in termination of privileges for the individuals involved. Also, all credentials must include a headshot.**

**Full-Season Credentials:** Full-season credentials for all White Sox games at Guaranteed Rate Field are available to all accredited daily newspapers and area radio and television reporters who cover the Sox on a regular basis, as well as websites affiliated with an accredited newsgathering outlet. All requests should be submitted via [credentials.mlb.com](mailto:credentials.mlb.com). For further information, contact Hannah Sundwall at 312-674-5300.

**All full-season credentials require a photo. Photos may be submitted with the credential application on the MLB system. Full-season credentials will not be issued without photo I.D.**

**Daily Credentials:** All other media outlets will be credentialed on a per-game basis. A credential application from an editor, sports director/producer or assignment editor should be submitted at least 24 hours in advance at [credentials.mlb.com](mailto:credentials.mlb.com). All daily credentials must include a headshot and, per MLB guidelines, must be submitted to the online credential system. Media outlets will no longer be allowed to submit requests via phone or email.

**Photo Requests:** Requests for photos from accredited newsgathering agencies should be sent via email to Ron Vesely ([rvesely@chisox.com](mailto:rvesely@chisox.com)) or Hannah Sundwall ([hsundwall@chisox.com](mailto:hsundwall@chisox.com)) in the Media Relations department.

**Admission:** Enter Guaranteed Rate Field at Gate 4 (Administrative Offices). Television crews that park in the back of the ballpark enter through the loading dock. A MLB Working Pass, BBWAA card or White Sox credential is necessary for admittance. All visitors will be required to pass through a metal detector and bags entering the ballpark will be searched. We appreciate your cooperation and apologize in advance for any inconvenience.

**Additional Note: Media may be asked to show a photo ID prior to entering the park and will not be granted access to the ballpark until 4.5 hours prior to first pitch.**

**Broadcast Booths:** Television and radio booths are located on the 300 level and may be accessed by entering Gate 4. There are seven broadcast booths: Booth 1 (Reserved), Booth 2 (Home TV), Booth 3 (Visiting TV), Private Booth (Official Scorer), Booth 4 (Home Radio), Booth 5 (Visiting Radio), Booth 6 (White Sox Pre/Post) and Booth 7 (Home Spanish Radio).

**Cellular Phones and Tablets:** Per Major League Baseball guidelines, the use of cellular phones and tablets in the clubhouse is prohibited.

**Clubhouses:** Credentials must indicate clubhouse access. Enter at Gate 4 and proceed to the service tunnel. As you reach the service tunnel, the White Sox clubhouse (third base side) is to the left and the visitors' clubhouse (first base) is to the right. The clubhouses will open to the media 3.5 hours prior to game time and close at the start of batting practice. Following the game, the White Sox clubhouse will open to the media no later than 10 minutes after the last out. The trainer's room, weight room, and players lounge are closed to the media. Media are asked not to lounge in the clubhouse or conduct full-length interviews after a game unless pre-arranged with the media relations office.

**Dark Rooms:** Enter at Gate 4 and proceed to the service tunnel. As you reach the service tunnel, the dark rooms are to the right beyond the entrance to the Umpires' Clubhouse.

**Elevators:** Two elevators are located to the right after entering Gate 4. Proper credentials are necessary for access to the elevators. Take either elevator to Level 4 for the Press Box, Level 3 for the Bards Room (dining) and Broadcast Booths or Level 5 for the Upper Photo Boxes (Sections 524 and 540).

**Field:** Credentials must indicate field access. The field and dugouts must be cleared following pre-game batting practice. Postgame live shots can be done from the warning track areas immediately in front of the first and third base photo boxes. However, postgame interviews will not be allowed in or near the dugouts, without special permission, until 10 minutes after the last out.

**Game Tickets:** Limited complimentary tickets are available to the media on a first-come, first-served basis. Media may request up to four tickets for a game by emailing the request to Hannah Sundwall at least 24 hours in advance. If complimentary tickets are unavailable, tickets are available for purchase with a credit card. Tickets may be picked up at Gate 4, Window 10.

**Interview Procedures:** Contact the White Sox Media Relations department to schedule interviews requiring special arrangements. Media requesting an interview with a member of the front office staff should do so through a member of the Sox Media Relations department.

**Media Dining:** Meals are served in the Bard's Room from 2.5 hours prior to all games until game time for an \$8 charge. Bard's Room privileges are available only to those media with BBWAA cards or White Sox credentials. Selected food from Levy Restaurants will be available in the Press Box.

**Media Guides:** Media guides are available in the Press Box and may be obtained from a White Sox Media Relations representative.

**Parking:** Limited parking for the media is available in Lots C and G, as designated on the parking pass. Daily parking is available by contacting Hannah Sundwall in the Media Relations department before noon on weekdays and before 2:00 p.m. on Friday for the weekend.

**Photo Areas:** Enter at Gate 4 and proceed to the service tunnel. As you reach the service tunnel, the third base photo box is to the left and the first base photo box is to the right. Upper photo boxes are available near Sections 524 and 540. Still photographers are not allowed in the tunnel behind home plate or in the clubhouses, without special permission.

**Postgame Interview Room:** Approximately 10 minutes following the conclusion of the game, manager Rick Renteria and selected players are available in the postgame interview room. The interview room is located across the service tunnel from the visiting clubhouse. Interviews are broadcast into the press box and a multibox is available for TV/radio use. The postgame interview room feed is available to off-site media through The Chicago Switch, LLC (call 312-640-1850 or email [info@thechicagoswitch.com](mailto:info@thechicagoswitch.com)).

**Press Box:** Take the elevator to Level 4. The Press Box contains 100 seats, individual storage bins and a lounge area. Guests are not allowed in the Press Box without prior approval from the Media Relations department.

**Game-Related Materials:** Media materials and game information are available at [whitesoxpressbox.com](http://whitesoxpressbox.com) or [mlbpressbox.com](http://mlbpressbox.com). Please see a media relations staffer for login information. A limited number of lineup sheets, rosters, news releases and miscellaneous game information will be made available in the Press Box. Boxscores, play-by-play reports and postgame notes are available in the Press Box after the game.

**Television Minicam Crews:** Television minicam trucks will be allowed to park at the rear of the ballpark near the Players Lot (corner of 35th St. and Wentworth Ave.). Crews parking in this area enter the stadium with their equipment via the loading dock. Security personnel may search vehicles and request identification from camera and truck crews. Access to the field is via first and third base photo boxes off the service tunnel. Access to photo boxes on the upper concourse is via the freight elevator in the left field corner of the stadium.

Per Major League Baseball guidelines, no game action may be shown during a live shot. Use of lights in the stadium during the game is prohibited. Proper credentials are necessary for access to the clubhouses. Following the game, interviews will not be allowed in or near the dugouts, without permission, until 10 minutes after the final out.

**Roving through the stands and concourses is prohibited without prior arrangements with the White Sox. Likewise, field level access during the game is limited to the first and third base photo boxes.**

# SERVICIOS PARA PRENSA

FRONT OFFICE

FIELD STAFF

PLAYERS

OPPONENTS

2018 REVIEW

HISTORY

RECORDS

MINOR LEAGUES

MEDIAMISC.

El departamento de Relaciones con los Medios de los Chicago White Sox les da la bienvenida a otra temporada de los White Sox en el Guaranteed Rate Field. A continuación están detalladas las directrices para la temporada del 2017. Por favor, siéntanse libres de contactar a cualquier miembro del departamento de Relaciones con los Medios para peticiones, preguntas o cualquier otro factor de interés. Nosotros estamos entusiasmados de trabajar contigo a lo largo de esta temporada del 2017.

**Credenciales:** Las credenciales deben estar visibles en todo momento. Las credenciales serán otorgadas solamente a los medios y agencias de noticias legítimas que contacten al departamento de Relaciones con los Medios no menos de 24 horas antes del juego requerido. Las credenciales de los medios podrán ser retiradas en la recepción de la puerta 4 no antes de cuatro horas y medias antes del inicio del juego. El retiro de las credenciales antes de ese tiempo debe ser acordado con los representantes del departamento de Relaciones con los Medios.

**Por favor, tenga en cuenta: Transferir la credencial de prensa o pedir autógrafos mientras trabaja como prensa resultará en la terminación inmediata de sus privilegios individuales como periodista.**

**Credenciales para la temporada completa:** Las credenciales para cubrir los juegos de los White Sox durante toda la temporada en el Guaranteed Rate Field están disponibles para todos los reporteros de periódicos diarios, radios y televisores que cubren al equipo diariamente. Este tipo de credenciales también están disponibles para las páginas web afiliadas y legítimamente acreditadas como medios de prensa. Todas las peticiones de credenciales deben hacerse a través de [credentials.mlb.com](mailto:credentials.mlb.com).

**Todas las credenciales para la temporada completa requieren foto. Las fotos deben ser suministradas junto a la petición de la credencial en el sistema de MLB. Estas credenciales no serán aprobadas sin fotos.**

**Credenciales diarias:** Todos los otros medios de comunicación serán acreditados diariamente, según lo requieran. Estas credenciales deben ser pedidas por el editor, director/productor de deportes no menos de 24 horas antes del juego y a través de [credentials.mlb.com](mailto:credentials.mlb.com).

**Peticiones de fotos:** Peticiones de fotos por parte de medios de comunicación, agencias de noticias u otros medios de equipos de béisbol deben hacerse a través de un correo electrónico a Ron Vesely ([rvesely@chisox.com](mailto:rvesely@chisox.com)) o Hannah Sundwall ([hsundwall@chisox.com](mailto:hsundwall@chisox.com)).

**Admisión:** La entrada al Guaranteed Rate Field es por la puerta 4 (entrada de las oficinas administrativas). Los equipos de televisión que estacionan en la parte de atrás del estadio deben ingresar por la zona de carga. Pases de trabajo de MLB, carnet de BBWAA o la credencial de los White Sox es necesaria para entrar al parque. Todos los visitantes deben pasar a través del detector de metales y todos los bolsos y maletas deberán ser revisadas. Nosotros agradecemos su colaboración y nos disculpamos de antemano por los inconvenientes que se puedan presentar.

**Nota adicional:** Puede que a la prensa se le pida mostrar su identificación antes de entrar al estadio y su acceso no es garantizado antes de cuatro horas y medias antes del inicio del juego.

**Casetas de transmisiones:** Las casetas de radio y televisión están ubicadas en el nivel 300 y se les puede acceder a través de la puerta 4. Hay siete casetas de transmisión: Caseta 1 (reservada), Caseta 2 (televisión local), Caseta 3 (televisión visitante), Caseta privada (anotador oficial), Caseta 4 (radio local), Caseta 5 (radio visitante), Caseta 6 (White Sox pre-post juego) y Caseta 7 (radio local en español).

**Celulares y tablets:** Por directrices de Major League Baseball, el uso de teléfonos celulares y tablets está prohibido dentro del clubhouse.

**Clubhouse:** Para ingresar a los clubhouses la credencial debe indicar el permiso para hacerlo. Entre por la puerta 4 y proceda al túnel de servicio. Una vez que se encuentre en el túnel, el clubhouse de los White Sox se encontrará a su izquierdo, del lado de la tercera base, el clubhouse del equipo visitante se encontrará a su derecha, del lado de la primera base. Los clubhouses abrirán tres horas y media antes del inicio del juego y cerrarán al comenzar la práctica de bateo. No antes de 10 minutos de haber culminado el encuentro, el clubhouse de los White Sox estará abierto para los medios. El área médica, el gimnasio y el comedor de los jugadores están prohibidas para los medios. Los reporteros no podrán realizar extensas entrevistas antes del juego a menos que hayan recibido permiso por parte del personal del departamento de Relaciones con los Medios.

**Cuarto oscuro:** Entre por la puerta 4 y proceda al túnel de servicio. Una vez que se encuentre en el túnel de servicio, el cuarto oscuro le quedará a la derecha, más allá del clubhouse de los umpires.

**Elevadores:** Dos elevadores están ubicados a la derecha, luego de entrar por la puerta 4. Las credenciales son necesarias para ingresar a los elevadores. Tome cualquier elevador hasta el nivel 4 para ir al palco de prensa (Press Box). En el nivel 3 se encuentra ubicado el restaurant y las casetas de transmisiones. En el nivel 5 están los cajones superiores para los fotógrafos (secciones 524 y 540).

**Terreno:** Las credenciales deben indicar acceso al terreno. El terreno y los dugouts deben estar despejados después de la práctica de bateo. Las entrevistas en vivo luego de los juegos deben ser hechas en la zona de la zona de seguridad, al frente del cajón de los fotógrafos de primera y tercera base. Sin embargo, las entrevistas luego del juego no serán permitidas dentro o cerca de los dugouts, sin un permiso especial, hasta después de diez minutos de haber finalizado el juego.

**Tickets para el juego:** Una cantidad limitada de tickets están disponibles para la prensa, una vez que se alcanza esa cantidad no habrá más. Cada periodista puede pedir un máximo de cuatro tickets por juego, la petición la pueden hacer enviándole un email a Hannah Sundwall ([hsundwall@chisox.com](mailto:hsundwall@chisox.com)) con 24 horas de anticipación. Si estos tickets complementarios no están disponibles, se pueden comprar tickets disponibles con tarjeta de crédito. Los tickets deben ser retirados en la ventana 10 de la puerta 4.

**Procedimiento para entrevistas:** Por favor, contactar al departamento de Relaciones con los Medios para pautar entrevistas que requieran arreglos especiales. La prensa que requiera una entrevista con un miembro de la gerencia también debe contactar al departamento de Relaciones con los Medios.

**Comida para los medios:** La comida es servida en el Bards Room, dos horas y media antes del inicio del juego y hasta el comienzo del encuentro. La comida tiene un costo de \$8. Los privilegios del Bards Room son solo para aquellos miembros de la prensa que tienen credencial de los White Sox o de la BBWAA. Comida del Levy Restaurant estará disponible en el palco de prensa durante el juego.

**Guía de medios:** Las guías de medios están disponibles en el palco de prensa y deben ser obtenidas a través de un representante del departamento de Relaciones con los Medios de los White Sox.

**Estacionamiento/Parking:** Una cantidad limitada de puestos serán reservados para la prensa en los estacionamientos C y G. Usted estacionará en el lugar que le corresponda según le sea asignado. Diariamente hay pases disponibles para que la prensa estacione en los lots C y G, para adquirir esos pases diarios deben contactar a Hannah Sundwall, en el departamento de Relaciones con los Medios, antes del mediodía durante la semana y antes de las 2:00 pm del viernes para los fines de semana.

**Área de fotos:** Por favor, entrar por la puerta 4 y proceda al túnel de servicio. Una vez en el túnel de servicio, diríjase a la caja de los fotógrafos del lado tercera base, hacia la izquierda, o del lado de la primera base, a la derecha. Las cajas superiores para los fotógrafos están disponibles en las secciones 524 y 540. Los fotógrafos no son permitidos en el área del túnel que está detrás del home plate, ni dentro de los clubhouses sin un permiso especial.

**Cuarto de entrevistas post-juego:** Aproximadamente 10 minutos luego de concluir el encuentro, el manager, Rick Renteria, y selectos peloteros estarán disponibles en el cuarto de entrevistas post-juego. El cuarto de entrevistas está ubicado al frente del clubhouse del equipo visitante, cruzando el túnel de servicio. Las entrevistas son transmitidas dentro del palco de prensa y hay un multibox disponible para radio y televisión. Las entrevistas post-juego tienen un feed disponible para la prensa a través de The Chicago Switch, LLC (llamar 312-640-1850) o envíe un correo electrónico a [info@thechicagoswitch.com](mailto:info@thechicagoswitch.com).

**Palco de prensa:** Tome los elevadores hasta el nivel 4. El palco de prensa tiene 100 asientos, compartimientos individuales para guardar sus pertenencias y un área lounge. No están permitidos invitados en el palco de prensa sin una autorización previa del personal del departamento de Relaciones con los Medios.

**Material relacionado con los juegos:** Materiales para la prensa e informaciones del juego están disponibles en [whitesoxexpressbox.com](mailto:whitesoxexpressbox.com). Por favor, contacte a un miembro del departamento de Relaciones con los Medios para pedir el login. Un limitado número de line ups, rosters, comunicados de prensa y misceláneas del juego estarán disponibles en el palco de prensa. Boxscores, play-by-play, reportes y notas post-juegos estarán disponibles en el palco de prensa luego de los juegos.

**Equipos de televisión:** Los transportes de los equipos de televisión están permitidos a estacionar en la parte de atrás del estadio, cerca del estacionamiento de los peloteros (la esquina de la calle 35 y la avenida Wentworth). Los equipos que se estacionan en esta área deben entrar al estadio por la zona de carga. Personal de seguridad pueden acercarse al vehículo y pedir la identificación del camarágrafo y de sus acompañantes. El acceso al terreno es a través de la caseta de los fotógrafos, ubicadas en la primera y tercera base, a través del túnel de servicio. Para acceder a las casetas de los fotógrafos en el nivel superior deben tomar el elevador de servicio, que está en la esquina del jardín izquierdo.

Por directrices de Major League Baseball, ninguna acción fuera del juego puede ser mostrada en vivo. El uso de luces en el estadio durante los juegos está prohibido. Las credenciales correspondientes son necesarias para acceder a los clubhouses. Luego del juego, entrevistas no serán permitidas dentro ni cerca del dugout, sin permiso, hasta 10 minutos después del último out.

**Pasar por el estadio está prohibido sin previo aviso al departamento de Relaciones con los Medios. El acceso al terreno durante los juegos está limitado a la caja de los fotógrafos en primera y tercera base.**

# MEDIA DIRECTORY

*Sports Editor (SE), Beat Writer (B), National Baseball Writer (N), Columnist (C), Sports Director (SD), Assistant Program Director (APD), Sports Producer (SP), Producer-Director (PD), Game Producer (GP), Executive Producer (EP).*

## NEWSPAPERS

### Chicago Sun-Times

**350 N. Orleans, Chicago, IL 60611, 312-321-2663.**

Chris DeLuca (SE/N), Daryl Van Schouwen (B), Rick Morrissey (C), Rick Telander (C), Jeff Arnold, Toni Ginnett.

### Chicago Tribune

**435 N. Michigan, Chicago, IL 60611, 312-222-3103.**

Joe Knowles (SE), Colleen Kane (B), Paul Sullivan (N), David Haugh (C), Chris Kuc, Paul Skrbina.

### Daily Herald

**155 E. Algonquin Rd., Arlington Heights, IL 60005, 800-453-0333.**

Tom Quinlan (SE), Don Friske (NSE), Scot Gregor (B), Mike Imrem (C), Barry Rozner (C).

### Northwest Herald

**7717 S. Route 31 Crystal Lake, IL 60014, 815-459-4040.**

Kyle Nabors (SE).

### The Times of Northwest Indiana

**601 45th Ave., Munster, IN, 46321, 219-933-3367**

Greg Smith (SE).

## WEBSITES

### Whitesox.com

**600 N. McClurg Court, No. 512 A, 60611, 630-661-4316**

Jim Banks (SE), Scott Merkin (B), Phil Rogers (N).

## WIRE SERVICES

### Associated Press

**10 S. Wacker Drive, Ste. 2500, Chicago, IL 60606, 312-781-0500.**

Andrew Seligman, Jack McCarthy, Patrick Rose.

### The Sports Xchange

**4632 Windsong St., Sacramento, CA 95834, 773-209-2018.**

Jeff Reynolds (SE), Jeff Arnold, Brian Hedger, Tom Musick.

## RADIO STATIONS

### WLS (890 AM, White Sox flagship)

**455 N. Cityfront Plaza Drive., 6th Floor  
Chicago, IL 60611, 312-245-1200.**

Peter Bolger (PD), Rachel Brady, Connor McKnight, Dave Zaslowsky (EP).

### ESPN Chicago (1000 AM)/ESPNChicago.com

**190 N. State St., 7th Floor, Chicago, IL 60601, 312-980-1070.**

Adam Delevitt (PD), Randy Merkin (APD), Carmen DeFalco, Jeff Dickerson, Jonathan Hood, Fred Huebner, John Jurkovic, David Kaplan, Jeff Meller (SP), John Robers (SE), Keith Sgariglia (SE), Marc Silverman, Tom Waddle, Danny Zederman (SP).

### WBBM (780 AM and 105.9 FM)

**180 N. Stetson, Suite 1100, Chicago, IL 60601, 312-297-7801.**

Rick Gregg, Josh Liss (SD), Jeff Joniak, Dave Kerner, Terry Keshner, George Ofman.

### WGN (720 AM and WGNPlus.com)

**435 N. Michigan, Chicago, IL 60611, 312-222-5094.**

Dave Enet (SD), Mark Carman, Adam Hoge, Sam Panayotovich, Kevin Powell, Jarrett Payton.

### WRTO/Univision Radio (1200 AM)

**541 N. Fairbanks, Ste. 1100, Chicago, IL 60611, 312-494-2766.**

Doug Levy (SVP/GM).

### WSCR (670 AM)

**180 N. Stetson, Ste. 1250, Chicago, IL 60601, 312-729-3967.**

Dan Bernstein, Les Grobstein, Jason Goff, Brian Hanley, Laurence Holmes, Bruce Levine, Brendan McCaffrey (SD), Mike Milligan, Danny Parkins, Mitch Rosen (PD), David Schuster, Matt Spiegel, Zach Zaidman.

## TELEVISION STATIONS

### WGN-TV (Channel 9, Sox flagship)

**2501 Bradley Place, Chicago, IL 60618, 773-883-3325.**

Joe Grube, Joel Liberatore (SP), Steve Lippo (SP), Lauren Magiera, Dan Roan (SD), Pat Tomasulo, Bob Vorwald (GP).

### Comcast SportsNet (Sox cable flagship)/CSNChicago.com

**350 N. Orleans, Ste. S2-100, Chicago, IL, 60654, 312-222-6051.**

Jim Angio (GD), Pat Boyle, Chris Boden, Joe Collins, Kian Dowlatshahi (GP), Joe Grube, Tim Folke, Chuck Garfien, David Kaplan, Dan Hayes (B), Kip Lewis, Leila Rahimi, Dave Ross (GP), Siera Santos, JJ Stankevitz.

### WCIU-TV (Channel 26)

**26 N. Halsted Ave., Chicago, IL, 60661, 312-705-2600**

Kenny McReynolds (SD).

### WBBM-TV (CBS, Channel 2)

**22 W. Washington, Chicago, IL, 60602, 312-899-2330.**

Ryan Baker, Steve Goldberg (SP), Megan Mawicke, Krista Ruch (EP), Blake Tyson (SP).

### WMAQ-TV (NBC, Channel 5)

**NBC Tower, 454 N. Columbus, Chicago, IL 60611, 312-836-5665.**

Mike Adamle, Mike Berman, Dave Breyer (SP), Geoff Glick (SP), Peggy Kusinski, Siafia Lewis, Steve Lippo (EP).

### WLS-TV (ABC, Channel 7)

**190 N. State, Chicago, IL 60601, 312-750-7110.**

Mark Giangreco (SD), Mike Johnson (SP), Dionne Miller, Jim Rose, Jason Smith (SP), Larry Snyder (SP).

### WFLD-TV (FOX, Channel 32)

**205 N. Michigan, Chicago, IL 60601, 312-565-5530.**

Lou Canellis, Ken Dittleman (SP), John Eskra (EP), Evan Fitzgerald.

### WPWR-TV (Channel 50, White Sox Network)

**205 N. Michigan, Chicago, IL, 60601, 312-565-5532**

Bob Vorwald (GP).

## Whitesoxpressbox.com

To support Major League Baseball's Green Initiative, the White Sox offer whitesoxpressbox.com, a private, media-only website that helps streamline and expedite distribution of information to outlets covering the team in a more environmentally friendly manner. In addition to serving as a central location for all media documents, with content including media guide, season-in-review, game notes, stat packs, clips, lineups, audio and video, the site is updated every day throughout the season and remains archived. For more information on the site, please contact Hannah Sundwall at 312-674-5300.

# WHITE SOX COMMUNICATIONS



**Scott Reifert**  
Senior Vice President of  
Communications  
sreifert@chisox.com



**Bob Beghtol**  
Senior Director of  
Media Relations  
bbeghtol@chisox.com



**Sheena Quinn**  
Director of  
Public Relations  
squinn@chisox.com



**Ray Garcia**  
Assistant Director of  
Media Relations  
rgarcia@chisox.com



**Joe Roti**  
Coordinator of  
Media Relations  
jroti@chisox.com



**Julianne Bartosz**  
Senior Coordinator of  
Public Relations  
jbartosz@chisox.com



**Hannah Sundwall**  
Coordinator of  
Media Services  
hsundwall@chisox.com



**Billy Russo**  
Spanish Communications  
Manager; Interpreter  
brusso@chisox.com



**Ron Vesely**  
Team Photographer  
rvesely@chisox.com



**Nick Johnson**  
Media Relations Intern  
njohnson@chisox.com



**Sam Stych**  
Media Relations Intern  
sstych@chisox.com



**Molly Watts**  
Public Relations Intern  
mwatts@chisox.com

FRONT OFFICE

FIELD STAFF

PLAYERS

OPPONENTS

2016 REVIEW

HISTORY

RECORDS

MINOR LEAGUES

MEDIA/MISC.



# The #1 App for Live White Sox Baseball



2017 ©MLB Advanced Media, L.P. All Major League Baseball trademarks, service marks and copyrights used herein are the property of the applicable MLB entity. Visit MLB.com. All other marks used herein are trademarks of their respective owners. Photos: Getty Images.



# SOMETHING FOR FANS TO CHEW ON ALL SEASON LONG

LIVE LOOK-INS AND ANALYSIS ON MLB TONIGHT™  
PLUS 5 LIVE GAMES EACH WEEK



OUR NATIONAL PASTIME  
ALL THE TIME®



TO FIND MLB NETWORK IN YOUR AREA, LOG ON TO [MLBNETWORK.COM](http://MLBNETWORK.COM)  
© 2017 MAJOR LEAGUE BASEBALL PROPERTIES, INC. ALL RIGHTS RESERVED.

# MAJOR LEAGUE BASEBALL DIRECTORY

## CHICAGO WHITE SOX MEDIA RELATIONS

	Phone	FAX
<b>Chicago White Sox</b>	<b>312-674-5300</b>	<b>674-5116</b>
Scott Reifert, Sr. Vice President	312-961-9505	(cell)
Bob Beghtol, Senior Director	773-425-1832	(cell)
Sheena Quinn, Director	773-301-2774	(cell)
Ray Garcia, Assistant Director	773-209-7161	(cell)
Joe Roti, Coordinator	312-375-3131	(cell)
Billy Russo, Manager	773-642-2807	(cell)
Julianne Bartosz, Sr. Coordinator	312-758-5288	(cell)
Hannah Sundwall, Coordinator	440-223-7142	(cell)

## AMERICAN LEAGUE MEDIA RELATIONS

	Phone	FAX
<b>Baltimore Orioles</b>	<b>410-547-6150</b>	<b>547-6272</b>
Kristen Hudak	547-6159	
Jim Misudek	547-6106	
<b>Boston Red Sox</b>	<b>617-226-6000</b>	<b>226-6416</b>
Kevin Gregg	226-6759	
Abby Deciccio	226-6214	
<b>Cleveland Indians</b>	<b>216-420-4380</b>	<b>420-4430</b>
Bart Swain	420-4386	
Court Berry-Tripp	420-4391	
<b>Detroit Tigers</b>	<b>313-962-4000</b>	<b>471-2138</b>
Ron Colangelo	471-2024	
Chad Crunk	471-2092	
<b>Houston Astros</b>	<b>713-259-8900</b>	<b>259-8032</b>
Gene Dias	259-8985	
Steve Grande	259-8990	
<b>Kansas City Royals</b>	<b>816-504-4362</b>	<b>921-5775</b>
Mike Swanson	504-4713	
Mike Cummings	504-4368	
<b>Los Angeles Angels</b>	<b>714-940-2014</b>	<b>940-2205</b>
Tim Mead	940-2003	
Eric Kay	940-2173	
<b>Minnesota Twins</b>	<b>612-659-3400</b>	<b>659-4029</b>
Dustin Morse	659-3472	
Mitch Hestad	659-3473	
<b>New York Yankees</b>	<b>718-579-4460</b>	<b>293-8414</b>
Jason Zillo	579-4515	
Michael Margolis	579-4503	
<b>Oakland Athletics</b>	<b>510-563-2207</b>	<b>562-1633</b>
Mike Selleck	563-2233	
Zak Basch	563-2236	
<b>Seattle Mariners</b>	<b>206-346-4000</b>	<b>346-4400</b>
Tim Hevly	346-4402	
Kelly Munro	346-4401	
<b>Tampa Bay Rays</b>	<b>727-825-3342</b>	<b>825-3111</b>
Dave Haller	825-3485	
Ryan Sheets	825-3237	
<b>Texas Rangers</b>	<b>817-273-5203</b>	<b>273-5110</b>
John Blake	273-5208	
Rich Rice	273-5204	
<b>Toronto Blue Jays</b>	<b>416-341-1300</b>	<b>341-1250</b>
Jay Stenhouse	341-1248	
Mal Romanin	341-1249	

## MAJOR LEAGUE BASEBALL

	Phone	FAX
<b>Major League Baseball</b>	<b>212-931-7878</b>	<b>949-5654</b>
Patrick Courtney	931-7878	
John Blundell	931-7885	
Mike Teevan	931-7879	
Donald Muller	931-7883	
Lydia Devlin	931-7621	


## NATIONAL LEAGUE MEDIA RELATIONS

	Phone	FAX
<b>Arizona Diamondbacks</b>	<b>602-462-6500</b>	<b>462-6527</b>
Casey Wilcox	462-6661	
Patrick O'Connell	462-6586	
<b>Atlanta Braves</b>	<b>404-522-7630</b>	<b>614-1391</b>
Brad Hainje	614-1307	
Adrienne Midgley	614-1556	
<b>Chicago Cubs</b>	<b>773-404-4191</b>	<b>404-4129</b>
Peter Chase	404-4020	
Jason Carr	404-4023	
<b>Cincinnati Reds</b>	<b>513-765-7000</b>	<b>765-7180</b>
Rob Butcher	765-7090	
Larry Herms	765-7092	
<b>Colorado Rockies</b>	<b>303-312-2325</b>	<b>312-2319</b>
Warren Miller	312-2326	
Cory Little	312-2329	
<b>Los Angeles Dodgers</b>	<b>323-224-1301</b>	<b>224-1459</b>
Joe Jareck	224-1549	
Jon Chapper	224-1589	
<b>Miami Marlins</b>	<b>305-480-1391</b>	<b>480-3013</b>
Matt Roebuck	480-1387	
Marty Sewell	480-1389	
<b>Milwaukee Brewers</b>	<b>414-902-4400</b>	<b>933-3251</b>
Mike Vassallo	902-4473	
Ken Spindler	902-4469	
<b>New York Mets</b>	<b>718-565-4330</b>	<b>639-3619</b>
Jay Horwitz	565-4330	
Ethan Wilson	803-4027	
<b>Philadelphia Phillies</b>	<b>215-463-6000</b>	<b>389-3050</b>
Greg Casterioto	218-5297	
Craig Hughner	218-5248	
<b>Pittsburgh Pirates</b>	<b>412-323-5000</b>	<b>325-4413</b>
Jim Trdinich	325-4728	
Dan Hart	325-4976	
<b>St. Louis Cardinals</b>	<b>314-345-9600</b>	<b>345-9530</b>
Brian Bartow	345-9313	
Melody Yount	345-9470	
<b>San Diego Padres</b>	<b>619-795-5265</b>	<b>795-5266</b>
Shana Wilson	795-5261	
Darren Feeney	787-4134	
<b>San Francisco Giants</b>	<b>415-972-2448</b>	<b>947-2800</b>
Matt Chisholm	972-2449	
Liam Connolly	972-2441	
<b>Washington Nationals</b>	<b>202-640-7000</b>	<b>547-7057</b>
Amanda Comak	640-7417	
Kyle Brostowitz	640-7439	



Official Mortgage Provider  
of the Chicago White Sox

# Meet the new addition to the team



Guaranteed Rate has taken the majors by storm since turning pro in 2000. They are now the 8th-largest mortgage lender in the country, delivering speed, ease and transparency with low, low rates, impeccable customer service and the World's First Digital Mortgage! **Learn more at [Rate.com](http://Rate.com)**

## 2016 STATS

Customer Satisfaction	Funded Loan Volume	Homes Purchased	Homes Refinanced	Rates
95%	\$22.8 Billion	40,678	32,064	Low low

EQUAL HOUSING LENDER NMLS ID #2611. (Nationwide Mortgage Licensing System [www.nmlsconsumeraccess.org](http://www.nmlsconsumeraccess.org))  
95% Customer Satisfaction: Data Source: Guaranteed Rate's Client Satisfaction Surveys (Averaged 2007-2015)  
Source: Guaranteed Rate's loan data 2016



# 2017 CHICAGO WHITE SOX

## APRIL

SUN	MON	TUE	WED	THU	FRI	SAT
						1
2	3	4	5	6	7	8
DEF 5:10 CSN	DEF 5:10 CSN	CLE 2:30 WGN	DET 1:10 CSN	DET 1:10 WGN	MIN 7:10 WGN	MIN 1:10 CSN
9	10	11	12	13	14	15
MIN 1:10 CSN	CLE 2:30 WGN	CLE 5:10 WGN	CLE 5:10 WGN	CLE 5:10 WGN	MIN 7:10 WGN	MIN 1:10 WGN
16	17	18	19	20	21	22
MIN 1:10 CSN	NYG 7:30 WGN	NYG 7:30 CSN	NYG 7:30 CSN	NYG 7:30 CSN	CLE 5:10 WGN	CLE 5:10 WGN
23	24	25	26	27	28	29
CLE 1:10 WGN	KC 7:30 CSN	KC 7:30 CSN	KC 7:30 WGN	KC 7:30 WGN	DET 1:10 WGN	DET 1:10 CSN
30						
DET 12:10 WGN						

## MAY

SUN	MON	TUE	WED	THU	FRI	SAT
1	2	3	4	5	6	7
NYG 7:30 CSN	KC 7:30 WGN	KC 7:30 CSN+	KC 7:30 CSN	KC 7:30 CSN	BAL 6:10 CSN	BAL 6:10 WGN
8	9	10	11	12	13	14
BAL 12:35 CSN	MIN 7:10 WGN	MIN 7:10 CSN	MIN 7:10 WGN	SD 7:30 WGN	SD 6:10 WGN	SD 6:10 WGN
15	16	17	18	19	20	21
SD 12:35 CSN	LAA 9:07 CSN	LAA 9:07 WGN	LAA 9:07 CSN	SEA 8:10 WGN	SEA 8:10 CSN	SEA 8:10 CSN
22	23	24	25	26	27	28
SEA 8:10 CSN	AZ 4:20 CSN	AZ 4:20 WGN	AZ 4:20 CSN	DET 1:10 CSN	DET 1:10 CSN	DET 1:10 CSN
29	30	31				
DET 1:10 WGN	BOS 7:10 CSN	BOS 7:10 CSN				

## JUNE

SUN	MON	TUE	WED	THU	FRI	SAT
4	5	6	7	8	9	10
DET 12:10 CSN	MIN 6:10 WGN	TB 6:10 WGN	TB 6:10 CSN	TB 6:10 WGN	CLE 6:10 WGN	CLE 6:15 FOX
11	12	13	14	15	16	17
CLE 12:10 WGN	BAL 7:10 WGN	BAL 7:10 CSN	BAL 7:10 CSN	BAL 1:10 CSN	TOR 6:07 WGN	TOR 12:07 CSN
18	19	20	21	22	23	24
TOR 7:10 WGN	MIN 1:10 WGN	MIN 1:10 CSN	MIN 1:10 CSN	MIN 1:10 CSN	OAK 6:10 CSN	OAK 6:10 CSN
25	26	27	28	29	30	
OAK 6:10 WGN	NYG 7:30 WGN	NYG 7:30 CSN	NYG 7:30 CSN+	NYG 7:30 CSN	TEX 7:30 CSN	

## JULY

SUN	MON	TUE	WED	THU	FRI	SAT
2	3	4	5	6	7	8
TEX 1:10 CSN	OAK 8:07 CSN	OAK 8:07 WGN	OAK 8:07 WGN	OAK 8:07 WGN	COL 7:10 WGN	COL 8:10 WGN
9	10	11	12	13	14	15
COL 1:10 CSN	TAL- GAME	TAL- GAME	TAL- GAME	TAL- GAME	SEA 7:10 WGN	SEA 7:10 WGN
16	17	18	19	20	21	22
SEA 7:10 CSN	LAD 7:10 CSN	LAD 7:10 WGN	LAD 7:10 WGN	LAD 7:10 WGN	NYG 7:30 WGN	NYG 7:30 WGN
23	24	25	26	27	28	29
KC 1:15 CSN	CURS 1:20 CSN	CURS 1:20 WGN	CURS 1:20 WGN	CURS 1:20 WGN	CLE 7:10 CSN	CLE 8:10 CSN
30						
CLE 1:10 WGN						

## AUGUST

SUN	MON	TUE	WED	THU	FRI	SAT
6	7	8	9	10	11	12
BOS 12:35 WGN	HOU 7:10 WGN	HOU 7:10 WGN	HOU 7:10 WGN	HOU 7:10 WGN	KC 8:10 WGN	KC 8:10 CSN
13	14	15	16	17	18	19
KC 7:30 WGN	LAD 7:10 WGN	LAD 7:10 WGN	LAD 7:10 WGN	TEX 7:30 WGN	TEX 7:30 WGN	TEX 7:30 WGN
20	21	22	23	24	25	26
TBS 7:30 CSN	MIN 7:10 CSN	MIN 7:10 WGN	MIN 7:10 WGN	MIN 7:10 WGN	DET 1:10 CSN	DET 1:10 CSN
27	28	29	30	31		
DET 1:10 WGN		MIN 7:10 CSN	MIN 7:10 WGN	MIN 12:10 CSN		

## SEPTEMBER

SUN	MON	TUE	WED	THU	FRI	SAT
3	4	5	6	7	8	9
TB 1:10 WGN	CLE 1:10 WGN	CLE 1:10 CSN	CLE 1:10 CSN	CLE 1:10 WGN	SF 7:10 CSN	SF 6:10 WGN
10	11	12	13	14	15	16
SF 1:10 CSN	KC 7:30 CSN	KC 7:30 WGN	KC 7:30 WGN	DET 1:10 CSN	DET 1:10 CSN	DET 1:10 CSN
17	18	19	20	21	22	23
DET 1:10 WGN	HOU 7:10 WGN	HOU 7:10 WGN	HOU 7:10 CSN	HOU 7:10 CSN	KC 7:30 CSN	KC 8:10 WGN
24	25	26	27	28	29	30
KC 1:10 CSN	LAA 7:10 CSN+	LAA 7:10 CSN	LAA 7:10 WGN	LAA 7:10 WGN	CLE 6:10 CSN	CLE 6:10 WGN
OCT 1						
CLE 1:10 CSN						

HOME

AWAY

FIREWORKS

FAMILY SUNDAYS  
PRESENTED BY COCA-COLA

FREE T-SHIRT THURSDAYS

Schedule as of 3/17/17. All times CST. Dates and opponents subject to change. SAT/SUN Game Times subject to change due to FOX/ESPN Schedules  
CSN+ Comcast SportsNet | CSN+ Comcast SportsNet Plus | WGN+ WGN-TV  
All games broadcast on WLS Radio 890 AM and select games in Spanish on WRTD 1200 AM